



Education Furniture

Classrooms, Lecture Halls, Libraries, Staff Rooms,
Auditoriums, Laboratories, and more

Inspiring Education Environments, With Comfort And Creativity.

Ignite brilliance with Godrej Interio’s range of educational solutions. Unleash the boundless potential of young minds through our furniture, thoughtfully-designed for school and college classrooms, labs, conferences, and beyond.

Good furniture design plays a crucial role in educational environments by significantly impacting students' learning experiences. With our unwavering commitment to ergonomic design and superior comfort, our furniture creates a welcoming and inspiring atmosphere, fostering creativity, collaboration, and overall academic success.

Let your institution soar to new heights with Godrej Interio educational furniture.

On The Cover
Godrej Interio's range of educational furniture

- 1. Staff Room
- 2. Library
- 3. Classroom (Higher Education)
- 4. Classroom (K12)





Partnering India In Building A Better Tomorrow.

We are India's largest home and institutional furniture manufacturer since 1936. With a focus on Make in India products, manufactured in state-of-the-art facilities meeting global design, quality and test standards.

Supporting modern nation-building with products, services and initiatives geared towards a greener, healthier, progressive and prosperous future.



125 Years Of Legacy. 1000+ Projects Delivered Annually.







With a rich legacy that spans over 125 years, Godrej is a pioneer across industries in India.

Led by India's largest in-house furniture design team, our aim is to transform spaces with thoughtfully-designed furniture. And our goal is to create brighter environments with products that have the highest design quotient in aesthetics, functionality, and technology.

Godrej Interio at a glance

- India's largest home and institutional furniture manufacturer, since 1936; supporting nation building
- 95% ex-works TOC performance through project tools and dedicated team to ensure on-time project delivery
- Unique customisation capabilities
- Winner of 34 India Design Mark Awards to date

Widest product portfolio across product lines

 Seating 47+	 Desking 40+	 Storage 25+
 OPOS 10+	 Healthcare 8+	 Lab 5+

Enforcing Green At Every Step

godrej interior
talk green.
walk green.

At Godrej Interior, our sustainability goals are ambitious. We do not just talk, we walk the talk.

We take our work seriously because we know our products and services touch people, transform lives and change the world.

When we add the element of sustainability and green living into what we do, it adds the positivity of hope to the promise of a better future, not only for people but for the planet as a whole.



Materials

- Design For Environment
- Green Materials
- LCA



Transportation

- Green Modes Of Transportation



Manufacturing

- Energy Efficiency
- Zero Waste Water Discharge
- Renewal Energy
- Zero Waste Landfill



In Use

- Low Emitting Products
- Green Certification
- AMC



Packaging

- Flat Packaging
- Right Packaging



End Of Life

- Recycling Program
- Safe Disposal

India's First Net Zero Energy Building.

- CII certified state-of-the-art manufacturing facilities across 6 locations
- Designed for the environment: Cradle to grave journey monitored



Greeneco certifications awarded to Vikhroli and Shirwal Units



Largest Portfolio of Certified Products



89+
GreenPro



29+
Greenguard



38+
Greenguard Gold



37+
GRIHA



18+
BIFMA Level 2



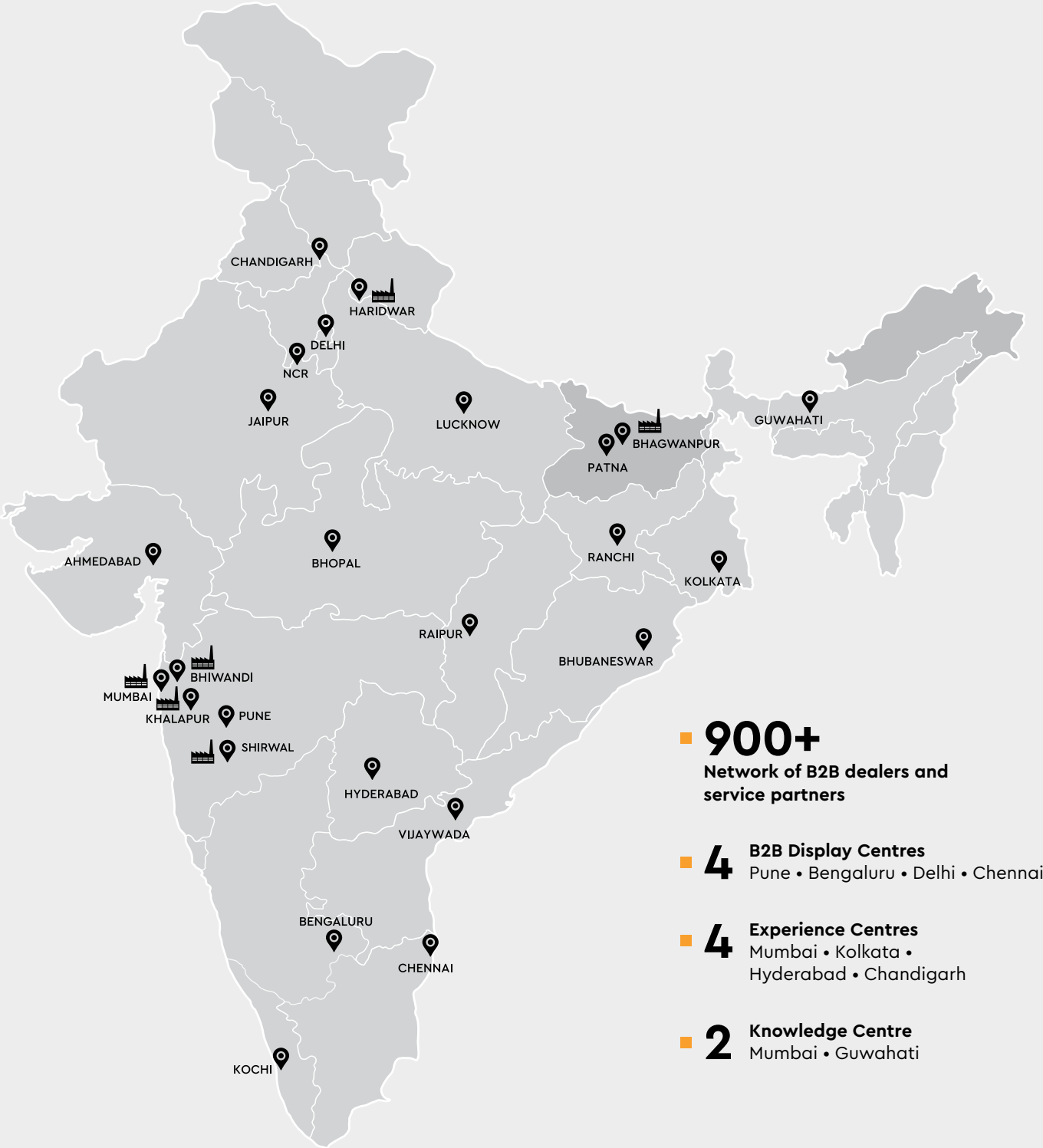
72+
SCS Indoor Air Quality Advantage Gold

godrej interior
wellness@work

Towards Healthier Learning Spaces

- Team of certified doctors / ergonomists to assist students' and educators' health and productivity challenges
- Ergonomics Program helps institutions improve educators' and students' comfort and lowers injuries
- Initiatives help improve engagement
- Team is backed by research and advisory experience spanning corporate, government, educational and healthcare organizations





- 900+ Network of B2B dealers and service partners
- 4 B2B Display Centres
Pune • Bengaluru • Delhi • Chennai
- 4 Experience Centres
Mumbai • Kolkata • Hyderabad • Chandigarh
- 2 Knowledge Centre
Mumbai • Guwahati

Our All India Presence

Get complete access to our wide range of educational solutions across our 900+ dealers and partners in India. Manufactured at our facilities in Vikhroli, Shirwal, Khalapur, Haridwar, and Bhagwanpur, all our products pass through multiple stringent quality checks before they reach you.

Awards & Recognitions



Brand Of The Year
Marksmen Daily
2023-2024



India's
Most Trusted Brand
TRA Research
Furniture Category
February 2022



India's
Most Desired Brand
TRA Research
Furniture Category
July 2021



Franchise India
Retail Brand of the Year
Speciality/Furniture
Retail Category
December 2022



India Design Mark
A recipient of 34 India
Design Mark Awards,
and counting.



Super Brand Award
Godrej Interio
received award at the
SuperBrands event
held in Delhi.



GreenCo Best
Practices Award
Godrej Interio
received award at
the 17th CII National
Energy Summit.



Energy-Efficient
Unit Award
Godrej Interio Vikhroli
Plant received award
at the 17th CII National
Energy Summit.



Energy-Efficient
Unit Award
Godrej Interio Shirwal
Plant received award
at the 17th CII National
Energy Summit.

Index

Classroom
(K12)

Desking
Page 17



Seating
Page 22



Storage
Page 37



Classroom
(Higher Education)

Desking-Seating
Page 42



Storage
Page 49



Index

Library

Desking
Page 53



Seating
Page 57



Modular Workstations
Page 82



Storage
Page 66



Labs

**K12, Higher Education,
Medical College**
Page 84



Seating
Page 98



Index

Training Room/
Computer Lab

Desking
Page 101



Modular Workstations
Page 107



Canteen/
Cafeteria

Desking
Page 109




Seating
Page 115



Infirmary/
Sick Room

Healthcare
Page 120



Index

Hostel

Desking
Page 123



Bed
Page 126



Storage
Page 129



Seating
Page 130



HOD Room

Desking
Page 135



Index

HOD Room

Seating
Page 140



Storage
Page 144



Principal/
Director Room

Desking
Page 151



Seating
Page 166



Staff Room

Storage
Page 173



Index

Staff Room

Seating
Page 174



Modular Workstations
Page 179



Admin Area

Desking
Page 185



Modular Workstations
Page 206



Index

Admin Area

Seating
Page 200



Storage
Page 194



Art and Music Room

Storage
Page 209



Seating
Page 210



Conference Room

Desking
Page 213



Seating
Page 219




Index

Lounge/
Counselling Room


Desking
Page 225



Storage
Page 226



Seating
Page 227



Auditorium

Seating
Page 238



Medical College

Healthcare
Page 243



Colour, Finishes
and Textures

Colour, Finishes
and Textures
Page 254

Classroom (K12)

Page 17
Desking

Page 22
Seating

Page 23
Storage

Aim Desk

Features

- The vibrant colours of this robust and sleek desk design with open shelves create a welcome feel to any classroom.
- Hard-wearing plastic caps with levellers provide a sturdy grip with the floor and make it easy to move the desk without damaging the floor surface.
- Multi-use hook on both sides for hanging belongings such as a backpack, cardigan, or water bottle.

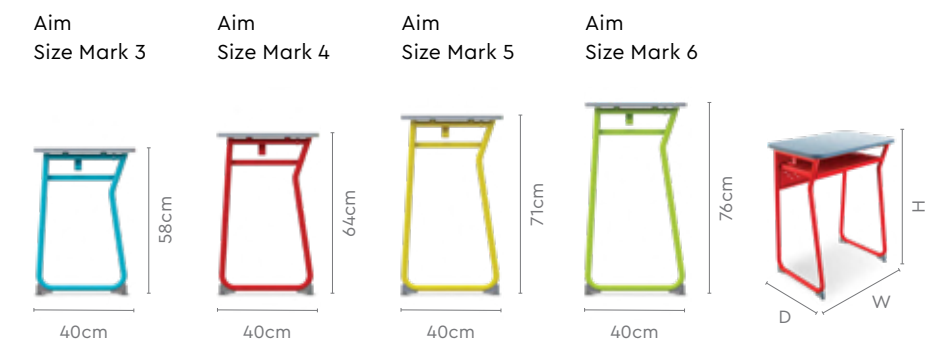


Colour & Material

LAMINATE & POWDER COAT



Measurements



All sizes in cm	Width	Depth	Height
Aim (SM3) – Single Seater	60.0	47.4	58.0
Aim (SM4) – Single Seater	60.0	49.3	64.0
Aim (SM5) – Single Seater	60.0	53.4	71.0
Aim (SM6) – Single Seater	60.0	56.5	76.0
Aim (SM3) – Double Seater	105.0	47.4	58.0
Aim (SM4) – Double Seater	105.0	49.3	64.0
Aim (SM5) – Double Seater	120.0	53.4	71.0
Aim (SM6) – Double Seater	120.0	56.5	76.0

Discover

Features

- Desk and chair seating, ergonomically designed in 4 sizes for classrooms 1st to 12th with single and double-seat options.
- The ledge stows books for easy access and modestly props books for hands-free reading. Ample space inside the desk and storage under seats keeps aisle space tidy and clutter-free.
- Brown and white laminates blend easily with any setting.
- With rounded, soft edges for safety, the chairs can be easily stacked on desks for easy floor cleaning.



Colour & Material

LAMINATE



Choco &
Tex Bond White

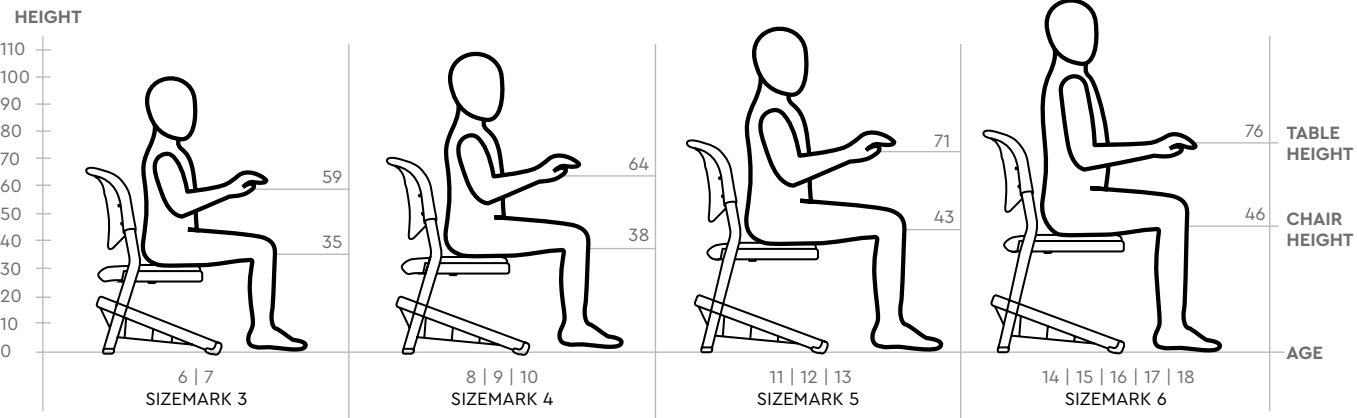
Measurements

All sizes in cm

	Width	Depth	Desk Height	Seat Height
Size Mark 3 – Desk (1 Seater)	60.0	59.5	59.0	-
Size Mark 3 – Chair	42.6	42.0	-	35.0
Size Mark 4 – Desk (1 Seater)	60.0	59.5	64.0	-
Size Mark 4 – Chair	42.6	42.0	-	38.0
Size Mark 5 – Desk (1 Seater)	60.0	59.5	71.0	-
Size Mark 5 – Chair	42.6	42.0	-	43.0
Size Mark 6 – Desk (1 Seater)	60.0	59.5	76.0	-
Size Mark 6 – Chair	42.6	42.0	-	46.0

Specifications Available in 4 sizemarks catering to ages 6 to 18 years.

All sizes in cm



Discover

Measurements

1 Seater

D1 – Basic (without Modesty & Gaslift)



D2 – With Gaslift (without Modesty)



D3 – With Modesty (without Gaslift)

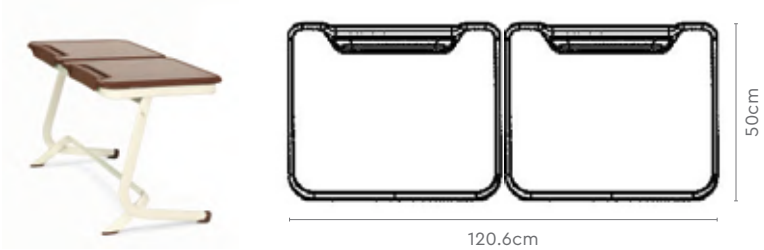


D4 – Fully Loaded (with Modesty and Gaslift)

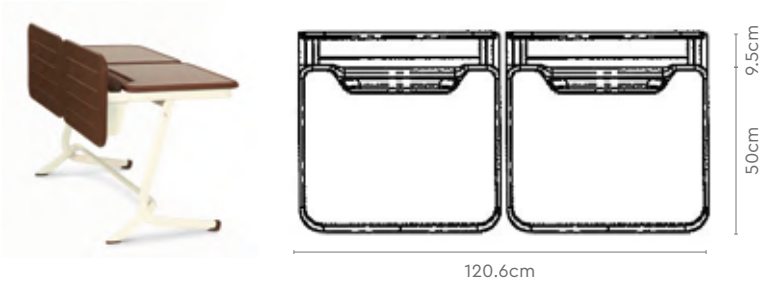


2 Seater

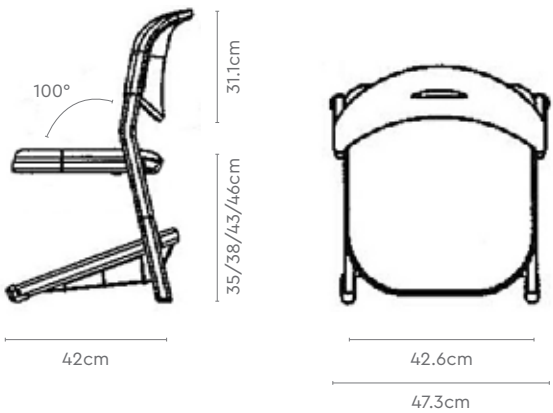
D1 – Basic (without Modesty & Gaslift)



D3 – With Modesty (without Gaslift)



Chair



Discover+ Chair

Features

- Discover Chairs come in playful colours adding vibrancy to the classroom and creating an inviting space for learning.
- 'SAFE' chair design with rounded and soft edges rests on a frame with levellers to provide more stability and comfort.
- Plastic caps keep the chair stable and enable noise-free movement.
- These stackable chairs are available in 4 sizes for students aged 6 to 17 years.
- Pair with the Aim Desk or Discover Desk.



Design Registered

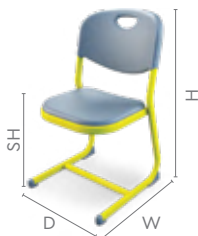


Colour & Material

PLASTIC & POWDER COAT



Measurements



All sizes in cm	Width	Depth	Height	Seat Height
Discover Plus (SM3)	47.3	47.4	72.2	35.1
Discover Plus (SM4)	47.3	49.3	76.1	37.9
Discover Plus (SM5)	47.3	53.4	82.1	43.0
Discover Plus (SM6)	47.3	56.5	86.0	45.9

Genii

Features

- Genii is a range of tough, but classy desks and benches that perfectly fit into the modern education system.
- Safety Comes First: Rounded edges ensure student's safety and the 95-degree incline in the back gives optimum comfort while sitting.
- Superior Material: Available in PLT and Compact Laminate (which is lipping-free, thus adding to the life of the product).
- Flexible Design: Distance-adjustable feature between seat and table helps to accommodate varied age groups.



Colour & Material

PLT

(Available in 1, 2 & 3 Seater)

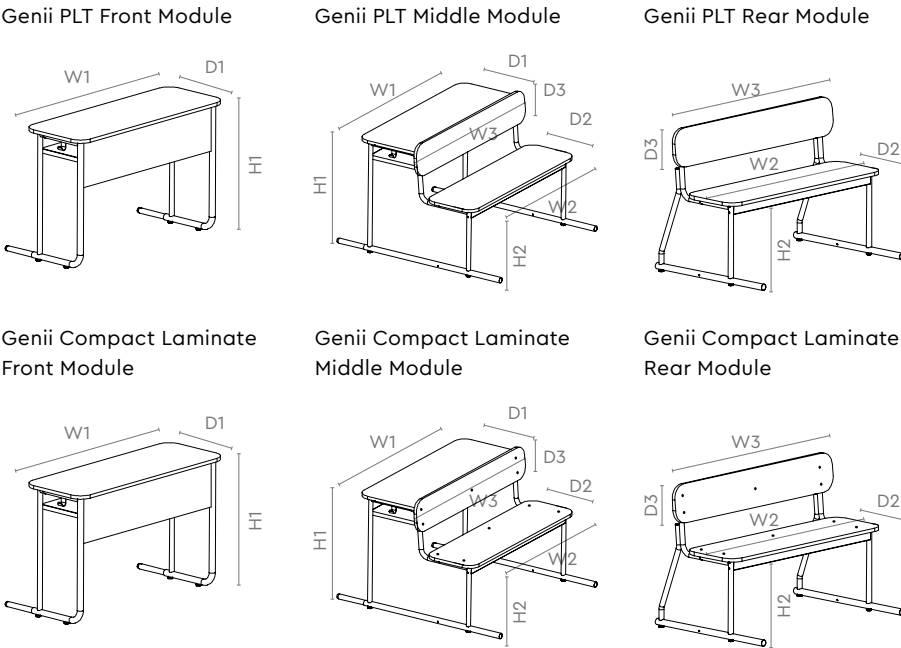


COMPACT LAMINATE

(Available in 1, 2 Seater)



Measurements



Sizes are confirming to IS 4837: 1990. For size verification, it is advised to call for a mockup.

Genii PLT

PLT Front Module (1 Seat / 2 Seat / 3 Seat)

All sizes in cm	Sizemark 2	Sizemark 3	Sizemark 4	Sizemark 5	Sizemark 6
Width 1	58.0/80.0/120.0	58.0/90.0/135.0	58.0/100.0/150.0	58.0/110.0/165.0	58.0/120.0/180.0
Depth 1	40.0	40.0	40.0	40.0	40.0
Height 1	53.7	58.7	64.7	70.7	75.7

PLT Middle Module (1 Seat / 2 Seat / 3 Seat)

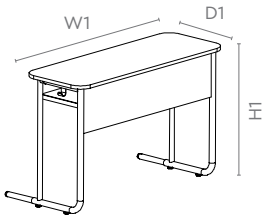
All sizes in cm	Sizemark 2	Sizemark 3	Sizemark 4	Sizemark 5	Sizemark 6
Width 1	58.0/80.0/120.0	58.0/90.0/135.0	58.0/100.0/150.0	58.0/110.0/165.0	58.0/120.0/180.0
Depth 1	40.0	40.0	40.0	40.0	40.0
Height 1	53.7	58.7	64.7	70.7	75.7

Width 2	58.0/80.0/120.0	58.0/90.0/135.0	58.0/100.0/150.0	58.0/110.0/165.0	58.0/120.0/180.0
Depth 2	33.0	33.0	33.0	33.0	33.0
Height 2	31.7	34.7	38.7	42.7	45.7
Depth 3	19.5	19.5	19.5	19.5	19.5
Width 3	62.0/84.0/124.0	62.0/94.0/139.0	62.0/104.0/154.0	62.0/114.0/169.0	62.0/124.0/184.0

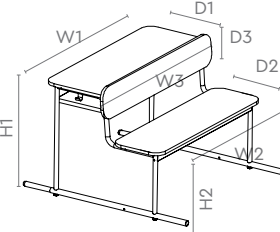
PLT Rear Module (1 Seat / 2 Seat / 3 Seat)

All sizes in cm	Sizemark 2	Sizemark 3	Sizemark 4	Sizemark 5	Sizemark 6
Width 2	58.0/80.0/120.0	58.0/90.0/135.0	58.0/100.0/150.0	58.0/110.0/165.0	58.0/120.0/180.0
Depth 2	33.0	33.0	33.0	33.0	33.0
Height 2	31.7	34.7	38.7	42.7	45.7
Width 3	62.0/84.0/124.0	62.0/94.0/139.0	62.0/104.0/154.0	62.0/114.0/169.0	62.0/124.0/184.0
Depth 3	19.5	19.5	19.5	19.5	19.5

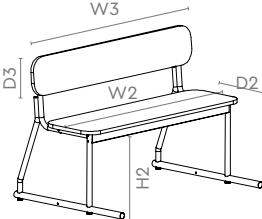
Genii PLT Front Module



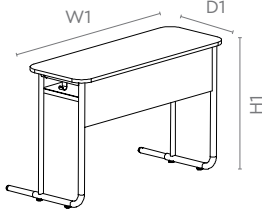
Genii PLT Middle Module



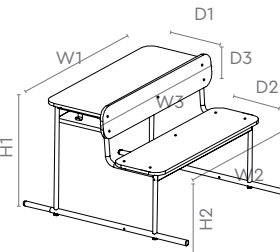
Genii PLT Rear Module



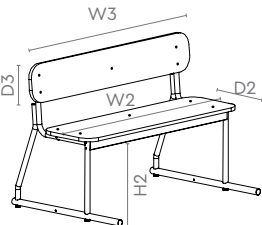
Genii Compact Laminate Front Module



Genii Compact Laminate Middle Module



Genii Compact Laminate Rear Module



Genii Compact Laminate

Compact Laminate Front Module (1 Seat / 2 Seat)

All sizes in cm	Sizemark 3	Sizemark 4	Sizemark 5
Width 1	58.0/90.0	58.0/100.0	58.0/110.0
Depth 1	40.0	40.0	40.0
Height 1	58.0	64.0	70.0

Compact Laminate Middle Module (1 Seat / 2 Seat)

All sizes in cm	Sizemark 3	Sizemark 4	Sizemark 5
Width 1	58.0/90.0	58.0/100.0	58.0/110.0
Depth 1	40.0	40.0	40.0
Height 1	58.0	64.0	70.0

Width 2	58.0/90.0	58.0/100.0	58.0/110.0
Depth 2	33.0	33.0	33.0
Height 2	34.0	38.0	42.0
Depth 3	19.5	19.5	19.5
Width 3	62.0/94.0	62.0/104.0	62.0/114.0

PLT Rear Module (1 Seat / 2 Seat / 3 Seat)

All sizes in cm	Sizemark 3	Sizemark 4	Sizemark 5
Width 2	58.0/90.0	58.0/100.0	58.0/110.0
Depth 2	33.0	33.0	33.0
Height 2	34.0	34.0	34.0
Width 3	62.0/94.0	62.0/104.0	62.0/114.0
Depth 3	19.5	19.5	19.5

Scholar

Features

- Scholar's two-seater model combines the elegance of wood with the strength of steel making it suitable for schools, colleges, and corporate training rooms.
- Ergonomic design provides long hours of comfortable seating minimising fatigue.
- Integrated table and chair ensure optimum space utilisation and organisation.
- Hook to hang bags and bottles, and a shelf to keep books and other necessities.
- Level adjusters are provided to compensate for unevenness in the floor.



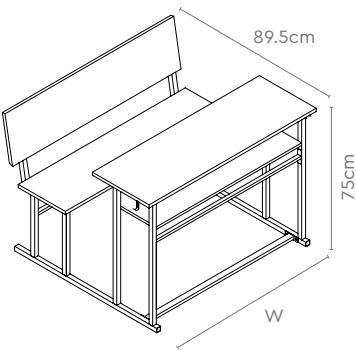
Colour & Material

LAMINATE & POWDER COAT



Measurements

Scholar



All sizes in cm	Width	Depth	Height
Variant 1	104.8	89.5	75.0
Variant 2	150.0	89.5	75.0
Variant 3	180.0	89.5	75.0

Merit

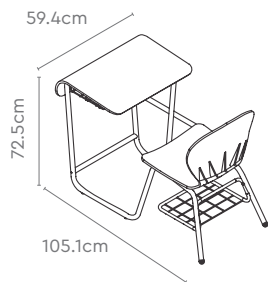


Features

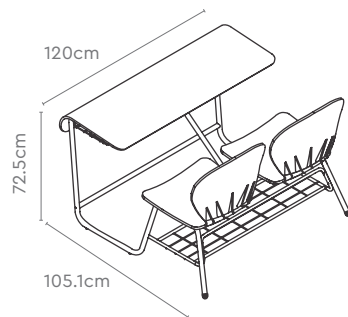
- Functionally and aesthetically superior with flexible seating position and ample room for mobility.
- Ergonomic design with uniquely contoured desk offers wrist support for better writing position.
- Integrated desk and bench ensure optimum floor utilisation.
- Ample space in between seats enables students to get individual space.
- Flexible Plastic Seat Shell ensures comfort during long sitting hours.

Measurements

Merit Single Seater




Merit Double Seater



Colour & Material

LAMINATE & POLYPROPYLENE



All sizes in cm	Width	Depth	Height
Merit Single Seater	59.4	105.1	72.5
Merit Double Seater	120.0	105.1	72.5

Flag

Features

- Creatively designed Activity Table that can be used for individual use or combined with other tables for group use.
- The geometric shape adds a fun element in classrooms, children's study, and activity rooms.
- Telescopic legs can be adjusted to four different heights. The front two legs have lightweight castors for easy movement.
- 'SAFE' design with rounded and soft edges with rugged powder coated surfaces to resist wearing off.



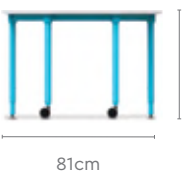
Colour & Material

LAMINATE & POWDER COAT



Measurements

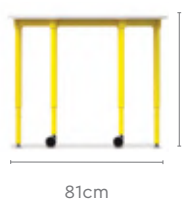
Flag (SM3)



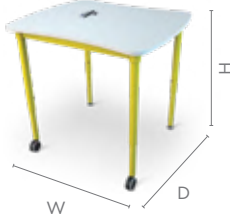
Flag (SM4)



Flag (SM5)



Flag (SM6)



All sizes in cm	Width	Depth	Height
Flag (SM3)	81.0	69.6	58.0
Flag (SM4)	81.0	69.6	64.0
Flag (SM5)	81.0	69.6	71.0
Flag (SM6)	81.0	69.6	76.0

Pie

Features

- The semi-circular design of Pie gives it an inviting feel and supports ME and WE work spaces for individual and group learning.
- Telescopic legs can be adjusted to four different heights. The front two legs have lightweight castors for easy movement.
- Minimal VOC emissions from powder-coated tables create healthier and safer education and play environments.



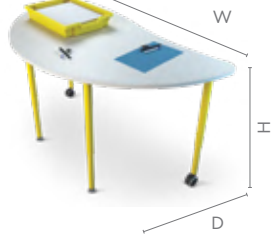
Colour & Material

LAMINATE & POWDER COAT



Measurements

Pie



All sizes in cm	Width	Depth	Height
Pie (SM3)	143.3	76.5	58.0
Pie (SM4)	143.3	76.5	64.0
Pie (SM5)	143.3	76.5	71.0
Pie (SM6)	143.3	76.5	76.0

Boomerang

Features

- The boomerang-shaped table transforms traditional student environments into inviting places that foster curiosity and innovation.
- Multiple tables with glide and castors can be rearranged for effective teaching and easy transition to group activities.
- Telescopic height-adjustable legs keep pace with the growth, ergonomic needs, and energy levels of students.

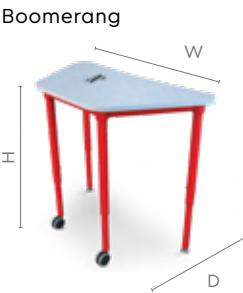


Colour & Material

LAMINATE & POWDER COAT



Measurements



All sizes in cm	Width	Depth	Height
Boomerang (SM3)	87.0	45.0	58.0
Boomerang (SM4)	87.0	45.0	64.0
Boomerang (SM5)	87.0	45.0	71.0
Boomerang (SM6)	87.0	45.0	76.0

Hex

Features

- The honeycomb-shaped table can create a flexible environment for study or play.
- Pair it with the Boomerang Table to create a central hub for greater collaboration.
- Equipped with lockable castors. Rounded corners make it safe for everyday activities.

Colour & Material

LAMINATE & POWDER COAT



Measurements

All sizes in cm	Width	Depth	Height
Hex (SM3)	83.4	75.0	58.3
Hex (SM4)	83.4	75.0	64.3
Hex (SM5)	83.4	75.0	71.3
Hex (SM6)	83.4	75.0	76.3

Move Up ERU

Features

- The Sit and Stand desk is an innovative wellness creation designed to avoid static work postures. The Move Up ERU encourages users to actively change work positions throughout the workday for better health and offers greater team collaboration.
- Easily change the height as per individual comfort with the dual hand actuators located on both ends.

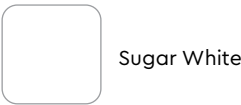
Colour & Material

LAMINATE
WORKTOP



POWDER COAT

METAL UNDERSTRUCTURE



Measurements

All sizes in cm	Width	Depth	Height
Move Up ERU	95.0	55.2	68.0 – 106.0



Fold



Features

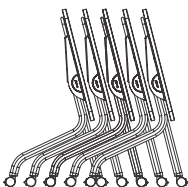
- Transform classroom or corporate space in minutes for group activities with the revolutionary Fold design.
- When in use, the tables can be easily moved around on smooth, lockable castors to rearrange into a variety of layouts.
- When more floor space is required, tables can be easily folded and stacked away in a small area.
- Highly versatile in design, Fold is the perfect solution for multipurpose spaces.
- Rounded edges make it safe for students.

Measurements

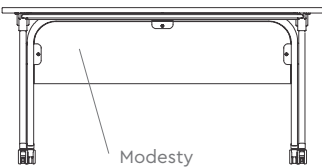
Fold Quarter View



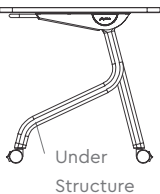
Fold Side View (Folded and stacked)



Fold Rear View



Fold Side View



Colour & Material

LAMINATE & POWDER COAT



Highland Pine & Tex Bond White



Frosty White & Snowbell Grey



Siam Teak & Pebble Stone

All sizes in cm	Width	Depth	Height
Fold Option 1	150.0	75.0	73.0
Fold Option 2	120.0	60.0	73.0

Vision Trolley

Features

- The Vision Trolley meets the needs of today's teaching and learning environments that require the use of projectors and laptops.
- The storage unit has a hinged door and locker for securing expensive electronic equipment.
- Dual platforms make it easy to switch between standing and sitting teaching modes.
- Castors increase mobility for transporting from one classroom to another.
- Pair it with the Boomerang Desk to create extra desk space.



Colour & Material

LAMINATE



Pebble Stone



Cloud Grey

Measurements

Vision Trolley



Pair with

Boomerang Desk

→ Pg 28



All sizes in cm	Width	Depth	Height
Vision Trolley	54.5	84.8	102.0

Shine Junior

Features

- Training spaces call for quick layout resets. Shine Junior fits the bill with a lightweight design that's easy to move around and stack away. Ergonomic design makes this chair ideal for long learning sessions.
- Ideal for training rooms.



Colour & Material

PLASTIC

SEAT



POWDER COAT

FRAME



Measurements

Shine Junior



Front View



Quarter View



Back View



All sizes in cm	Width	Depth	Height	Seat Height
Shine Junior	44.0	53.5	81.5	46.0

Scintilla

With and without Armrest

Features

- The Scintilla's unique back-tilt feature allows for an upright as well as relaxed angle.
- Its body-hugging contours comfortably support your back, thus reducing pressure on the intervertebral discs.
- The scratch-resistant Flip-up desklet with a bean-shaped inner curve makes the chair comfortable for different body types.
- Scratch-resistant broad armrest ensures proper comfort to arms during long sitting hours.
- Comes with an adjustable anti-slide footing for added comfort.



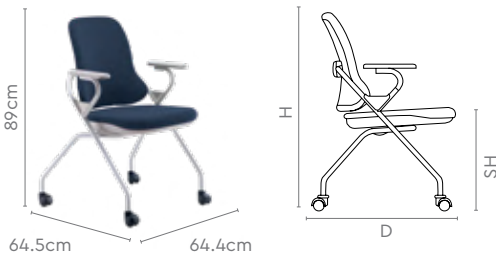
Colour & Material

KNITTED FABRIC SEATING

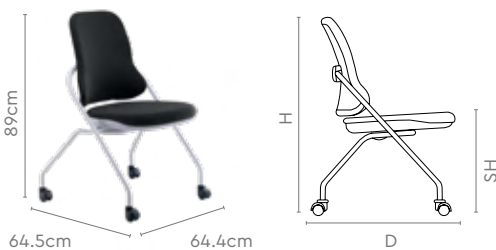


Measurements

Scintilla with Arms



Scintilla without Arms



All sizes in cm	Width	Depth	Height	Seat Height
Scintilla with Arms	64.4	64.5	89.0	47.5
Scintilla without Arms	64.4	64.5	89.0	47.5

Scintilla Desklet

Features

- The Scintilla's unique back-tilt feature allows for an upright as well as relaxed angle.
- Its body-hugging contours comfortably support your back, thus reducing pressure on the intervertebral discs.
- The scratch-resistant Flip-up desklet with a bean-shaped inner curve makes the chair comfortable for different body types.
- Scratch-resistant broad armrest ensures proper comfort to arms during long sitting hours.
- Tip-up seat ensures horizontal stackability, thereby optimising your space.



Design Registered

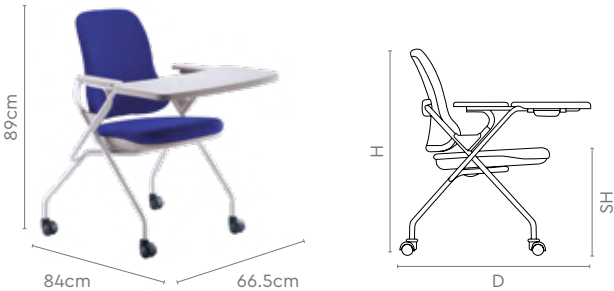


Colour & Material

KNITTED FABRIC SEATING

- Black Ink
- Prussian Blue
- Royal Blue
- Saddle Brown
- Earth Stone
- Milan Red

Measurements



All sizes in cm	Width	Depth	Height	Seat Height
Scintilla with Desklet	66.5	84.0	89.0	47.5

Unwind

With Desklet

Features

- This light and portable chair is easy to move around, and can be stacked one atop another to save space.
- Comes with a wide seat that can easily accommodate a cushion for additional comfort.
- The Unwind's flat surfaces make it easy to clean and maintain.
- Comes with a non-lipped desklet that slides forward and backward to accommodate different users.
- You will not face any peel-off issues as the poly-propylene edging is injection-moulded in situ along with the desklet.



Design Registered

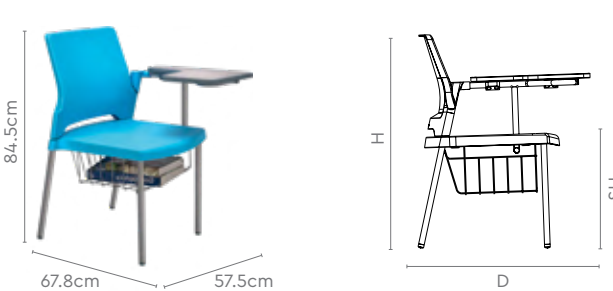


Colour & Material

UNWIND RANGE

- Aqua Blue
- Orchid White
- Marigold Yellow
- Raspberry Red

Measurements



All sizes in cm	Width	Depth	Height	Seat Height
Unwind with Desklet	57.5	67.8	84.5	45.0

Pigeon Hole

Features

- This classic storage solution helps you compartmentalise your mails, couriers, parcels etc.
- Useful to organise mailrooms of schools, offices, corporates and government institutions.



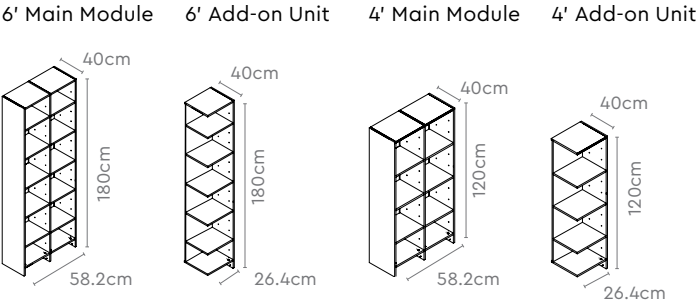
Colour & Material

LAMINATE



Kitami Elm

Measurements



All sizes in cm	Width	Depth	Height
6 Feet Main	58.2	40.0	180.0
6 Feet Add-on	26.4	40.0	180.0
Internal Dimensions of 1 Compartment (6 Feet)	26.4	40.0	27.0
4 Feet Main	58.2	40.0	120.0
4 Feet Add-on	26.4	40.0	120.0
Internal Dimensions of 1 Compartment (4 Feet)	26.4	40.0	27.0

Burrow Cubby

Features

- The Burrow Cubby is designed keeping ergonomic height and space division in mind.
- Transparent name tag holder creates designated storage space for every student.
- Dual height colour-coded trays can be used in versatile ways and fit neatly in cubbies to create a clutter-free environment.
- Raised height design makes it easy to maintain floor hygiene.



Colour & Material

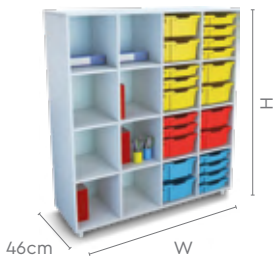
LAMINATE



Frosty White

Measurements

Burrow Cubby (4*4)



All sizes in cm	Width	Depth	Height
Burrow Cubby (3*2)	69.8	46.0	118.8
Burrow Cubby (4*2)	69.8	46.0	155.6
Burrow Cubby (3*4)	137.8	46.0	118.8
Burrow Cubby (4*4)	137.8	46.0	155.6

Amigo Mobile Caddy

Features

- Create personalised storage space for every student with the Amigo Mobile Caddy.
- Dual height colour-coded trays meet compartmentalised storage needs.
- Open cubbies create handy storage space for books and art supplies.
- Lockable castors create smooth and easy movement across any floor surface.
- Stow the caddy against the wall or move it easily to desired location using the handlebars on either end of the tabletop.



Colour & Material

LAMINATE



Frosty White

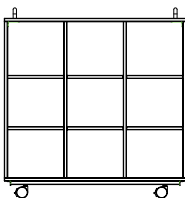

Measurements

Amigo Mobile Caddy

Front view

Side view

Top view



All sizes in cm	Width	Depth	Height
Amigo Mobile Caddy	103.8	45.0	108.7

Classroom (Higher Education)

Page 42

Desking-Seating

Page 49

Storage

Namaste



Design Registered

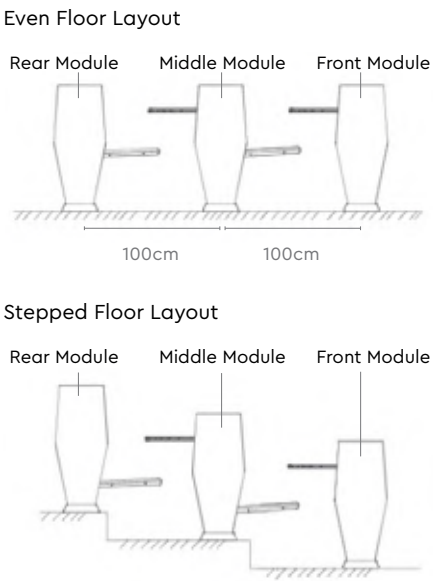
Features

- Namaste, an innovative lecture theatre furniture, welcomes the transition from classical systems of education to collaborative ways of learning with the use of technology.
- Easy plug and play feature built into the product enables use of electronic gadgets that facilitate learning and discussion.
- When not in use, the desks and seats fold in creating aisle space and facilitating easy cleaning.
- Height-adjustable middle module front supports can adapt to varying step heights.

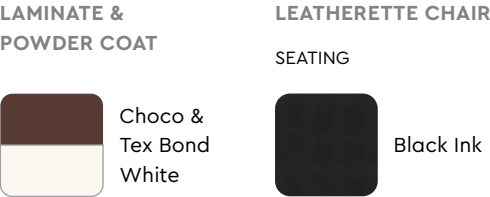
Configurations



Floor Plans

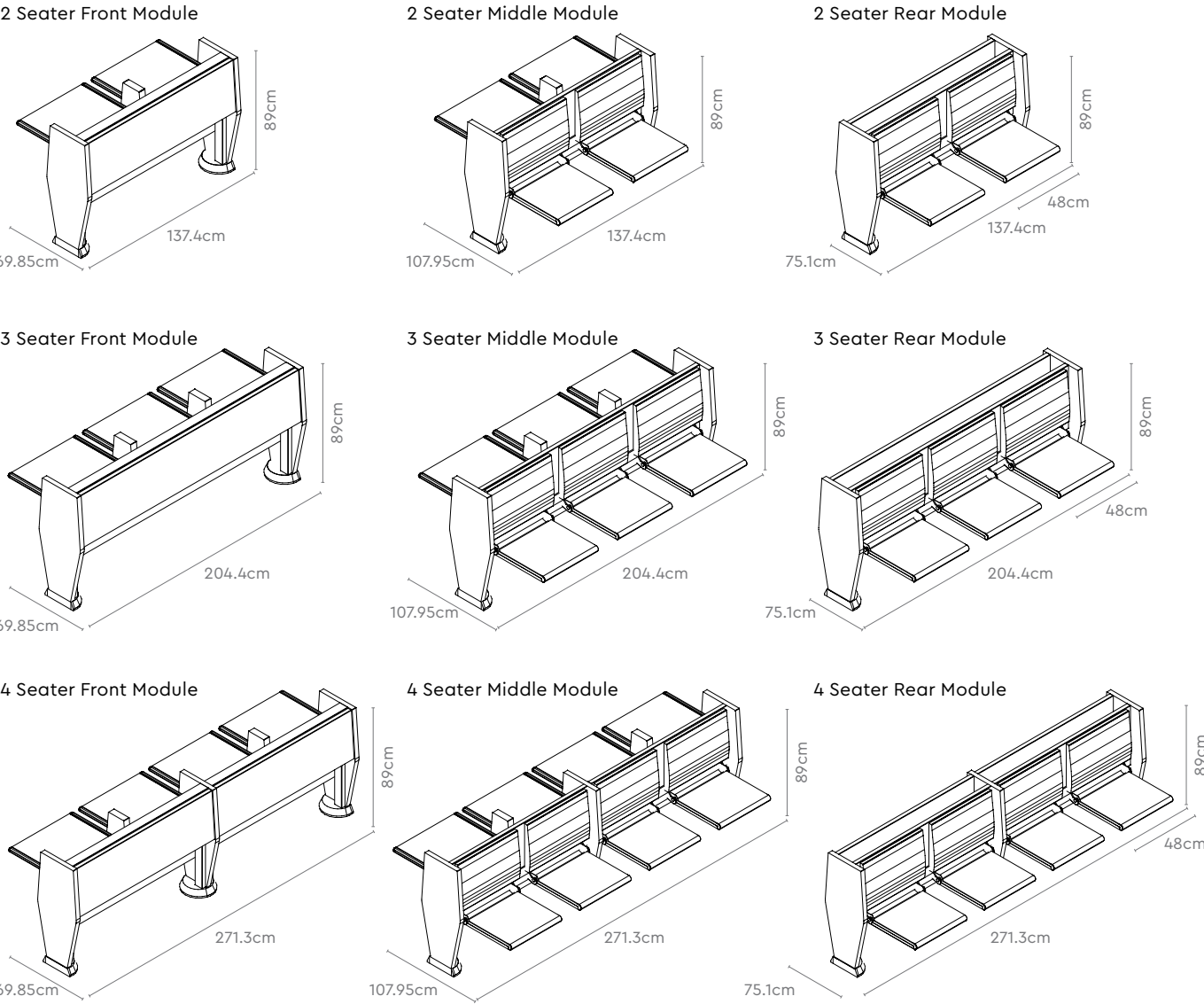


Colour & Material



Namaste

Measurements



All sizes in cm	Width	Seat Width	Depth	Height	Seat Height	Desk Height
Namaste 2-Seater Front	137.4	48.0	69.85	89.0	45.7	72.6
Namaste 2-Seater Middle	137.4	48.0	107.95	89.0	45.7	72.6
Namaste 2-Seater Rear	137.4	48.0	75.1	89.0	45.7	72.6
Namaste 3-Seater Front	204.4	48.0	69.85	89.0	45.7	72.6
Namaste 3-Seater Middle	204.4	48.0	107.95	89.0	45.7	72.6
Namaste 3-Seater Rear	204.4	48.0	75.1	89.0	45.7	72.6
Namaste 4-Seater Front	271.3	48.0	69.85	89.0	45.7	72.6
Namaste 4-Seater Middle	271.3	48.0	107.95	89.0	45.7	72.6
Namaste 4-Seater Rear	271.3	48.0	75.1	89.0	45.7	72.6


Namaste II



Features

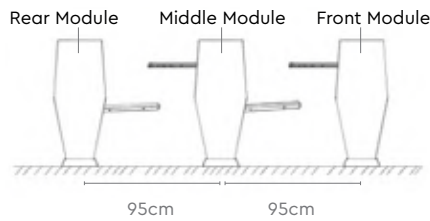
- Designed for lecture theatres and training rooms, Namaste II welcomes today's innovative and interactive ways of learning.
- Just like our hands join together to form "namaste", the desks and chairs fold together with an easy operation to create an aisle room when not in use.
- Easy plug and play feature built into the product enables use of electronic gadgets that facilitate learning and group discussion.

Configurations

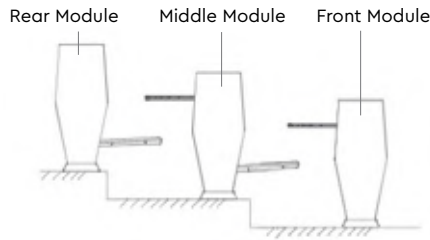


Floor Plans

Even Floor Layout




Stepped Floor Layout




Colour & Material

MEMBRANE & POWDER COAT



Noce Versailles & Tex Bond White



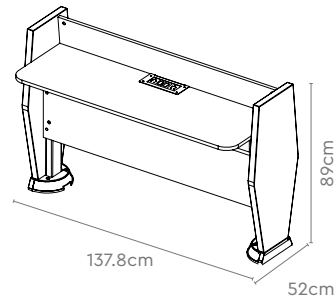
Black

LEATHERETTE CHAIR SEATING

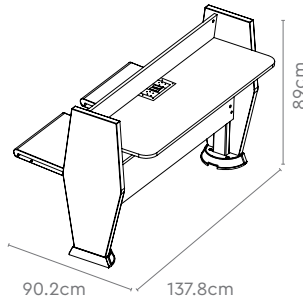
Namaste II

Measurements

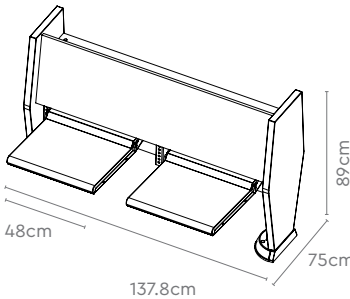
2 Seater Front Module



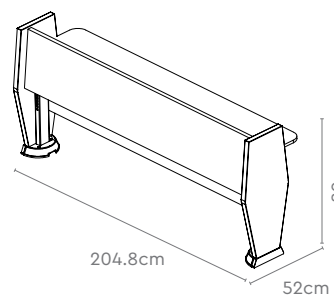
2 Seater Middle Module



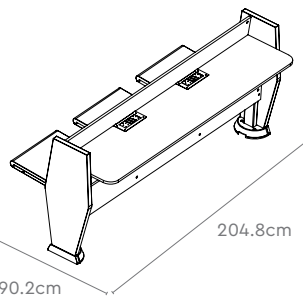
2 Seater Rear Module



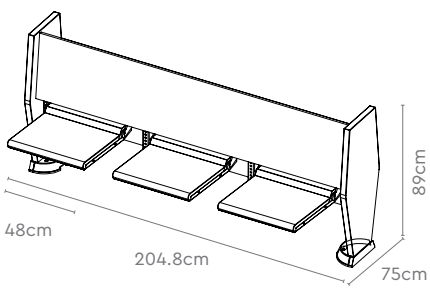
3 Seater Front Module



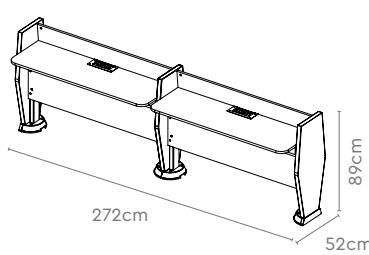
3 Seater Middle Module



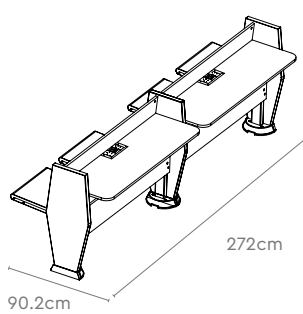
3 Seater Rear Module



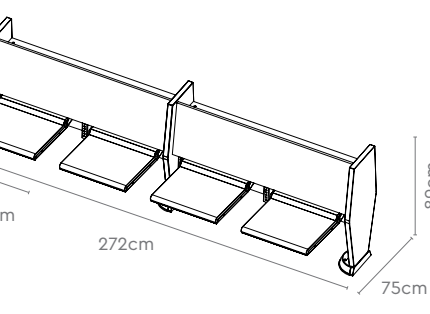
4 Seater Front Module



4 Seater Middle Module



4 Seater Rear Module



All sizes in cm	Width	Seat Width	Depth	Height	Seat Height	Desk Height
Namaste II 2-Seater Front	137.8	48.0	52.0	89.0	45.7	72.6
Namaste II 2-Seater Middle	137.8	48.0	90.2	89.0	45.7	72.6
Namaste II 2-Seater Rear	137.8	48.0	75.0	89.0	45.7	72.6
Namaste II 3-Seater Front	204.8	48.0	52.0	89.0	45.7	72.6
Namaste II 3-Seater Middle	204.8	48.0	90.2	89.0	45.7	72.6
Namaste II 3-Seater Rear	204.8	48.0	75.0	89.0	45.7	72.6
Namaste II 4-Seater Front	272.0	48.0	52.0	89.0	45.7	72.6
Namaste II 4-Seater Middle	272.0	48.0	90.2	89.0	45.7	72.6
Namaste II 4-Seater Rear	272.0	48.0	75.0	89.0	45.7	72.6

Enlighten

Features

- Enlighten is a versatile lecture hall seating solution, designed to deal with the complex requirements of today's educational setup.
- Modular floor mounted design works on level floors as well as stepped flooring.
- Swivel seat allows users to ingress and egress effortlessly without disturbing fellow colleagues.
- Chairs in a double-walled plastic seat and back with an elegant-moulded profile that is sleek yet very strong.
- Hooks on modesty panels for bags and belongings promote a clutter-free environment.



Design Registered



Colour & Material

LAMINATE & POWDER COAT

DESKING



Choco &
Tex Bond White

LEATHERETTE CHAIR

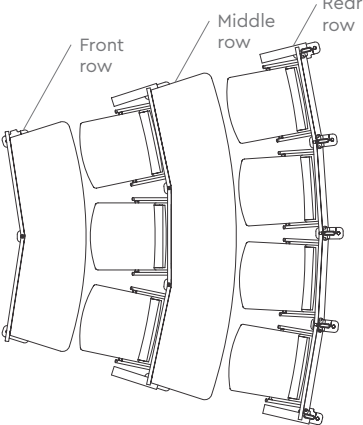
SEATING



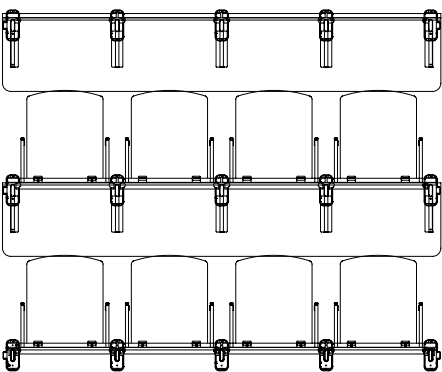
Black

Seating Plan

Angular Seating Plan

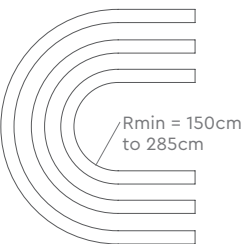


Straight Forward-facing Arrangement

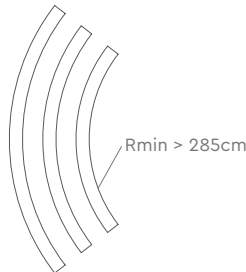


Layout

U Layout



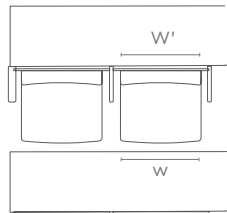
Curved Layout



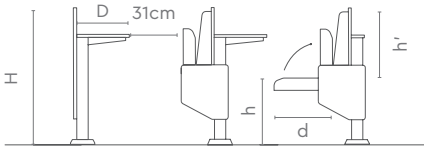
Enlighten

Normal Layout

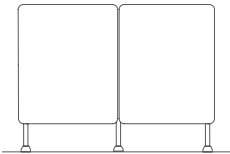
Top View



Side View



Front View



All sizes in cm

Desk (Normal Layout) – D, H

Width

Depth

Height

-

40.0 / 45.0

73.0 AVG

Seat (Normal Layout) – w, d, h

45.0

42.0

45.0

Backrest (Normal Layout) – w', h'

45.0

-

43.0

All sizes in cm

Curved Layout

U Layout

Min Arc Radius

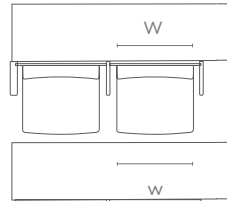
285.0

150.0

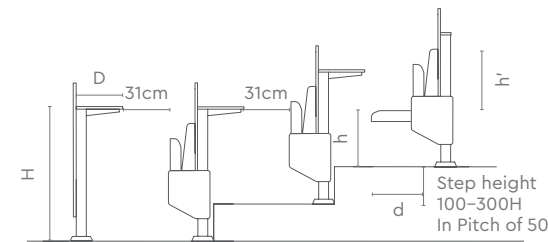
Electrical offering only with 45cm depth desk panel

Step Layout

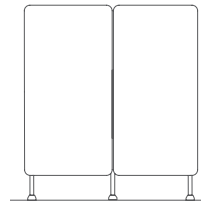
Top View



Side View



Front View



All sizes in cm

Desk (Step Layout) – D, H

Width

Depth

Height

-

40.0/45.0

73.0 – 103.0

Seat (Step Layout) – w, d, h

45.0

42.0

45.0

Backrest (Step Layout) – w', h'

45.0

-

43.0

Enlighten Activ

Features

- The Enlighten Activ lecture room furniture meets the demands of interactive, collaborative, and technology-connected learning.
- The ergonomic design with height-adjustable seating ensures users maintain a correct posture while learning.
- Flexibility: Maximum space utility with configurable layouts in straight, angular, and U-shaped on flat or sloped floors.
- Built-in wire setup with no messy exposure of wiring makes it a clutter-free environment.
- Floor mounted construction offers under-the-seat floor clearance.



Design Registered



Colour & Material

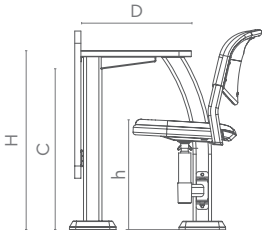
LAMINATE & POWDER COAT & HIGH DENSITY POLYETHYLENE



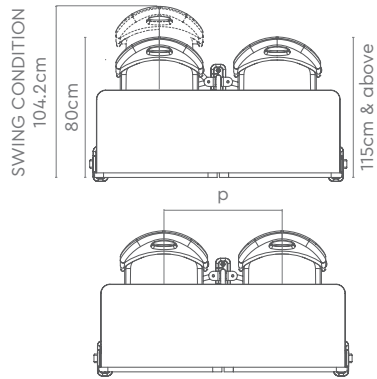
Choco &
Tex Bond White

Measurements

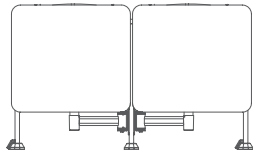
Side View



Top View



Front View



Swing Condition



All sizes in cm	Desk Height (H)	Desk Depth (D)	Seat Height (h) below Desk (C)	Clear Height below Desk (C)	Pitch (p)
Straight / Curved Layout	73.0 AVG	42.5	Min 46 – Max 53	65.5	64.5

Gain Pro Storage Unit

Features

- Gain Pro Storage optimises floor space, improves workflow, and enriches productivity.
- No matter the size of the room, every available space, from floor to ceiling and wall to wall, is aptly utilised to meet your storage requirements.
- Can be paired with any of our secure locking systems, be it Cam, Digital or Numeric locks, now with a three-point locking mechanism.
- Also available in metal and glass combination door units for displaying awards, books, collectables and mementoes.



Design Registered



Colour & Material

POWDER COAT



Sugar White



Gargoyle


LAMINATE



Riviera Oak

Measurements

Hinge Door (Metal)

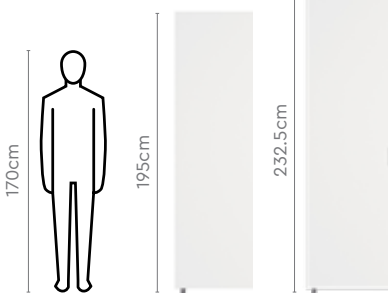


Hinge Door (Wood)



45 and 60 wide units are available as add-ons ONLY.
90 and 120 wide units are available as standalone, main and add-ons.

Proportion



All sizes in cm	Width	Depth	Height
Hinge Door (Metal) – Add on Unit	45.0/60.0	45.0	195.0
Hinge Door (Wood) – Standalone	90.0/120.0	45.0	195.0
Hinge Door (Wood) – Main Unit	90.0/120.0	45.0	195.0/232.5
Hinge Door (Wood) – Add on Unit	90.0/120.0	45.0	195.0/232.5

Gain Pro Locker Unit



Design Registered

Features

- Gain Pro lockers make optimum use of the floor space.
- It can substitute dedicated individual pedestals at each workstation. Frees up floor space substantially.
- Each locker shelf comes with a load-bearing capacity of up to 20 kgs, making it more than enough for everyday office storage needs.
- Ideal for keeping personal belongings, packages, mail, etc. Organised and secure. Also available with envelope slots.

Measurements

2 Doors without envelope slot



4 Doors without envelope slot



6 Doors without envelope slot



2 Doors with envelope slot



4 Doors with envelope slot



6 Doors with envelope slot



Gain Pro Locker Unit

Colour & Material

METAL

COMPLETE UNIT



Sugar White



Gargoyle

UNIT CLUSTER



Banana Yellow



Cloud Grey



Warm Grey



Sugar White (Body)

Measurements

2 Door Unit Cluster



4 Door Unit Cluster



6 Door Unit Cluster



All sizes in cm	Width	Depth	Height
Locker	45.0	45.0	195.0
2 Door Unit Cluster	270.0	45.0	195.0
4 Door Unit Cluster	270.0	45.0	195.0
6 Door Unit Cluster	270.0	45.0	195.0

Wooden PLU

Features

- These Wooden lockers have been specially designed for offices with open floor plans.
- Its aesthetic design is versatile enough to sit anywhere in your workplace.
- Comes in diverse locking systems, from traditional key-based locking systems to more advanced keyless solutions, all the while providing easy access as well as high security.
- Equipped with a name plate to help you identify your personal locker easily.



Colour & Material

LAMINATE



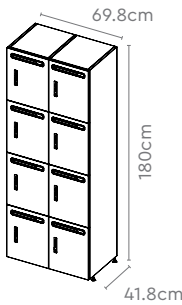
Thansau Maple



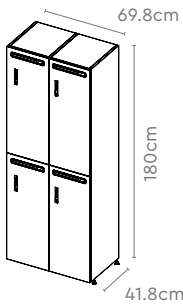
Frosty White

Measurements

8 Door
Main Module



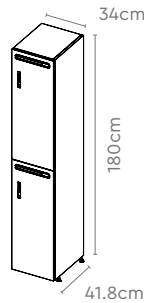
4 Door
Main Module



4 Door
Add On Module



2 Door
Add On Module



Types of locks provided – 1. CAM lock / 2. Digital Lock / 3. Numeric Lock

All sizes in cm	Width	Depth	Height
Main Unit	69.8	41.8	180.0
Add On Unit	34.0	41.8	180.0

Library

Page 53
Desking

Page 66
Seating

Page 57
Storage

Page 82
Modular
Workstations

Topo Range

Topo Circle



Topo Recta



Topo Square



Topo Bite



Topo Facet



Design Registered

Features

- The Topo Range of tables come with a Corian finish in basic geometric shapes.
- Its colour combinations make this range an attractive addition to social spaces.
- Understructure is made of ERW Tube with 40-60 micron powder coating.

Measurements

All sizes in cm	Width	Depth	Height	DIA
Topo Circle	-	-	70.0	90.0
Topo Hi Circle	-	-	102.0	90.0
Topo Facet	90.0	90.0	71.2	-
Topo Square	90.0	90.0	72.0	-
Topo Hi Facet/ Hi Square	90.0	90.0	102.0	-
Topo Bite	90.0	83.2	72.0	-
Topo Hi Bite	90.0	83.2	102.0	-
Topo Recta	90.0	120.0	72.0	-

Colour & Material

POWDER COAT



Insight

Features

- Sturdy, multi-purpose desk ideal for application areas like libraries, staff reading rooms, and discussion areas.
- Simple and functional design with a wooden tabletop and MS powder-coated understructure is built for long-lasting use.
- Choice of subtle contrasting shades make it easy to blend with any interiors.
- Rounded edges add a warm appeal and minimise the risk of injury.
- Available in four-, six- and eight-seater configurations.




Design Registered

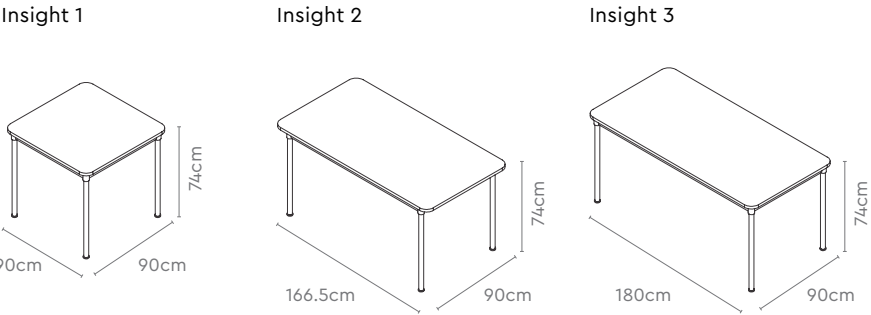


Colour & Material

LAMINATE & POWDER COAT



Measurements



All sizes in cm	Width	Depth	Height
Insight 1	90.0	90.0	74.0
Insight 2	166.5	90.0	74.0
Insight 3	180.0	90.0	74.0

Assert Range

Features

- The Assert Range's versatile design is ideal for both formal and informal settings.
- Made from FSC-certified teak wood, finished with clear matt PU lacquer coating.
- Strong lightweight materials used for durability with the benefit of easy mobility.
- The bench seats are leatherette upholstered, making it long-lasting and easy to maintain.
- Available in vibrant colours that brighten up any workplace.

Assert Table



Design Registered

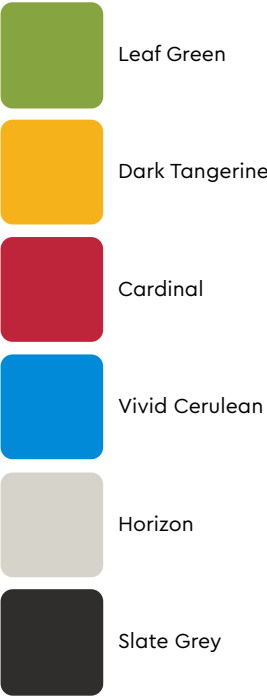
Colour & Material

TABLE



LEATHERETTE SOFA

BENCH



Assert Bench



Design Registered

Measurements

All sizes in cm	Width	Depth	Height
Assert Table	135.0	135.0	75.0
Assert Bench	120.0	45.0	47.0

Modesk

Features

- Modesk is a little desk which is portable, stackable, and an optimum size for individual work.
- Its designed to provide suitable solutions for constrained spaces where it can stack in one small corner of the room or an aisle space.
- Use of neutral whites and clean finishes makes it blend with most spaces that one would like to convert to a brief working zone.



Design Registered

Colour & Material

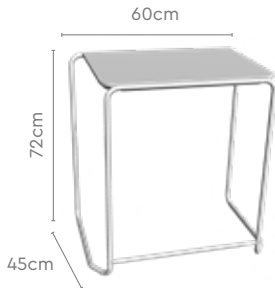
MODESK



White

Measurements


Modesk




Top View



Front View



Side View



All sizes in cm

	Width	Depth	Height
Modesk	60.0	45.0	72.0

Bookcase

Features


- Each door is designed with a scissor mechanism for smooth and parallel movement of doors.
- The minimalistic design features a robust construction due to its CRCA steel frame while the cam lock keeps the contents secure and safe.
- The transparent glass exterior allows individuals to read the titles of the book without having to open the structure.



Colour & Material

LAMINATE & POWDER COAT


LAMINATE TOP



Kitami Elm & Tex Bond White




Greystone Light & Prince Grey



Cloud Grey

POWDER COAT


METAL TOP



Tex Bond White



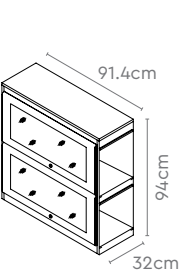
Prince Grey



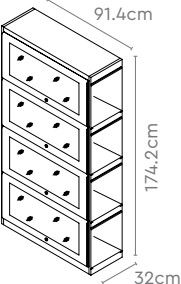
Cloud Grey

Measurements

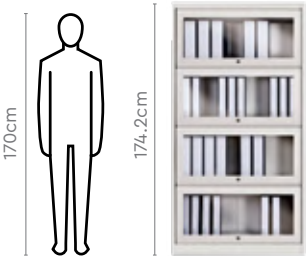
2 Door Book Case (Laminate Top)



4 Door Book Case (Metal Top)



Proportion



All sizes in cm

	Width	Depth	Height
2 Door Bookcase with Laminate Top	91.4	32.0	94.0
4 Door Bookcase	91.4	32.0	174.2

Radiance



Features

- The Radiance bookshelf is a perfect fit for modern-day libraries, clutter-free break rooms, and savvy media centres.
- It offers a better uniformly distributed load holding capacity per shelf.
- Accessories like the roll-out tray, book separators and name tags provide an enhanced document management experience.
- Its sleek aesthetics complement large and cosy spaces with equal ease and grace.
- Comes with a roll-out tray for better browsing experience.

Measurements


Wall-sided Unit SR1



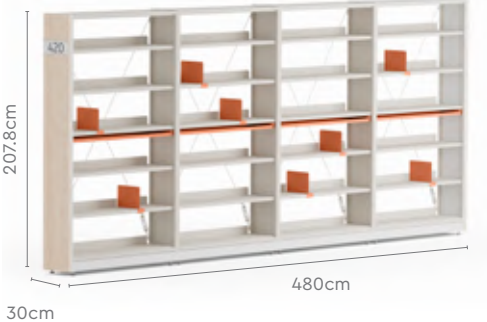
Wall-sided Unit SR2



Wall-sided Unit SR3



Wall-sided Unit SR4



Radiance

Colour & Material

LAMINATE



Siam Teak



Palau Teak

METAL




Sugar White

Measurements

Wall-sided Unit DR1




Wall-sided Unit DR3



Wall-sided Unit DR2



Wall-sided Unit DR4



All sizes in cm	Width	Depth	Height
Wall-sided Unit SR1	120.0	30.0	207.8
Wall-sided Unit SR2	240.0	30.0	207.8
Wall-sided Unit SR3	360.0	30.0	207.8
Wall-sided Unit SR4	480.0	30.0	207.8
Double-sided Unit DR1	120.0	60.0	207.8
Double-sided Unit DR2	240.0	60.0	207.8
Double-sided Unit DR3	360.0	60.0	207.8
Double-sided Unit DR4	480.0	60.0	207.8

Periodical Display Rack

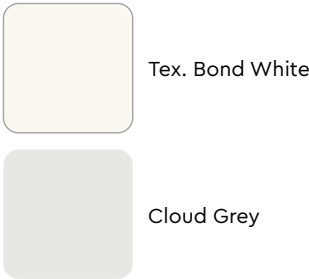
Features

- The Periodical Display Rack is available in Main and Add-on units, with five compartments per unit.
- Each compartment is provided with a pivoted and inclined retractable tray for better display aesthetics.
- The compartment behind the tray can be used as an additional storage space.
- The units are made from prime quality CRCA Steel, complete with anti-rust treatment.
- Comes with PLB side panels for a long life and an uberstylish appearance.

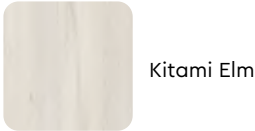


Colour & Material

POWDER COAT

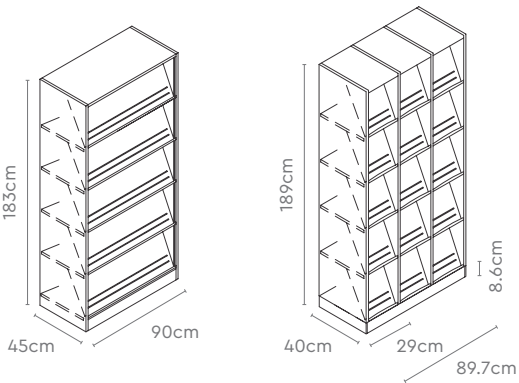


LAMINATE



Measurements

All Steel PDR Wood and Steel PDR



All sizes in cm	Width	Depth	Height
All Steel PDR	90.0	45.0	183.0
Wood and Steel PDR	29/31.3	40.0	189.0

VSDU 8

Features

- VSDU are versatile, long-lasting, and trouble-free storage units which serve multiple functions of aisle/personal storage as well as partitioning.
- Frame type construction for rigidity.
- Top hanging sliding door to prevent derailment.
- Plastic roller with steel ball bearing for smooth movement of door and less noise.
- Adjustable shelves for flexibility in storage.
- Easy to adjust levellers to match flooring.
- Snap on aesthetically appealing die cast lock for safe locking.



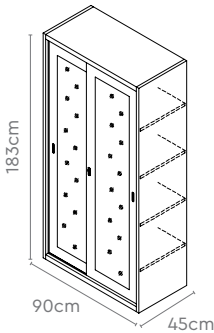
Colour & Material

POWDER COAT



Measurements

VSDU 8



All sizes in cm	Width	Depth	Height
VSDU 8 (Glassdoor) (4 Full Shelves)	90.0	45.0	183.0

*Height excluding top and 10mm levelers.

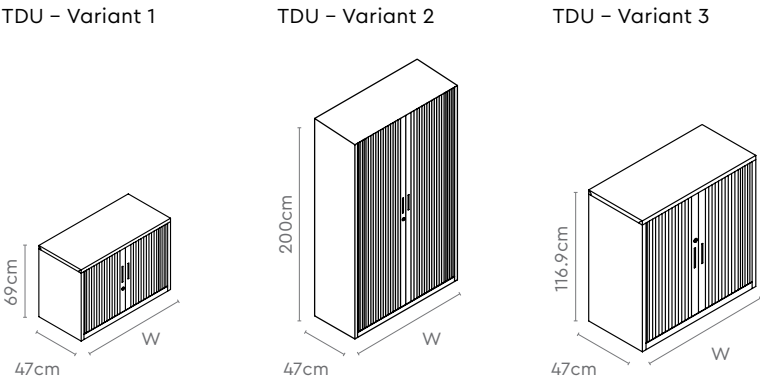
Tambour Door Unit



Features

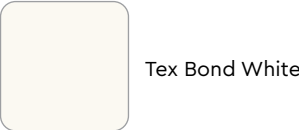
- Tambour's doors roll inwards, preventing blockage of space while in use.
- Adds to the aesthetics of your space, thanks to its translucent double shutters.
- Comes with central locking for optimal security.
- Can be paired with a wide range of accessories as per your needs.

Measurements



Colour & Material

POWDER COAT



Tex Bond White

All sizes in cm	Width	Depth	Height
TDU - Variant 1	75.0	47.0	69.0/116.9
TDU - Variant 2	90.0	47.0	69.0/116.9/200.0
TDU - Variant 3	120.0	47.0	69.0/116.9/200.0

Glass Door Storwel

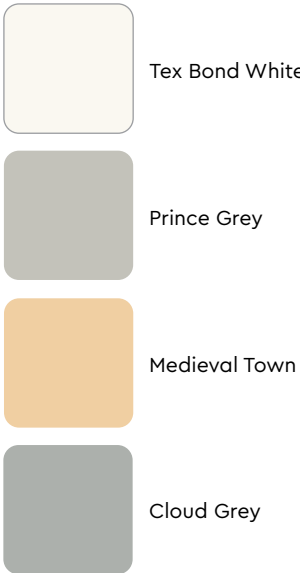
Features

- The Glass Door Storwel provides safe and convenient storage of books, administrative files, stationery etc.
- Comes with four adjustable shelves that can store just about anything, and with a three-way bolting device, and six-lever lock for maximum security.
- The glass door makes it aesthetically appealing, while also helping you identify the contents inside faster.



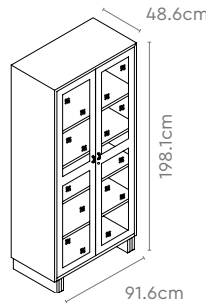
Colour & Material

POWDER COAT



Measurements

Glass Door Storwel



All sizes in cm	Width	Depth	Height
Glass Door Storwel	91.6	48.6	198.1

Gain Pro Display Unit

Features

- This display unit has an extensive storage capacity for books, records, files, etc.
- Its minimal style makes it an aesthetic addition to any workspace.
- Being extremely adaptable from floor to ceiling and wall to wall, it can optimise any space big or small.
- Its versatile modules can be configured as clusters, standalone units or in custom combinations to cater to all your storage needs.



Design Registered

Colour & Material

POWDER COAT

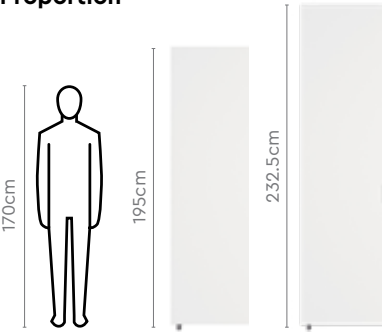


Measurements

Glass Door



Proportion



All sizes in cm	Width	Depth	Height
Glass Door	90.0/120.0	45.0	195.0/232.5

Neo Bookshelf



Design Registered

Features

- The Neo Bookshelf is an individual book display design that can be used to create attractive wall patterns.
- Its interplay of square and rectangular pockets liven up your reading space, while allowing for short, regular and tall books to be on display.
- PU-painted panels that come in a flat-pack design that enable easy transporting of shelves.
- Consists of a combination of 18mm high-density, moisture-resistant fibreboard and FSC-certified seasoned teak wood.

Measurements

All sizes in cm	Width	Depth	Height
Neo Bookshelf	99.1	99.1	32.1

Colour & Material



Greet

Features

- Designed with ergonomic care and superior comfort, 'Greet' makes a simple, but impressive statement in interactive zones like reception areas, visitor spaces, libraries, or other common areas and social hubs.
- FSC Certified teak wood finished understructure with a clear matt of PU lacquer.
- Strong and durable chair. Shell made of plywood panels connected with brackets of steel.

Colour & Material

LEATHERETTE SOFA

GREET CHAIR

Leaf Green

Vivid Cerulean

Dark Tangerine

Horizon

Cardinal

Slate Grey



Design Registered

Measurements

All sizes in cm	Width	Depth	Height
Greet Chair	63.5	63.0	80.0



Poppin' Pouf

Features

- The Poppin' Pouf is easily portable from room to room to create extra seating.
- Its multifunctional and practical use make it ideal for application areas like libraries, activity rooms, media rooms, and for outdoor play.
- Easy to clean fabric in playful colours makes the Poppin' Pouf a fun seat that requires minimal maintenance.

Colour & Material

LEATHERETTE SOFA

Leaf Green

Dark Tangerine

Cardinal

Vivid Cerulean



Measurements

All sizes in cm	Diameter	Height
Poppin' Pouf	42.0	33.7

Tetris Range

Features

- The Tetris Range is a modular seating solution designed for impromptu gatherings.
- Comes in a compact shape and design that makes it easily movable.
- Upturn the seat to reveal an elevated surface top. Use it in Tetris-Flip mode to place a coffee mug or a laptop.
- Comes in multiple vibrant colours to add some pop to your social setting.
- Made from 1.8cm thick Pre-laminated boards with PVC edge banding on all sides.
- Hooks on either side can be used to hang bags, bottles etc.



Design Registered

Colour & Material

LEATHERETTE SOFA

Leaf Green

Dark Tangerine

Cardinal

Vivid Cerulean

Horizon

Slate Grey



Tetris-Fixed Version

Tetris-Flipped Version



Measurements

All sizes in cm	Width	Depth	Height
Tetris-Fixed Version	45.0	45.0	40.0
Tetris-Flip Version	45.0	45.0	45.3



Vivid

Features

- A luxe-looking chair available in vivid colours with brilliant sheen brightens up any office space.
- Cantilevered base with contoured backrest adds to the aesthetics and provides comfort seating.
- The compact design without armrests uses minimum space and makes it easy to move chairs around in break rooms and conference areas.
- Upholstered in leatherette for easy cleaning and maintaining.



Design Registered

Colour & Material

LEATHERETTE SOFA & POWDER COAT

VIVID CHAIR

Leaf Green

Dark Tangerine

Cardinal

Vivid Cerulean

Horizon

Slate Grey

Measurements

Vivid

Quarter Rear View

Quarter Right View

Measurements

All sizes in cm	Width	Depth	Height
Vivid	43.5	56.5	87.5

Unwind 3-Seater



Design Registered



Features

- Comes with wide seats that can easily accommodate cushions for additional comfort.
- The Unwind's flat surfaces make it easy to clean and maintain.
- You will not face any peel-off issues as the poly-propylene edging is injection-moulded in situ.

Measurements

Unwind

Colour & Material

UNWIND RANGE

Aqua Blue

Marigold Yellow

Orchid White

Raspberry Red

All sizes in cm	Width	Depth	Height	Seat Height
Beam Seating	178.4	56.3	84.0	45.2

Unwind

Without Armrest & High Seating

Features

- Comes with a wide seat that can easily accommodate a cushion for additional comfort.
- The Unwind's flat surfaces make it easy to clean and maintain.
- You will not face any peel-off issues as the poly-propylene edging is injection-moulded in situ.



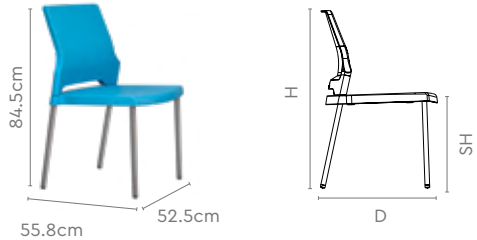
Colour & Material

UNWIND RANGE

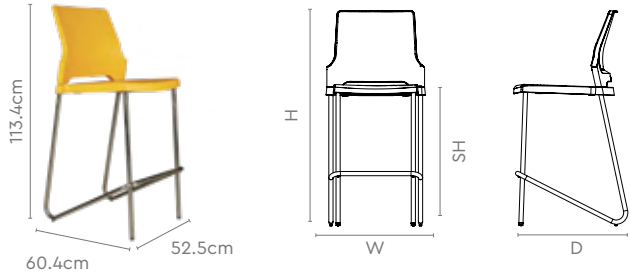


Measurements

Without Armrest



High Seating



All sizes in cm	Width	Depth	Height	Seat Height
Without Armrest	52.5	55.8	84.5	45.0
High Seating	52.5	60.4	113.4	74.0

EezySit

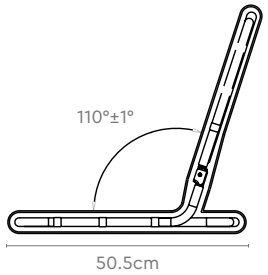
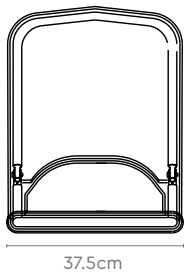


Features

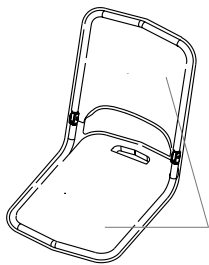
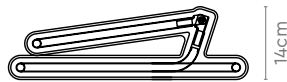
- EezySit's ergonomic design ensures the right posture whether you are working or simply lounging.
- It's designed for durability, complete with a high tensile coated mesh fabric that allows ample cross ventilation and is fungus and UV resistant.
- Its solid frame, firm back, and twin-layer breathable fabric make it an ultra-comfortable seating solution with even weight distribution.
- The size of the chair allows it to be placed in almost any kind of space and the foldable frame helps in easy storage.

Measurements

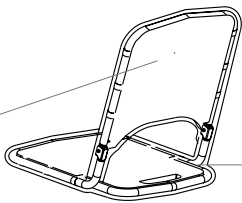
Open Seat Back Condition



In Closed Condition



Upholstered Sandwich Knitted Fabric (Facia Side)



Upholstered Black Polyester Lining Fabric (Rear Side)

Colour & Material

MESH FABRIC



All sizes in cm	Width	Depth	Height
EezySit – Open	50.5	37.5	48.0
EezySit – Close	50.5	37.5	14.0

Loop

Features

- Loop's generous waterfall radius on its top edge enhances comfort, and ensures optimum clearance between the knee and the seat.
- The bowl-shaped bottom lets the user sway in all directions, adapting to their dynamic postures on the go.
- Comes in vibrant colours that pop life into every space it's in.

Colour & Material

SOFA FABRIC SEATING



Measurements

All sizes in cm	Width	Depth	Height
Loop	45.5	45.5	51.0


Cradle

Features

- Cradle's bucket-shaped seat top provides a large contact area for prolonged comfort and support.
- Its cradle-shaped bottom aids in rocking to and fro.
- The strap along its centre acts as a handle for easy mobility.
- Comes in vibrant colours that pop life into every space it's in.

Colour & Material

SOFA FABRIC SEATING



Measurements

All sizes in cm	Width	Depth	Height
Cradle	56.5	33.5	51.5

Drift

Features

- Drift's flat top and round edges supports unlimited freedom of movement.
- Castors attached to its wooden base allows it to be moved around at will and with ease.
- Comes in vibrant colours that pop life into every space it's in.

Colour & Material

SOFA FABRIC SEATING



Measurements

All sizes in cm	Width	Depth	Height
Drift	44.5	44.5	57.5



Toggle

Features

- Toggle's bulbous top features a generous waterfall radius edge that enhances comfort with optimum knee-to-seat clearance.
- Its broad stable base is connected to the narrower top with a spring which allows the seat to move in different directions as per the user's preference.
- Comes in vibrant colours that pop life into every space it's in.

Colour & Material

SOFA FABRIC SEATING



Measurements

All sizes in cm	Width	Depth	Height
Toggle	52.5	52.5	52.5



Shine



Design Registered



Shine

Features

- The Shine collection is marked by a moulded sleek back and seat profile.
- The fluid lines of the chair's spacious seat rise up to form the gentle rose petal-like curve at the top.
- This curve also serves as an easy 'grab zone' when the chair has to be moved around.
- Available with a choice of five robust and efficient frame designs, Shine offers you a versatile collection of chairs that adapt easily and endlessly in different work zones.

Measurements

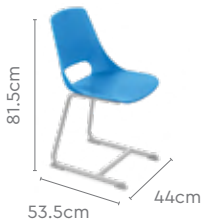
Shine Universal



Shine Loop



Shine Junior



Shine Elevate



All sizes in cm	Width	Depth	Height	Seat Height
Shine Universal	51.5	52.5	81.5	45.5
Shine Loop	47.5	53.5	81.0	45.0
Shine Junior	44.0	53.5	81.5	46.0
Shine Elevate	47.5	53.5	109.5	73.5

Colour & Material

PLASTIC

SEAT



Light Grey



Dark Grey



Leaf Green



Sunset Yellow



Azure Blue



Indian Red Chilli

POWDER COAT

FRAME

Shine Universal Frame



Platinum Sliver

Shine Junior Frame



Cement Grey

Shine Loop & Shine Elevate



Platinum Sliver



Stainless Steel

Cue Work Lounge



3 Seater poufs
and configurations



Sofas with
700 mm panels



Circular
Units with 1200 mm panels



Media Booth
Units with 1400 mm panels



Meeting Booth
Units with 2100 mm panels



Phone Booth
Units with 2100 mm panels

Design Registered

Cue Work Lounge

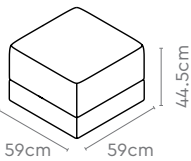
Features

- The CUE Work Lounge comprises standalone horizontal poufs, curved poufs, sofa sets, phone booths, and discussion carriages.
- You can combine these elements in any number of combinations and layouts, creating workspaces that are perfect for your teams and their activities.

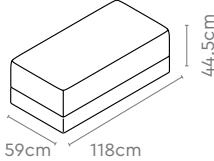
Measurements

Seater Poufs

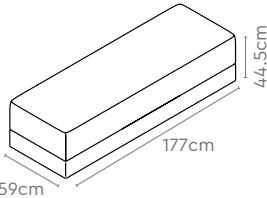
1 Seater



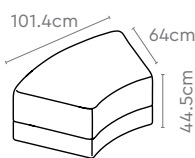
2 Seater



3 Seater

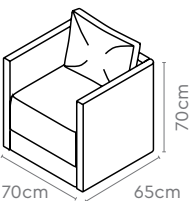


45 ° Curved Seat

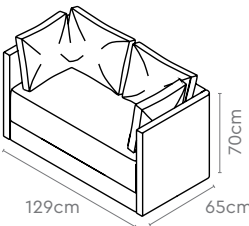


Seater Sofa with 700mm Panels

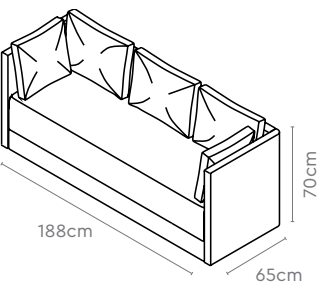
1 Seater Sofa 700



2 Seater Sofa 700




3 Seater Sofa 700



Colour & Material

SOFA FABRIC SEATING

SEAT



BREAKOUT FABRIC SEATING

PANELS & BASE



Design Registered

All sizes in cm	Width	Depth	Height	Seat Depth
1 Seater	59.0	59.0	44.5	-
2 Seater	118.0	59.0	44.5	-
3 Seater	177.0	59.0	44.5	-
45° Curved Seat	101.4	64.0	44.5	59.0
1 Seater Sofa 700	70.0	65.0	70.0	-
2 Seater Sofa 700	129.0	65.0	70.0	-
3 Seater Sofa 700	188.0	65.0	70.0	-

Cue Work Lounge

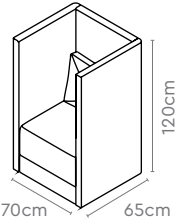
Features

- The CUE Work Lounge comprises standalone horizontal poufs, curved poufs, sofa sets, phone booths, and discussion carriages.
- You can combine these elements in any number of combinations and layouts, creating workspaces that are perfect for your teams and their activities.

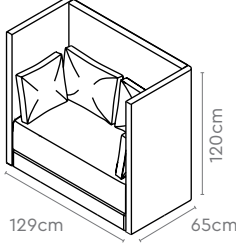
Measurements

1 Seater Sofa with 1200mm

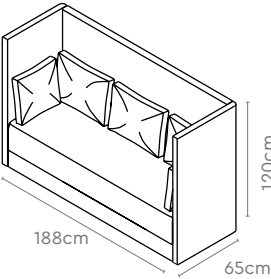
1 Seater Sofa 1200



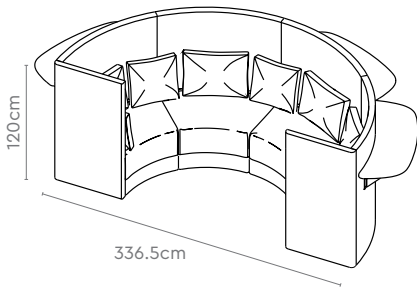
2 Seater Sofa 1200



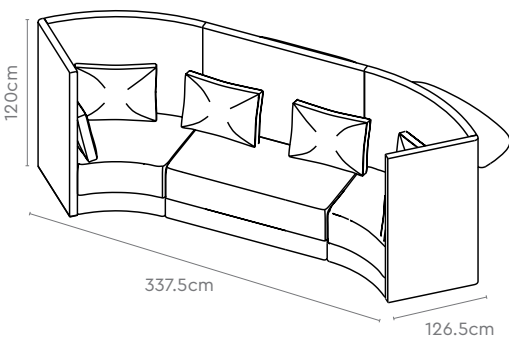
3 Seater Sofa 1200



45 Circular 1200



Media Cluster Small



Colour & Material

SOFA FABRIC SEATING

SEAT



Cardinal



Denim

BREAKOUT FABRIC SEATING

PANELS & BASE



Shadow



Cement Grey

Design Registered

All sizes in cm	Width	Depth	Height
1 Seater Sofa 1200	70.0	65.0	120.0
2 Seater Sofa 1200	129.0	65.0	120.0
3 Seater Sofa 1200	188.0	65.0	120.0
Media Cluster Small	337.5	126.5	120.0
45 Circular 1200	336.5	183.5	120.0

Cue Work Lounge

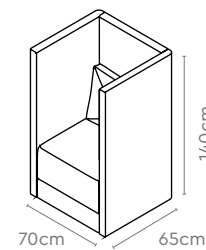
Features

- The CUE Work Lounge comprises standalone horizontal poufs, curved poufs, sofa sets, phone booths, and discussion carriages.
- You can combine these elements in any number of combinations and layouts, creating workspaces that are perfect for your teams and their activities.

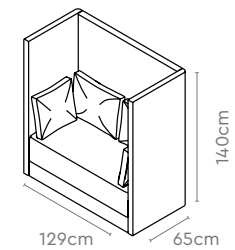
Measurements

1 Seater Sofa with 1400mm

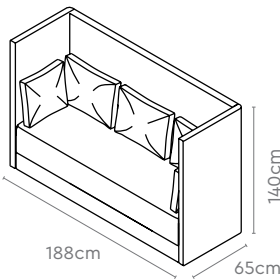
1 Seater Sofa 1400



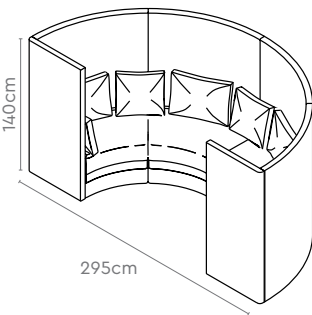
2 Seater Sofa 1400



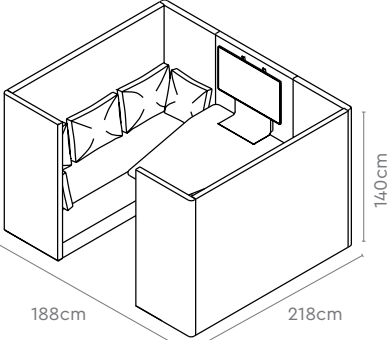
3 Seater Sofa 1400



45 Circular 1400



Media Booth



Colour & Material

SOFA FABRIC SEATING

SEAT



Cardinal



Denim

BREAKOUT FABRIC SEATING

PANELS & BASE



Shadow



Cement Grey

Design Registered

All sizes in cm	Width	Depth	Height
1 Seater Sofa 1400	70.0	65.0	140.0
2 Seater Sofa 1400	129.0	65.0	140.0
3 Seater Sofa 1400	188.0	65.0	140.0
45 Circular 1400	295.0	157.0	140.0
Media Booth	188.0	218.0	140.0

Cue Work Lounge

Features

- The CUE Work Lounge comprises standalone horizontal poufs, curved poufs, sofa sets, phone booths, and discussion carriages.
- You can combine these elements in any number of combinations and layouts, creating workspaces that are perfect for your teams and their activities.

Colour & Material

SOFA FABRIC SEATING

SEAT



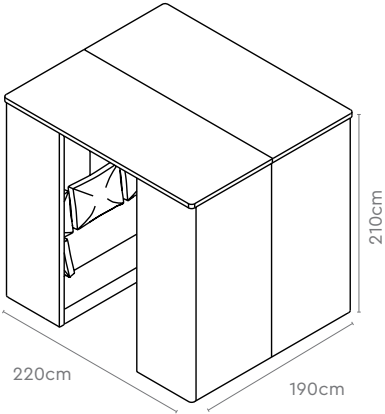
BREAKOUT FABRIC SEATING

PANELS & BASE

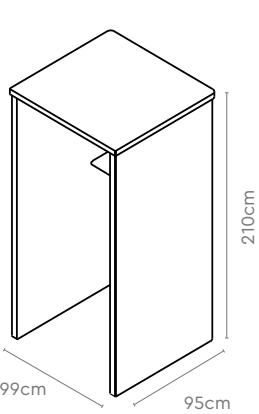


Measurements

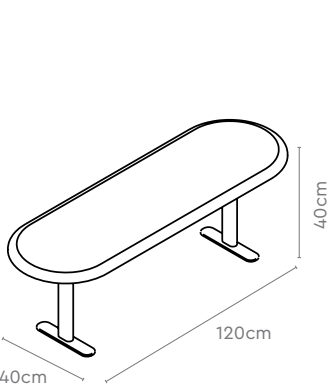
Meeting Booth



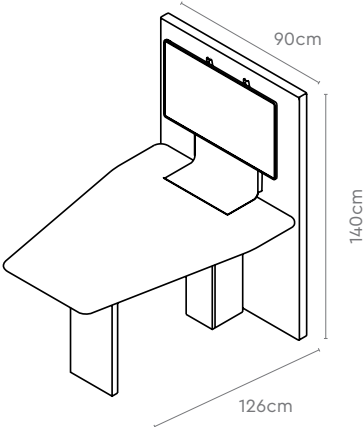
Phone Booth



Tea Table



Media Screen



Design Registered

All sizes in cm	Width	Depth	Height
Meeting Booth	220.0	190.0	210.0
Phone Booth	99.0	95.0	210.0
Tea Table	120.0	40.0	40.0
Media Screen	90.0	126.0	140.0

Diva 7043

without Arms

Features

- The Diva collection brings maximum function to administrative offices of educational institutes or corporate training spaces.
- The chairs have a characteristic flexi-back that flexes naturally as you recline, without any adjustment mechanism, providing excellent lumbar support.
- Compact chair without armrests is ideal for smaller spaces, freeing up floor space for maximum utility.

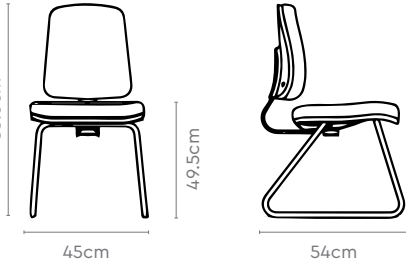
Colour & Material

CREPE FABRIC SEATING (VOILA)



Measurements

Model 7043



All sizes in cm	Width	Depth	Height	Seat Height
7043	45.0	54.0	88.5	49.5



Desk-based Systems:

Upbeat



Features

- Upbeat is a complete library furniture setup solution, designed to cater to the flexible needs of a modern library.
- Comes with five different leg designs, and a range of screen finishes and looks that can be mixed-and-matched to create functional spaces to accommodate all kinds of library activities.
- Different options for wire management and design accessories add to the flexibility and aesthetics.
- It also provides an exhaustive range of sizes and configurations which allow users to create clusters on the basis of their needs.
- The configurations that could be created with Upbeat are
 - Regular tables
 - High tables
 - Mobile tables
 - Meeting tables
 - Group activity tables

Details



Labs

Page 84	Page 90
Higher Education	K-12
Page 95	Page 98
Medical College	Seating

Scintilla High Chair

Features

- The Scintilla's unique back-tilt feature allows for an upright as well as relaxed angle.
- Its body-hugging contours comfortably support your back, thus reducing pressure on the intervertebral discs.
- The scratch-resistant Flip-up desklet with a bean-shaped inner curve makes the chair comfortable for different body types.
- Scratch-resistant broad armrest ensures proper comfort to arms during long sitting hours.
- Comes with an adjustable anti-slide footing for added comfort.



Design Registered



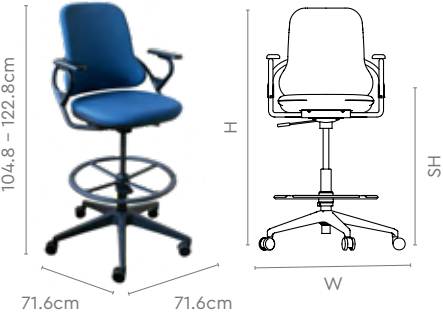
Colour & Material

KNITTED FABRIC SEATING

- Black Ink
- Prussian Blue
- Royal Blue
- Saddle Brown
- Earth Stone
- Milan Red

Measurements

Scintilla with Rolling Castors



Scintilla with Fixed Glides



All sizes in cm	Width	Depth	Height	Seat Height
Scintilla with Rolling Castors	71.6	71.6	104.8 - 122.8	62.0 - 80.0
Scintilla with Fixed Glides	71.6	71.6	101.9 - 119.9	59.1 - 77.1

Stool

Features

- Multipurpose stool with a cushioned seat and a manual height adjustment feature that can be easily locked at any position you're comfortable with.
- Comes with an ergonomic and cushioned backrest to aid prolonged sitting.
- Available with a revolving stool base as well.



Colour & Material

LEATHERETTE & POWDER COAT



Measurements

Revolving Stool with High Base (With Back)



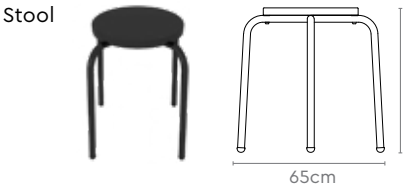
Revolving Stool with High Base (Without Back)



Revolving Stool (With Back)



Revolving Stool (Without Back)



All sizes in cm	Width	Depth	Height	Seat Height
Revolving Stool with High Base (With Back)	65.0	65.0	88.0 - 99.5	57.0 - 78.5
Revolving Stool with High Base (W/o Back)	65.0	65.0	57.0 - 78.5	-
Revolving Stool (With Back)	65.0	65.0	66.0 - 77.5	45.0 - 56.5
Revolving Stool (W/o Back)	65.0	65.0	45.0 - 56.5	-
Stool	65.0	65.0	57.0 - 78.5	-

Training Room / Computer Lab

Page 101
Desking

Page 107
Modular Workstation

Unlearn


Features

- The Unlearn is a sleek table that ensures minimum use of space, while giving it an aesthetic edge.
- Comes equipped with a well-designed wire management system that ensures a clean under-the-table environment, while providing ample leg room.
- Access flap mounted on the tabletop enables easy access to plug points.
- Available in four base units: Single, Double, Triple, and a Six-seater table.

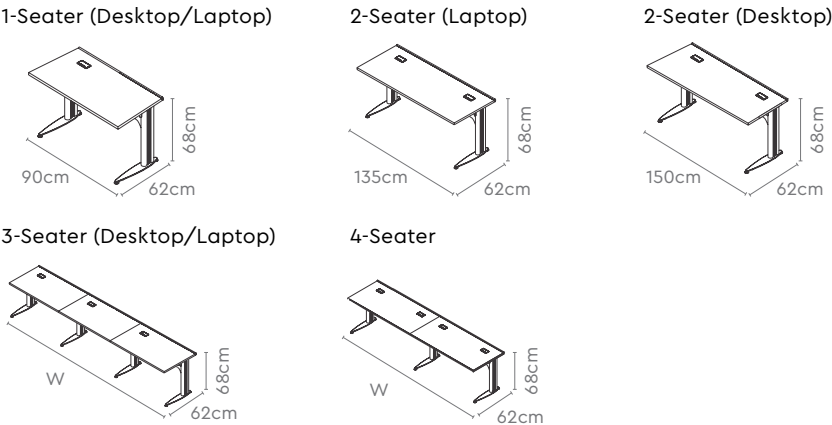


Colour & Material

LAMINATE



Measurements



All sizes in cm	Width	Depth	Height
1-Seater (Desktop/Laptop)	90.0	62.0	68.0
2-Seater (Laptop)	135.0	62.0	68.0
2-Seater (Desktop)	150.0	62.0	68.0
3-Seater (Desktop/Laptop)	270.0	62.0	68.0
4-Seater (Desktop)	300.0	62.0	68.0
4-Seater (Laptop)	270.0	62.0	68.0

Flag

Features

- Creatively designed Activity Table that can be used for individual use or combined with other tables for group use.
- The geometric shape adds a fun element in classrooms, children's study, and activity rooms.
- Telescopic legs can be adjusted to four different heights. The front two legs have lightweight castors for easy movement.
- 'SAFE' design with rounded and soft edges with rugged powder coated surfaces to resist wearing off.



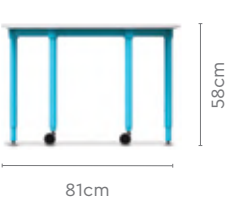
Colour & Material

LAMINATE & POWDER COAT

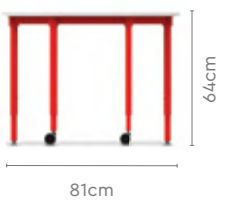


Measurements

Flag (SM3)



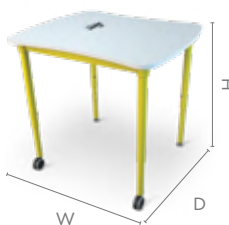
Flag (SM4)



Flag (SM5)



Flag (SM6)



All sizes in cm	Width	Depth	Height
Flag (SM3)	81.0	69.6	58.0
Flag (SM4)	81.0	69.6	64.0
Flag (SM5)	81.0	69.6	71.0
Flag (SM6)	81.0	69.6	76.0

Pie

Features

- The semi-circular design of Pie gives it an inviting feel and supports ME and WE work spaces for individual and group learning.
- Telescopic legs can be adjusted to four different heights. The front two legs have lightweight castors for easy movement.
- Minimal VOC emissions from powder-coated tables create healthier and safer education and play environments.



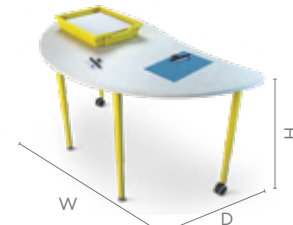
Colour & Material

LAMINATE & POWDER COAT



Measurements

Pie



All sizes in cm	Width	Depth	Height
Pie (SM3)	143.3	76.5	58.0
Pie (SM4)	143.3	76.5	64.0
Pie (SM5)	143.3	76.5	71.0
Pie (SM6)	143.3	76.5	76.0

Boomerang

Features

- The boomerang-shaped table transforms traditional student environments into inviting places that foster curiosity and innovation.
- Multiple tables with glide and castors can be rearranged for effective teaching and easy transition to group activities.
- Telescopic height-adjustable legs keep pace with the growth, ergonomic needs, and energy levels of students.



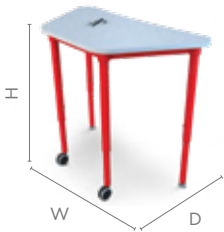
Colour & Material

LAMINATE & POWDER COAT



Measurements

Boomerang



All sizes in cm	Width	Depth	Height
Boomerang (SM3)	87.0	45.0	58.0
Boomerang (SM4)	87.0	45.0	64.0
Boomerang (SM5)	87.0	45.0	71.0
Boomerang (SM6)	87.0	45.0	76.0

Hex

Features

- The honeycomb-shaped table can create a flexible environment for study or play.
- Pair it with the Boomerang Table to create a central hub for greater collaboration.
- Users can share supplies easily and face-to-face rapport makes it easy to develop social skills.
- Equipped with lockable castors. Rounded corners make it safe for everyday activities.



Colour & Material

LAMINATE & POWDER COAT



Measurements

Hex



All sizes in cm	Width	Depth	Height
Hex (SM3)	83.4	75.0	58.3
Hex (SM4)	83.4	75.0	64.3
Hex (SM5)	83.4	75.0	71.3
Hex (SM6)	83.4	75.0	76.3

Flip NXT


Features

- As the name suggests, the Flip NXT tables can be flipped up to make more room as and when needed.
- Its 360-degree rotating castors and an easy-to-access handle help flip the table up and down in a smooth manner.
- Comes in a sleek, compact, and lightweight design with rounded corners to avoid injury.
- Thanks to its unique leg design and understructure, the Flips NXT table blends well with most office spaces and aesthetics.



Colour & Material

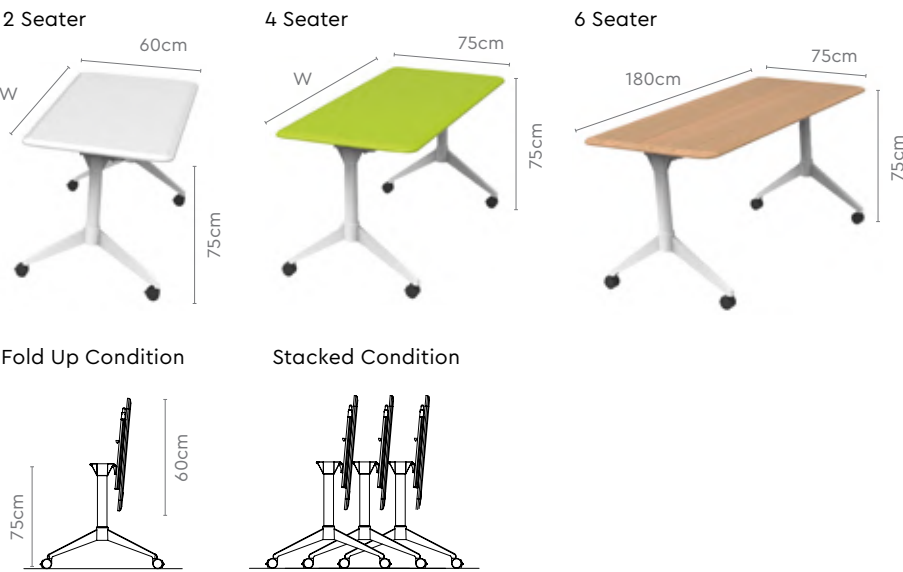
MEMBRANE RANGE



PU RANGE



Measurements



All sizes in cm	Width	Depth	Height
2 Seater	120.0/135.0	60.0	75.0
4 Seater	150.0/165.0	75.0	75.0
6 Seater	180.0	75.0	75.0

Desk-based Systems:
Upbeat



Patent Filed



Features

- Upbeat is a complete training room furniture setup solution, designed to cater to the training space requirements of an educational setting.
- Comes with five different leg designs, and a range of screen finishes and looks that can be mixed-and-matched to create unique training spaces.
- Different options for wire management and design accessories add to the flexibility, aesthetics, and functionality.
- It also provides an exhaustive range of sizes and configurations which allow users to create clusters on the basis of their needs.

- The configurations that could be created with Upbeat are
 - Regular tables
 - High tables
 - Mobile tables
 - Meeting tables
 - Conference tables

Details



Canteen / Cafeteria

Page 109
Desking

Page 115
Seating

Relish

Features

- This sleek table comes in a wide range of colours that are suitable for both traditional and trendy food courts or meal spaces.
- It is easily stackable and helps with better space management.
- Relish is available in four, six and eight-seater configurations, giving ample options to utilise the space.
- It is also available in PU-coated top and Membrane top.



Colour & Material

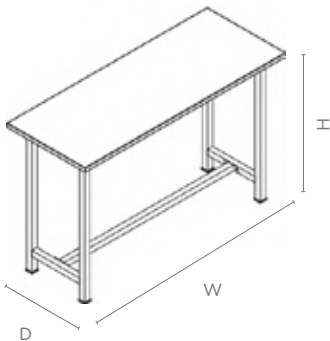
STAINLESS STEEL



Silver

Measurements

Relish



All sizes in cm	Width	Depth	Height
Relish 1	118.0	46.0	75.0
Relish 2	118.0	75.0	75.0

Cafe Pod

Features

- Clean design that accentuates any cafeteria space it's in.
- Can be folded when not in use, and stacked horizontally.
- Comes with a serrated stainless steel pedestal for increased sturdiness and superior aesthetics.




Colour & Material

PU RANGE



RUBBER WOOD



STAINLESS STEEL



Measurements

Rubber Wood Top/
Concave



Stainless Steel Top/
Straight



PU Top/
Convex



Folded Condition



All sizes in cm	Width	Depth	Height
Rubber Wood Top/ Concave	80.0	80.0	73.8
Stainless Stool Top/ Straight	80.0	80.0	74.25
PU Top/Convex	80.0	80.0	74.5

Cantina

Features


- The Cantina Table is thoughtfully designed to occupy minimal floor space.
- It frees up aisle space to facilitate easy movement.
- Comes with wide plastic shell seats that provide comfortable seating space for four.
- The Stainless Steel surface top with its brushed finish is resistant to scratches and easy to maintain.
- Level adjusters in the feet tackle uneven surfaces, adding to its overall stability.
- Its understructure is made up of 1.2mm thick powder-coated metal tubes welded to the stainless steel top.



Colour & Material

STAINLESS STEEL

TOP & STOOL



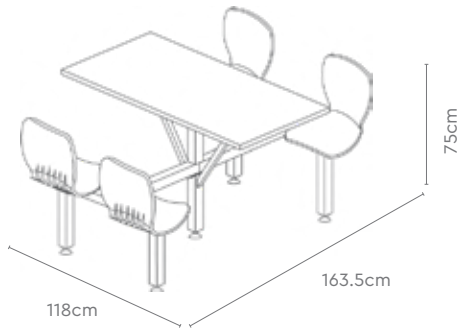
PLASTIC SHELL

CHAIR



Measurements

Cantina with Plastic Shell Seat



Cantina with Stainless Steel Stool



All sizes in cm	Width	Depth	Height
Cantina with Plastic Shell Seat	118.0	163.5	75.0
Cantina with Stainless Steel Stool	118.0	158.0	75.0

Time Out

Features

- Add a pop of colour to your cafeteria and breakout spaces with the stylish Time Out series.
- Table surfaces and understructure are easy to clean, maintain, and are designed to look fresh for years.
- Stackable, which helps you manage your space better.
- Available in PU-coated top (with powder-coated understructure) and membrane top (with stainless steel understructure).
- Comes in four, six and eight-seater configurations.



Design Registered

Colour & Material

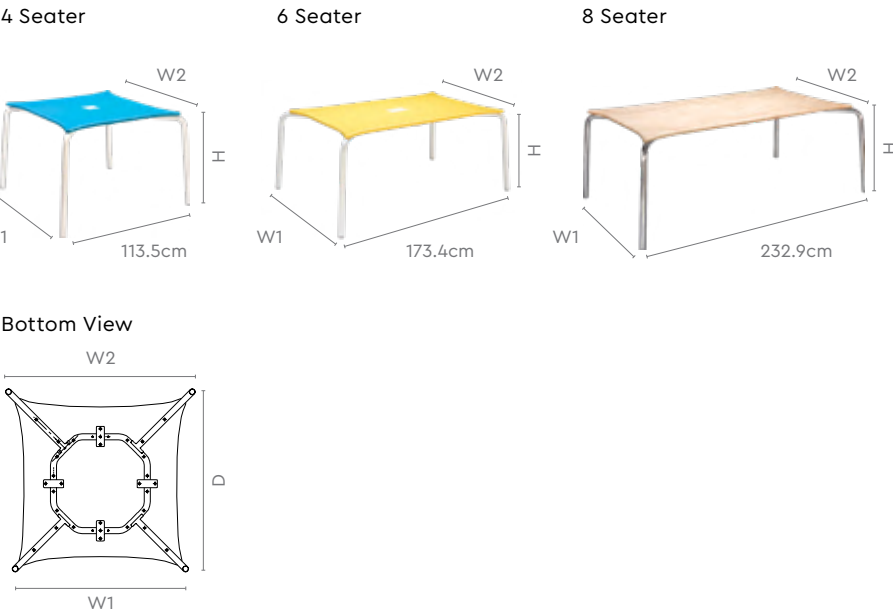
PU RANGE



MEMBRANE RANGE



Measurements



All sizes in cm	Width 1	Width 2	Depth	Height
4 Seater	109.0	117.5	113.5	75.0
6 Seater	109.0	117.5	173.4	75.0
8 Seater	109.0	117.5	232.9	75.0

Flip NXT

Features

- As the name suggests, the Flip NXT tables can be flipped up to make more room as and when needed.
- Its 360-degree rotating castors and an easy-to-access handle help flip the table up and down in a smooth manner.
- Comes in a sleek, compact, and lightweight design with rounded corners to avoid injury.
- Thanks to its unique leg design and understructure, the Flips NXT table blends well with most office spaces and aesthetics.

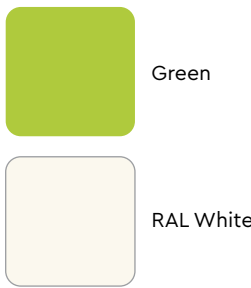


Colour & Material

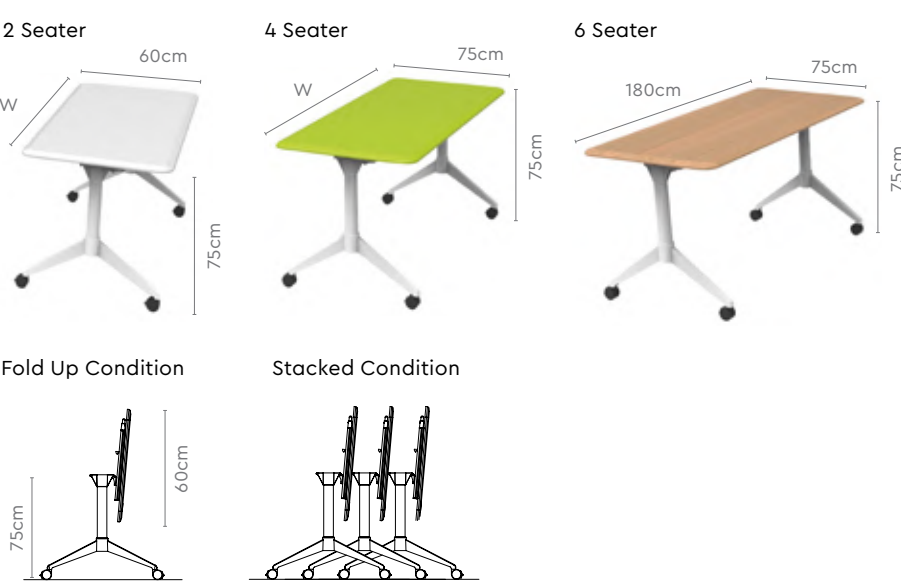
MEMBRANE RANGE



PU RANGE



Measurements



All sizes in cm	Width	Depth	Height
2 Seater	120.0/135.0	60.0	75.0
4 Seater	150.0/165.0	75.0	75.0
6 Seater	180.0	75.0	75.0

Topo Range

Topo Circle



Topo Recta



Topo Square



Topo Bite



Topo Facet



Design Registered

Features

- The Topo Range of tables come with a Corian finish in basic geometric shapes.
- Its colour combinations make this range an attractive addition to social spaces.
- Understructure is made of ERW Tube with 40-60 micron powder coating.

Measurements

All sizes in cm	Width	Depth	Height	DIA
Topo Circle	-	-	70.0	90.0
Topo Hi Circle	-	-	102.0	90.0
Topo Facet	90.0	90.0	71.2	-
Topo Square	90.0	90.0	72.0	-
Topo Hi Facet/ Hi Square	90.0	90.0	102.0	-
Topo Bite	90.0	83.2	72.0	-
Topo Hi Bite	90.0	83.2	102.0	-
Topo Recta	90.0	120.0	72.0	-

Colour & Material

POWDER COAT



Vivid

Features

- A luxe-looking chair available in vivid colours with brilliant sheen brightens up any office space.
- Cantilevered base with contoured backrest adds to the aesthetics and provides comfort seating.
- The compact design without armrests uses minimum space and makes it easy to move chairs around in break rooms and conference areas.
- Upholstered in leatherette for easy cleaning and maintaining.

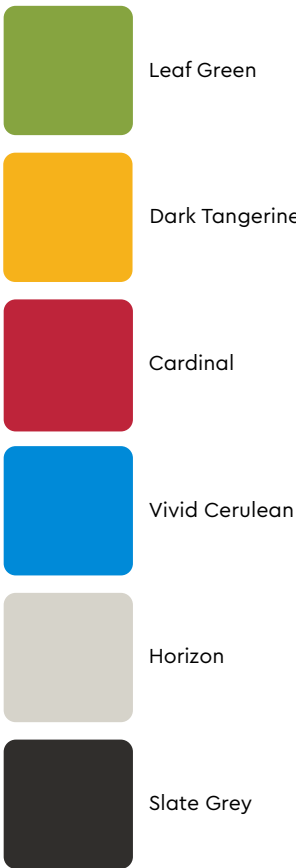


Design Registered

Colour & Material

LEATHERETTE SOFA & POWDER COAT

VIVID CHAIR



Measurements

Vivid Quarter Rear View Quarter Right View



All sizes in cm	Width	Depth	Height
Vivid	43.5	56.5	87.5

Radix Hi-Stool

Features

- Create informal, lively workspace settings with the vibrant colours and striking appeal of the Radix Hi-Stool.
- The specially designed lean cushion and the abrasion-resistant footrest make it a comfortable high seat.
- The understructure of this barstool is made of FSC certified teak wood, a strong durable wood that ages well.
- Seats are upholstered in leatherette which is tough, durable, and easy to maintain.



Design Registered



Colour & Material

LEATHERETTE SOFA

RADIX

Leaf Green

Dark Tangerine

Cardinal

Vivid Cerulean

Horizon

Slate Grey

Measurements

Radix Hi-Stool

Quarter Rear View

Quarter Right View



All sizes in cm	Width	Depth	Height
Radix Hi-Stool	48.6	47.0	73.9

Unwind

Without Armrest & High Seating

Features

- Comes with a wide seat that can easily accommodate a cushion for additional comfort.
- The Unwind's flat surfaces make it easy to clean and maintain.
- You will not face any peel-off issues as the poly-propylene edging is injection-moulded in situ.



Design Registered



(Only for 'Without Armrest')



Colour & Material

RANGE

Aqua Blue

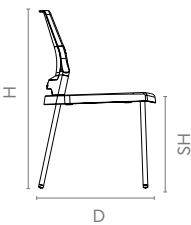
Orchid White

Marigold Yellow

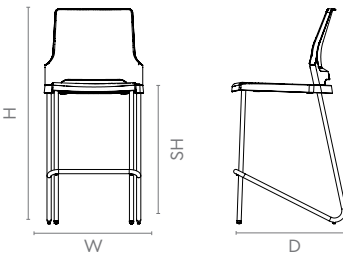
Raspberry Red

Measurements

Without Armrest



High Seating



All sizes in cm	Width	Depth	Height	Seat Height
Without Armrest	52.5	55.8	84.5	45.0
High Seating	52.5	60.4	113.4	74.0

Shine

Features

- The Shine collection is marked by a moulded sleek back and seat profile.
- The fluid lines of the chair's spacious seat rise up to form the gentle rose petal-like curve at the top.
- This curve also serves as an easy 'grab zone' when the chair has to be moved around.
- Available with a choice of five robust and efficient frame designs, Shine offers you a versatile collection of chairs that adapt easily and endlessly in different work zones.



Colour & Material

PLASTIC

SEAT

Light Grey

Dark Grey

Leaf Green

Sunset Yellow

Azure Blue

Indian Red Chilli

POWDER COAT

SEAT

Shine Universal Frame

Shine Loop & Shine Elevate

Platinum Sliver

Platinum Sliver

Stainless Steel

Measurements

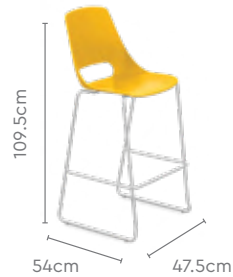
Shine Universal



Shine Loop



Shine Elevate



All sizes in cm	Width	Depth	Height	Seat Height
Shine Universal	51.5	52.5	81.5	45.5
Shine Loop	47.5	53.5	81.0	45.0
Shine Elevate	47.5	54.0	109.5	73.5

Infirmary /Sick Room

Page 120

Healthcare

Hostel

Page 123
Desking

Page 129
Storage

Page 126
Bed

Page 130
Seating



Champ



Features

- This ergonomically designed desk blends well in any home or hostel setting and ensures comfortable seating posture for long hours of study or work.
- Available in two sizes as a basic table or a full-fledged unit with a filing drawer, one lockable drawer for storing personal items, and lockable overhead storage.
- Option of add-on pin board or magnetic white board.
- Option of keyboard pull-out tray and a CPU trolley.

Colour & Material

LAMINATE	POWDER COAT
TABLE TOP	UNDERSTRUCTURE
 Siam Teak	 Cloud Grey

Measurements

Champ set

Champ Pedestal

Champ Table

Pair with
Shine Universal Chair
→ Pg 132


All sizes in cm	Width	Depth	Height
Champ Table 1	90.0	60.0	74.5
Champ Table 2	120.0	60.0	74.5
Pin-up Board 1	89.52	-	45.24
Pin-up Board 2	119.52	-	45.24
Champ Overhead Storage Unit 1	89.8	31.5	41.0
Champ Overhead Storage Unit 2	119.8	31.5	41.0
Champ Pedestal	35.55	55.9	51.0

Adria Table With Drawers

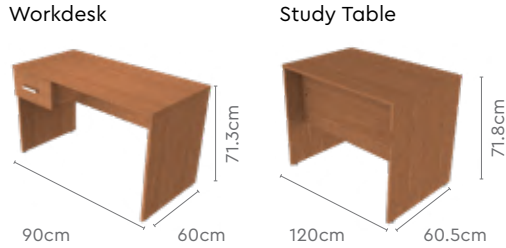
- Features**
- Strong and sturdy, the Adria Study Table provides ample space for books and devices.
 - Environment-friendly, superior E1 grade particle boards with low VOC content.
 - Durable German-made hardware and Melamine Impregnated Paper Lamination.
 - Suitable for hostels and classrooms as teacher's desk.



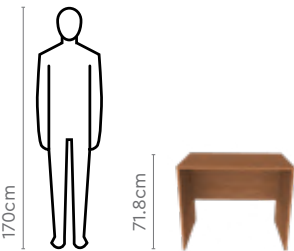
Colour & Material



Measurements



Proportion



All sizes in cm	Width	Depth	Height
Adria Workdesk	90.0	60.0	71.3
Adria Study Table	120.0	60.5	71.8

EQ Study Table

- Features**
- The EQ Study Table is a stylish addition to any educational institute.
 - The angular legs make it ideal for corner spaces without taking up too much space.
 - Can be used for reading, working on a laptop, or for keeping accessories and books.
 - Comes with an attached storage drawer to organize stationery.



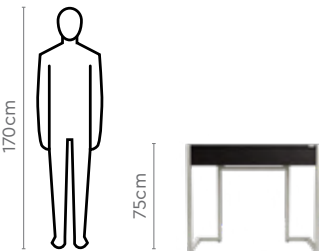
Colour & Material



Measurements



Proportion



All sizes in cm	Width	Depth	Height
EQ Study Table	90.0	45.0	75.0

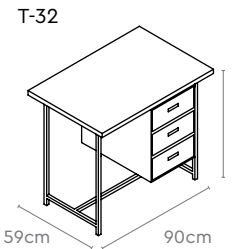
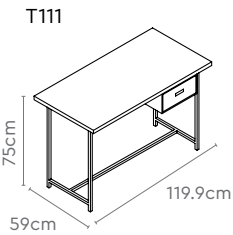
T-111 & T-32 Unitized Table



Features

- The Unitized table range comes in different sizes to meet varying needs.
- Select models feature a footrest for added comfort.
- Multiple drawer combinations available to meet your storage requirements.
- Available in both round and tubular understructure.

Measurements



Pair with
Discover+ Chair

→ Pg134



Colour & Material

LAMINATE & POWDER COAT



Greystone Light
& Prince Grey



Bengali Mango
& Sepia Brown



Nyana Teak
& Tree Mist
& Gargoyle



Siam Teak
& Pebble Stone
& Medival Town

All sizes in cm

	Width	Depth	Height
T-111	119.9	59.0	75.0
T-32	90.0	59.0	75.0



T-20 Unitized Table

Features

- The T-20 Unitized table has a clean and minimalistic aesthetic.
- Comes with an integrated switch box for power access, and a soft-closing access flap for easy cable management.
- Finished with a mobile wooden three drawer pedestal and a modesty panel at the visitor's end.
- Available in multiple sizes and module configurations.



Colour & Material

POWDER COAT



Sugar White

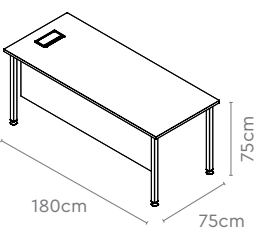
LAMINATE SHADE & POWDER COAT



Gargoyle

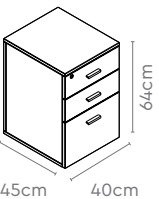
Measurements

T-20 Unitized Table



Pair with

Wooden Pedestal



All sizes in cm

	Width	Depth	Height
T-20 Unitized Table	150.0/180.0	75.0	75.0
	120.0/150.0	60.0	75.0
	135.0	75.0	75.0
Wooden Pedestal	40.0	45.0	64.0

Shine

Features

- The Shine collection is marked by a moulded sleek back and seat profile.
- The fluid lines of the chair's spacious seat rise up to form the gentle rose petal-like curve at the top.
- This curve also serves as an easy 'grab zone' when the chair has to be moved around.
- Available with a choice of five robust and efficient frame designs, Shine offers you a versatile collection of chairs that adapt easily and endlessly in different work zones.



Colour & Material

PLASTIC

SEAT

Light Grey

Dark Grey

Leaf Green

Sunset Yellow

Azure Blue

Indian Red Chilli

POWDER COAT

SEAT

Shine Universal Frame Shine Junior Frame

Platinum Sliver

Cement Grey

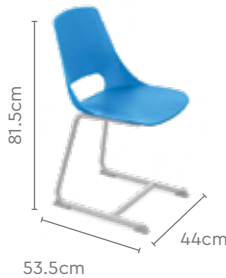
Stainless Steel

Measurements

Shine Universal



Shine Junior



All sizes in cm	Width	Depth	Height	Seat Height
Shine Universal	51.5	52.5	81.5	45.5
Shine Junior	44.0	53.5	81.5	46.0

Discover Chair

Features

- Discover chairs come in brown and white colour, blending into any learning environment with ease.
- Blow-moulded high-density polyethylene provides an in-built cushioning effect.
- Chair frame rests on levellers for added stability and comfort. Plastic caps enable noise-free movement.
- Storage under seats keeps aisle space tidy and clutter-free.
- Rounded, soft edges create a safe and stable design.
- Pair with the Aim Desk or Discover Desk.

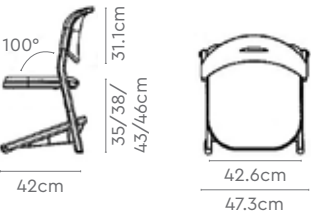


Colour & Material

LAMINATE

Choco & Tex Bond White

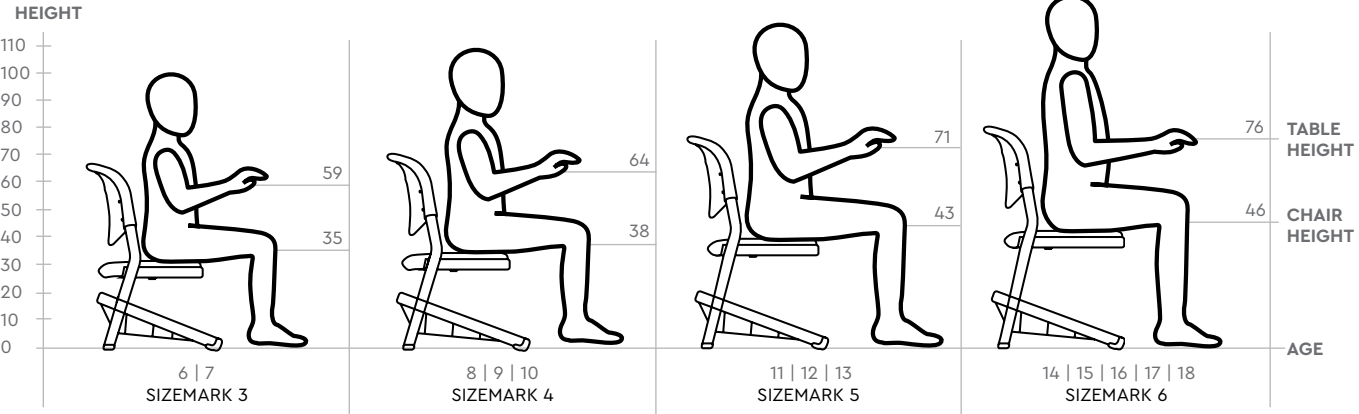
Measurements



All sizes in cm	Width	Depth	Seat Height
Size Mark 3 – Chair	42.6	42.0	35.0
Size Mark 4 – Chair	42.6	42.0	38.0
Size Mark 5 – Chair	42.6	42.0	43.0
Size Mark 6 – Chair	42.6	42.0	46.0

Specifications Available in 4 sizemarks catering ta ages 6 to 18 years.

All sizes in cm



Discover+ Chair

Features

- Discover Chairs come in playful colours adding vibrancy to the classroom and creating an inviting space for learning.
- 'SAFE' chair design with rounded and soft edges rests on a frame with levellers to provide more stability and comfort.
- Plastic caps keep the chair stable and enable noise-free movement.
- These stackable chairs are available in 4 sizes for students aged 6 to 17 years.
- Pair with the Aim Desk or Discover Desk



Colour & Material

PLASTIC & POWDER COAT



Cool Grey & Vivid Cerulean



Cool Grey & Indian Red Chilli



Cool Grey & Banana Yellow



Cool Grey & Leaf Green

Measurements

Discover Plus Size Mark 3



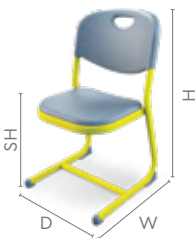
Discover Plus Size Mark 4



Discover Plus Size Mark 5



Discover Plus Size Mark 6



All sizes in cm	Width	Depth	Height	Seat Height
Discover Plus (SM3)	47.3	47.4	72.2	35.1
Discover Plus (SM4)	47.3	49.3	76.1	37.9
Discover Plus (SM5)	47.3	53.4	82.1	43.0
Discover Plus (SM6)	47.3	56.5	86.0	45.9

Unwind

With Armrest

Features

- This light and portable chair is easy to move around, and can be stacked one atop another to save space.
- Comes with a wide seat that can easily accommodate a cushion for additional comfort.
- The Unwind's flat surfaces make it easy to clean and maintain.
- You will not face any peel-off issues as the poly-propylene edging is injection-moulded in situ along with the desklet.



Colour & Material

UNWIND RANGE



Aqua Blue



Orchid White



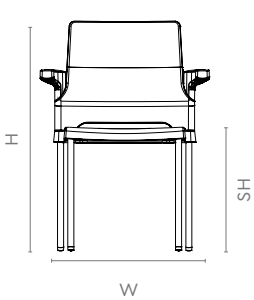
Marigold Yellow



Raspberry Red

Measurements

Unwind with Armrest



All sizes in cm	Width	Depth	Height	Seat Height
Unwind With Armrest	62.3	55.8	84.5	45.0

HOD Room

Page 135
Desking

Page 140
Storage

Page 144
Seating

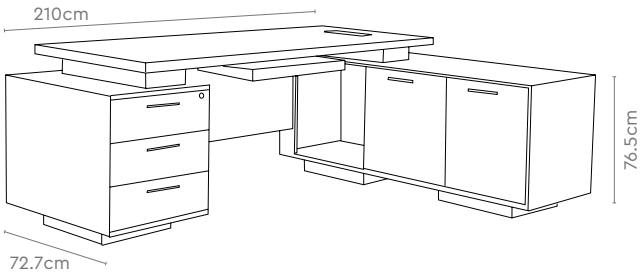
Ascent



Features

- The Ascent is an all-in-one desking solution.
- Its wide floating top makes it spacious enough to accommodate a monitor, work files, and personal decor.
- Comes with a raised-leg design for easy cleaning.
- Built-in utility trays, pull-out keyboard tray, storage and CPU-space helps you organise your workspace better.

Measurements



Pair with

**Greta
2.0 High
Back
Chair**

→ Pg 201



Colour & Material

LAMINATE



Thansau Maple

All sizes in cm	Width	Depth	Height
Overall	210.0	72.7	76.5
Executive Desk	180.0	79.5	76.5
ERU	160.0	50.0	65.0

Impress



Features

- The Impress Desk comes with a Veneer finish that gives it a premium feel and aesthetic.
- The leather padding across its width reduces wear and tear, while ensuring complete comfort while working.
- Enjoy a clutter-free workspace, thanks to its efficient wire management provisions.
- The side unit can be placed on either side of the user, and comes with ample storage space.

Colour & Material

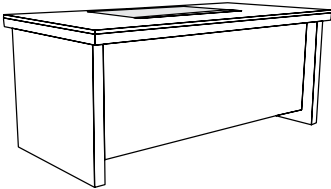
VENEER



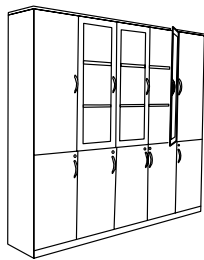
Walnut

In the set above
Impress Premium Suite

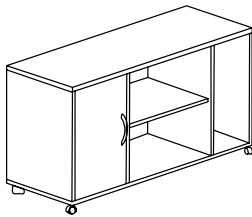
Executive Desk



Credenza



Mobile Side Unit



Mobile Pedestal



Impress
Premium Suite

Colour & Material

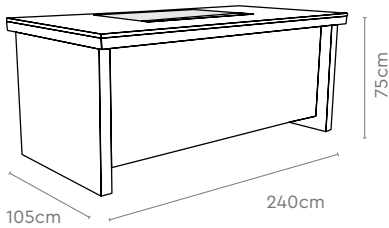
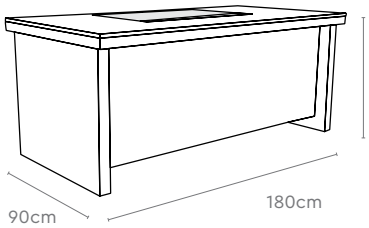
VENEER



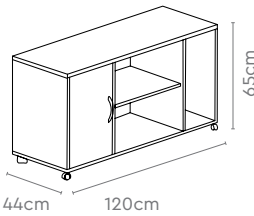
Walnut

Measurements

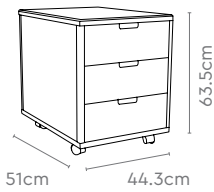
Executive Desk



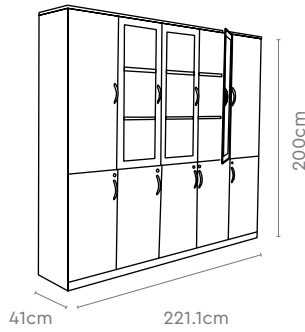
Mobile Side Unit



Mobile Pedestal



Credenza



All sizes in cm	Width	Depth	Height
Executive Desk	180.0	90.0	75.0
	240.0	105.0	75.0
Mobile Side Unit	120.0	44.0	65.0
Mobile Pedestal	44.3	51.0	63.5
Credenza	221.1	41.0	200.0

Trident Middle

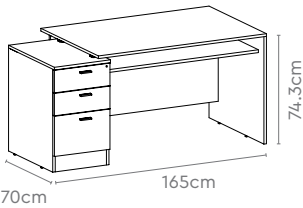


Features

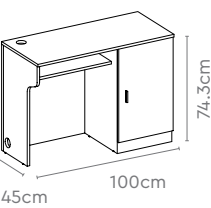
- Complete with an executive desk and a side unit, the Trident Middle comes in a compact form.
- While it's best suited for offices with limited cabin space, this desk packs a spacious in-built shelf for storing documents and personal belongings.
- Side unit available with an in-built pull-out keyboard tray.
- Can be configured LHS or RHS to suit your cabin layout.

Measurements

Executive Desk



Side Unit



Pair with

Thrill Mesh High Back Chair

→ Pg 166



Colour & Material

LAMINATE



Palau Teak & Frosty White

All sizes in cm	Width	Depth	Height
Executive Desk	165.0	70.0	74.3
Side Unit	100.0	45.0	74.3

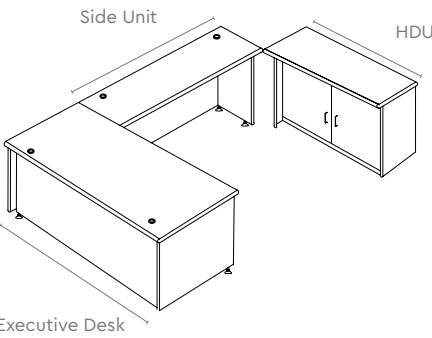
Finesse



Features

- The Finesse Desk offers options of LHS or RHS configuration to suit any cabin layout.
- Pair your executive desk with a matching side unit and credenza for a seamless workspace.
- Executive desk and side unit are available in different sizes to suit varying cabin sizes.
- Comes with cut-outs on the desktop for efficient and clutter-free wire management.

Measurements



Pair with

Thrill Executive High Back Chair

→ Pg 166



Colour & Material

LAMINATE



Bavarian Beech & Black Ink



Cloud Grey

All sizes in cm	Width	Depth	Height
Executive Desk 1	120.0	60.0	74.0
Executive Desk 2	150.0	75.0	74.0
Executive Desk 3	165.0	90.0	74.0
Executive Desk 4	180.0	90.0	74.0
ERU 1	105.0	45.0	70.5
ERU 2	155.0	45.0	70.5
HDU	128.0	42.5	70.5

Executive Desk 2 comes as a set with ERU 1.

Tambour Door Unit

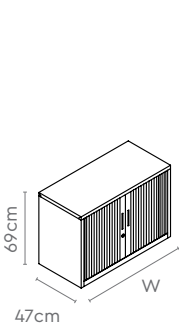


Features

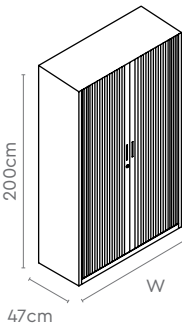
- Tambour's doors roll inwards, preventing blockage of space while in use.
- Adds to the aesthetics of your space, thanks to its translucent double shutters.
- Comes with central locking for optimal security.
- Can be paired with a wide range of accessories as per your needs.

Measurements

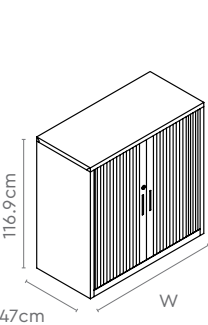
TDU – Variant 1



TDU – Variant 2



TDU – Variant 3



Colour & Material

POWDER COAT



Tex Bond White

All sizes in cm	Width	Depth	Height
TDU – Variant 1	75.0	47.0	69.0/116.9
TDU – Variant 2	90.0	47.0	69.0/116.9/200.0
TDU – Variant 3	120.0	47.0	69.0/116.9/200.0

KD Minor

Features

- The KD Minor provides safe and convenient storage of books, administrative files, stationery etc.
- Comes with two adjustable shelves that can store just about anything, and with a three-way bolting device, and a six-lever lock for maximum security .
- Its all-metal body gives it a classic look and feel.



Colour & Material

POWDER COAT & LAMINATE



Prince Grey + Greystone Light



Cloud Grey + Cloud Grey



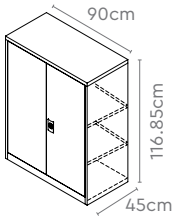
Tex Bond White + Kitami Elm



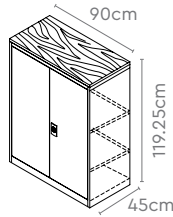
Medieval Town + Malaga Cherry

Measurements

KD Minor (with Metal Top)



KD Minor (with Laminate Top)



All sizes in cm	Width	Depth	Height
KD Minor (with Metal Top)	90.0	45.0	116.85
KD Minor (with Laminate Top)	90.0	45.0	119.25

Gain Pro Storage



- Features**
- Gain Pro Storage optimises floor space, improves workflow, and enriches productivity.
 - No matter the size of the room, every available space, from floor to ceiling and wall to wall, is aptly utilised to meet your storage requirements.
 - Can be paired with any of our secure locking systems, be it Cam, Digital or Numeric locks, now with a three-point locking mechanism.
 - Also available in metal and glass combination door units for displaying awards, books, collectibles and momentos.

In the set
Gain Pro Range



Same height units can be configured to form a single cluster.



Gain Pro

Colour & Material

POWDER COAT



LAMINATE



Measurements

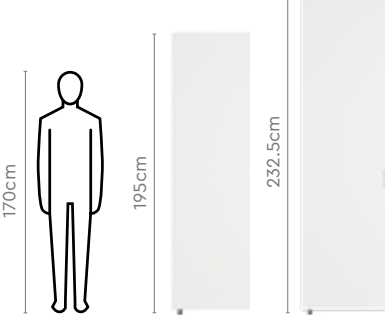
Open Shelf Units



Hinged Door Units



Proportion



Glass Door Units



Combi Units



All sizes in cm	Width	Depth	Height	Main Unit
Open Shelf	45.0/60.0/90.0/120.0	45.0	195.0/232.5	90.0/120.0
Hinge Door (Metal & Wood)	45.0/60.0/90.0/120.0	45.0	195.0/232.5	90.0/120.0
Glass Door	45.0/60.0/90.0/120.0	45.0	195.0/232.5	90.0/120.0
Combi Door	45.0/60.0/90.0/120.0	45.0	232.5	90.0/120.0

Ace



Design Registered



Ace

Features

- Ace's clean design and aesthetics make it versatile enough to fit into both formal and informal office settings.
- Comes with an adjustable headrest that's cushioned and contoured to provide adequate support.
- The seat is finished with a contoured foam that provides a larger contact area and increased seating comfort.
- The saddle support PU-top adjustable armrests provide soft contours at all the touch points.
- GREENGUARD certified and with 100% VOC-free powder coating.

Measurements



All sizes in cm	Width	Depth	Height	Seat Height
Ace Full Back (with Headrest)	75.0	75.0	109.3 - 124.4	45.5 - 55.5
Ace Full Back	75.0	75.0	95.5 - 105.5	45.5 - 55.5
Ace Conference	70.5	70.5	99.0	49.0
Ace Visitor	65.5	58.2	99.5	48.5

Colour & Material

KNITTED FABRIC SEATING



Pulse

Features

- This workstation powerhouse comes with height as well as tilt adjustable headrest that supports your neck perfectly.
- Its multi-flex active lumbar support enhances comfort by allowing for height adjustment, and the foam-laminated fabric lumbar pad moves in accordance to your back's position.
- The armrests are height-adjustable as well, offering superior comfort to your elbows and forearms.
- Offers two seat depth for different body structures.




Design Registered



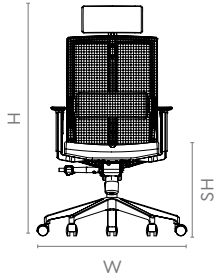
Colour & Material

KNITTED FABRIC SEATING



Measurements

High Back



Mid Back



All sizes in cm	Width	Depth	Height	Seat Height
High Back	76.1	76.1	114.0 – 128.2	44.0 – 54.0
Mid Back	76.1	76.1	98.0 – 108.0	44.0 – 54.0

Versa Canvas



Design Registered



Versa Canvas

Features

- Versa Canvas's ergonomic contour enables long term seating and lets you perform multi-role tasks with ease.
- Comes equipped with an active Bio-Synchro mechanism that sense your body weight and tilts accordingly.
- A T-spine structure supports the contoured chair back, providing flexibility during back height adjustment.
- The wide, soft-edged PU-top armrests provide complete support to your elbows and forearms, and can be height-adjusted as per your need.

Measurements



Design Registered

All sizes in cm	Width	Depth	Height	Seat Height
High Back	76.1	76.1	113.4 - 130.9	44.2 - 54.2
Mid Back	76.1	76.1	96.3 - 113.8	44.2 - 54.2
Visitor	60.9	64.3	98.2	44.6

Colour & Material

FOAM LAMINATED FABRIC SEATING



Principal / Director Room

Page 151
Desking

Page 166
Seating

Coeval



Design Registered

Features

- The Coeval Desk is made using high gloss PU-finish panels, with toughened streak glass modesty for the main desk.
- It's available in multiple options in return units for varied user preferences.
- Comes equipped with a push-to-open mechanism for all drawers.
- Multiple storage options are provided in the form of back units, storage units, and pedestal.
- The Coeval Desk features in-built lights that can be adjusted as per your requirement.

Colour & Material

PU RANGE

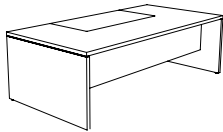


White

In the set above

Coeval Premium Suite

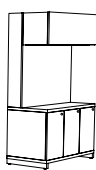
Main Desk



Return Unit 700D



Flap Up Unit

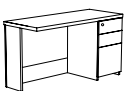


Display Unit



Pair with

Return Unit 550D



Independent Low Height Return Unit



Medium Height Back Unit

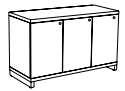


Marvel High Back Chair

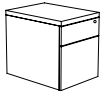
→ Pg 168



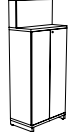
Table Height Back Unit



Pedestal



Wardrobe Unit



Coeval
Premium Suite

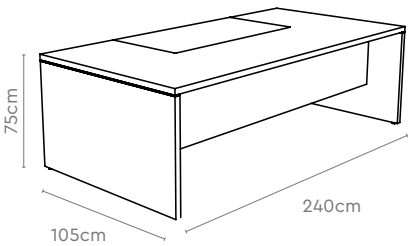
Colour & Material

PU RANGE

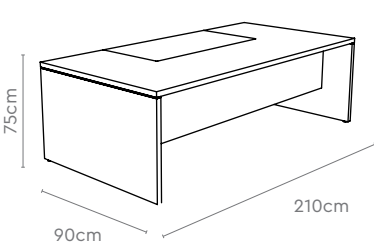


Measurements

Main Desk Option 1

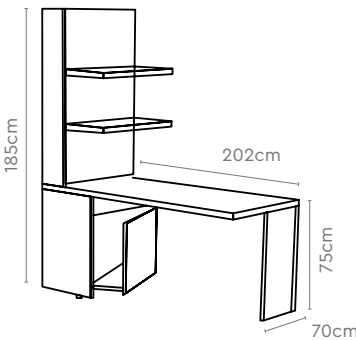


Main Desk Option 2

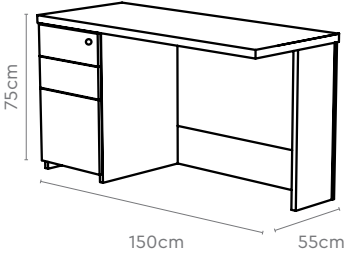


Return Units LH & RH

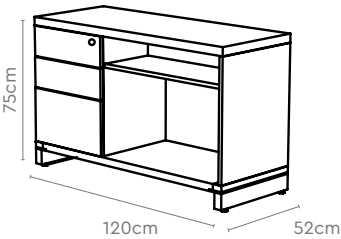
Return Unit 700D



Return Unit 550D



Independent Low Height Return Unit




All sizes in cm	Width	Depth	Height	Height 2
Main Desk Option 1	240.0	105.0	75.0	-
Main Desk Option 2	210.0	90.0	75.0	-
Independent Low Height Return Unit	120.0	52.0	75.0	-
Return Unit 550D	150.0	55.0	75.0	-
Return Unit 700D	202.0	70.0	185.0	75.0

Coeval
Premium Suite

Colour & Material

PU RANGE



Measurements

Medium Height Back Unit

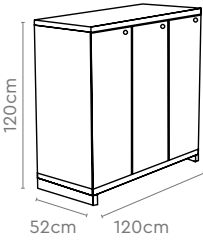
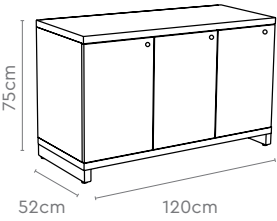
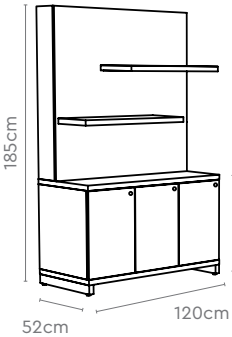


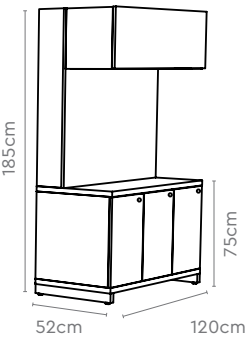
Table Height Back Unit



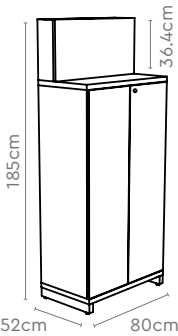
Display Unit



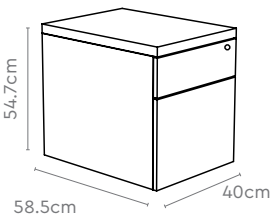
Flap-Up Unit



Wardrobe Unit



Pedestal



All sizes in cm	Width	Depth	Height	Height 2
Medium Height Back Unit	120.0	52.0	120.0	-
Table Height Back Unit	120.0	52.0	75.0	-
Display Unit	120.0	52.0	185.0	75.0
Flap-Up Unit	120.0	52.0	185.0	75.0
Wardrobe Unit	80.0	52.0	185.0	36.4
Pedestal	40.0	58.5	54.7	-

Aristo



Design Registered



- Features**
- The Aristo comes complete with softened corners and chamfered edges that offer user comfort and convenience.
 - Its simple horizontal line pattern and dark wood grains make for an elegant finish.
 - The soft-close sliding doors, with aluminium handles for back units, ensure ease of operation.

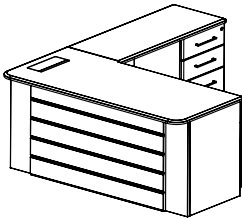
Colour & Material

MEMBRANE & LAMINATE

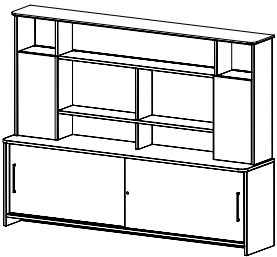


In the set above
Aristo Premium Suite

Main Table + ERU
(with or without Pedestal)

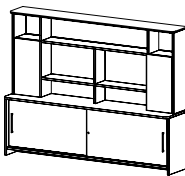


Back Unit 1

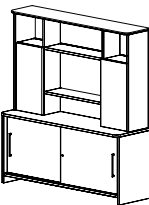


Pair with

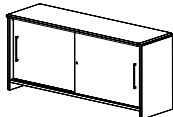
Back Unit 1



Back Unit 2



Back Unit 4



Marvel High Back Chair

→ Pg 168



Aristo Premium Suite

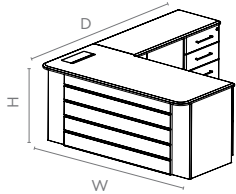
Colour & Material

MEMBRANE & LAMINATE



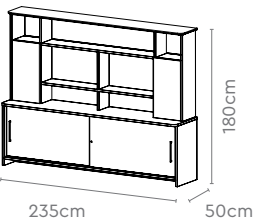
Measurements

Main Table + ERU
(with or without Pedestal)

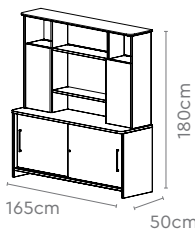


Back Units

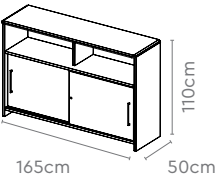
Back Unit 1



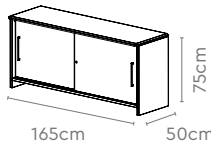
Back Unit 2



Back Unit 3



Back Unit 4



All sizes in cm	Width	Depth	Height
Main Table + ERU with Pedestal	165.0	195.0	75.0
	180.0	210.0	75.0
	210.0	225.0	75.0
	235.0	235.0	75.0
Main Table + ERU (W/o ERU Pedestal)	165.0	165.0	75.0
Back Unit 1	235.0	50.0	180.0
Back Unit 2	165.0/180.0	50.0	180.0
Back Unit 3	165.0/180.0/235.0	50.0	110.0
Back Unit 4	165.0/180.0/235.0	50.0	75.0

Arrive



Features

- A timeless design that exudes class and status with grace.
- A sturdy all-veneer desk with a soft Italian black leather pad on top for a luxe feel.
- Equipped with a pull-out keyboard tray in the main desk.
- Its sleek design comes with a smart case-space that effortlessly slides in. Perfect for storing all your files and papers, and keeps your desk clutter-free.

Colour & Material

VENEER

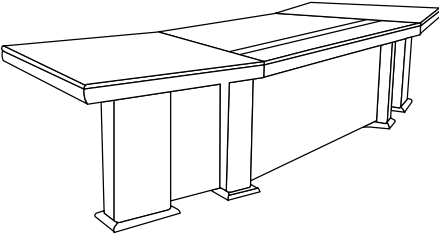


Walnut

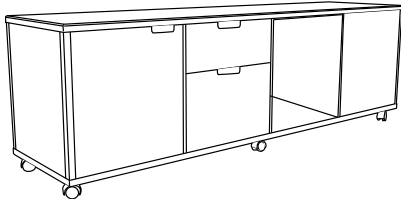
In the set above

Arrive Premium Suite

Main Desk



Mobile Cabinet

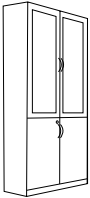


Pair with

Mobile Pedestal



Back Unit



Arrive Premium Suite

Colour & Material

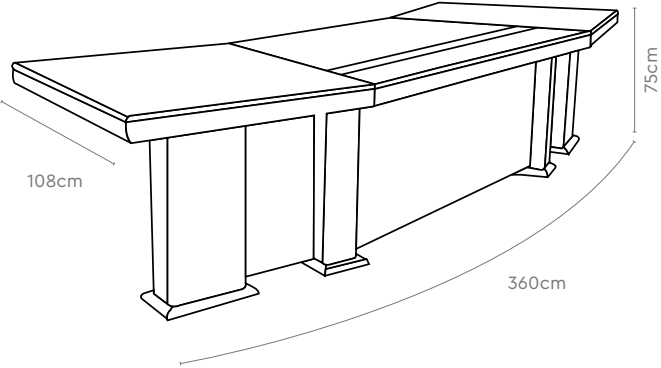
VENEER



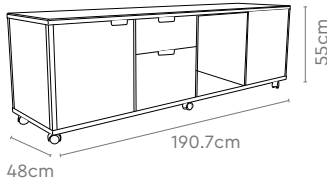
Walnut

Measurements

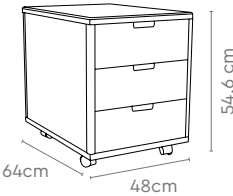
Main Desk



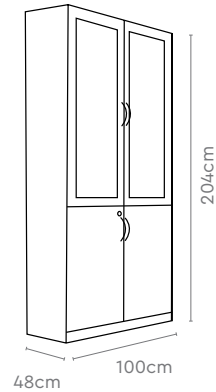
Mobile Cabinet



Pedestal



Back Unit



All sizes in cm	Width	Depth	Height
Main Desk	360.0	108.0	75.0
Mobile Cabinet	190.7	48.0	55.0
Pedestal	48.0	64.0	54.6
Back Unit	100.0	48.0	204.0

Cignus



Design Registered



Features

- The swan-like flowing design of the Cignus desk is aesthetically highlighted with its contrasting colour scheme.
- All of its back units blend seamlessly with the main table, creating a rich and aesthetic office space.
- The flowing lines on the Cignus continue on its modesty, with a slanted cut to the panel that perfectly complements the return unit.

Colour & Material

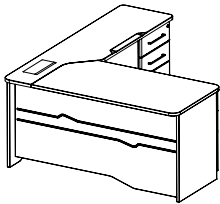
MEMBRANE & LAMINATE



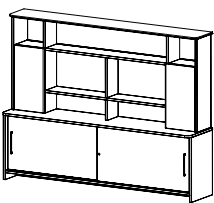
In the set above

Cignus Premium Suite

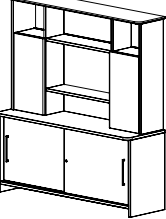
Main Table + ERU
(with or without Pedestal)



Back Unit 1

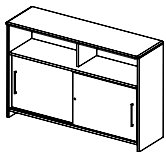


Back Unit 2

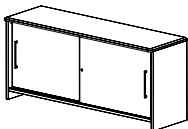


Pair with

Back Unit 3



Back Unit 4



Marvel
High
Back
Chair

→ Pg 168



Cignus
Premium Suite

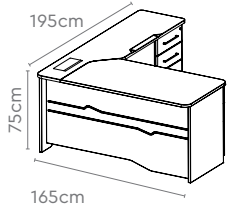
Colour & Material

MEMBRANE & LAMINATE

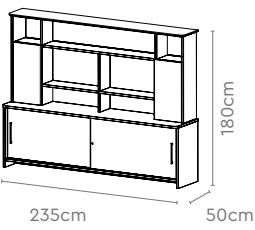


Measurements

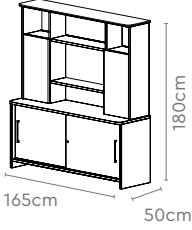
Main Table + ERU
(with or without
Pedestal)



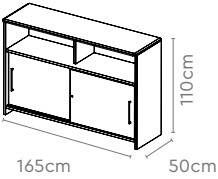
Back Unit 1



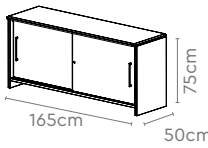
Back Unit 2



Back Unit 3



Back Unit 4



All sizes in cm	Width	Depth	Height
Main Table + ERU with Pedestal	165.0	195.0	75.0
	180.0	210.0	75.0
	210.0	225.0	75.0
	235.0	235.0	75.0
Main Table + ERU (W/o ERU Pedestal)	165.0	165.0	75.0
Back Unit 1	235.0	50.0	180.0
Back Unit 2	165.0/180.0	50.0	180.0
Back Unit 3	165.0/180.0/235.0	50.0	110.0
Back Unit 4	165.0/180.0/235.0	50.0	75.0

Jefferson Presidential Suite



Features

- The Jefferson Presidential Suite earns its name at first sight.
- Crafted with natural Veneer, it's every bit as majestic as it can get.
- Its large curvilinear worktop facilitates quick team meetings and discussions, and is complete with a scratch and stain resistant polyester finish.
- Get the full presidential look with a matching side unit, credenza, and tower case.

Colour & Material

VENEER

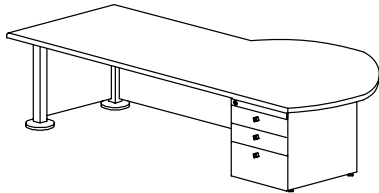


Pamello

In the set above

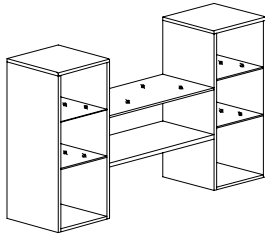
Jefferson Presidential Suite

Executive Desk

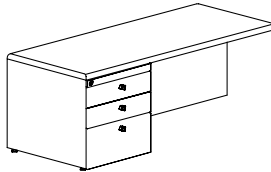


L.H.S R.H.S

Tower Unit

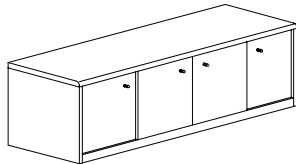


Side Unit



Pair with

Back Unit



Ace Full Back Chair

→ Pg 146



Jefferson Presidential Suite

Colour & Material

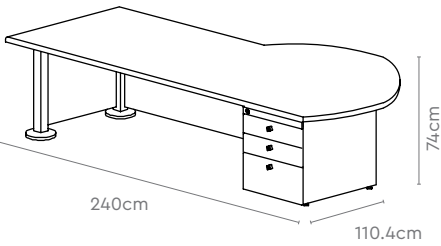
VENEER



Pamello

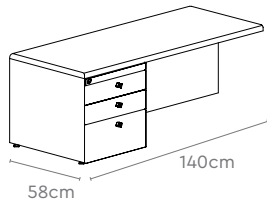
Measurements

Executive Desk

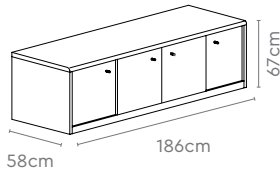


L.H.S R.H.S

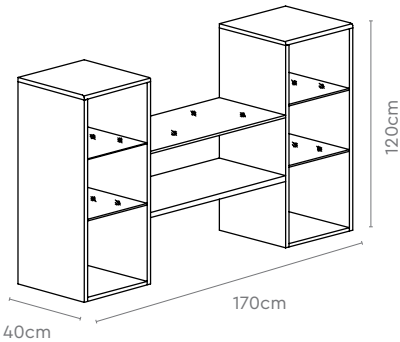
Side Unit



Back Unit



Tower Unit



All sizes in cm	Width	Depth	Height
Executive Desk	240.0	110.4	74.0
Side Unit	140.0	58.0	69.0
Back Unit	186.0	58.0	67.0
Tower Unit	170.0	40.0	120.0

Topaz



Design Registered



Features

- The clean lines on the Topaz desk surface blend well with its raw wood grain and aesthetic door handles.
- Geometric lines run throughout the panel, making optimum use of lighter shades to present a uniform and neat look.
- The unique pattern on the fascia and the modesty panel, ups the style quotient of any space the Topaz sits in.

Colour & Material

MEMBRANE & LAMINATE

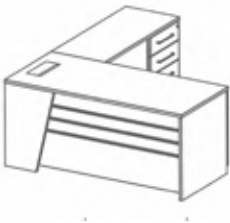


Tiepolo PC & Frosty White

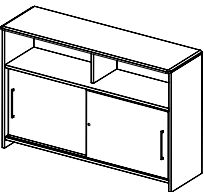
In the set above

Topaz Premium Suite

Main Table + ERU
(with or without Pedestal)

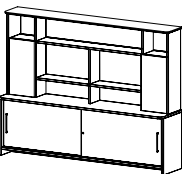


Back Unit 3

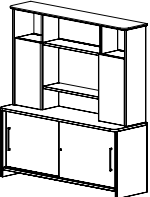


Pair with

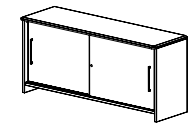
Back Unit 1



Back Unit 2



Back Unit 4



Ace Full Back Chair

→ Pg 146



Topaz Premium Suite

Colour & Material

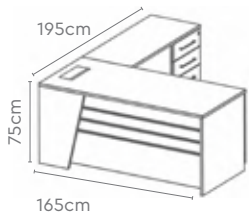
MEMBRANE & LAMINATE



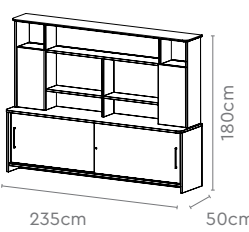
Tiepolo PC & Frosty White

Measurements

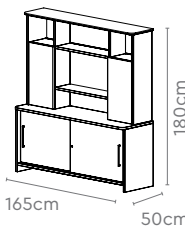
Main Table + ERU
(with or without Pedestal)



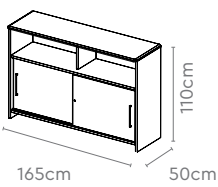
Back Unit 1



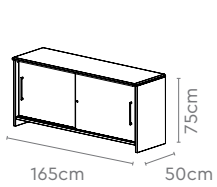
Back Unit 2



Back Unit 3



Back Unit 4



All sizes in cm	Width	Depth	Height
Main Table + ERU with Pedestal	165.0	195.0	75.0
	180.0	210.0	75.0
	210.0	225.0	75.0
	235.0	235.0	75.0
Main Table + ERU (W/o ERU Pedestal)	165.0	165.0	75.0
Back Unit 1	235.0	50.0	180.0
Back Unit 2	165.0/180.0	50.0	180.0
Back Unit 3	165.0/180.0/235.0	50.0	110.0
Back Unit 4	165.0/180.0/235.0	50.0	75.0

Thrill



Design Registered

Thrill

Features

- The Thrill chairs come with a cushioned seat and back for added luxury, comfort, and aesthetics.
- Equipped with a Central Tilt Synchro Mechanism, making it easy to lock the backrest at a comfortable recline angle.
- Comes with armrests that are height-adjustable, rotatable, and can be pushed to the front and back.
- Finished with a tapered back for increased comfort and convenience during long working hours.

Measurements




All sizes in cm	Width	Depth	Height	Seat Height
Thrill Executive HB	77.0	77.0	114.0 – 221.5	45.0 – 54.5
Thrill Executive FB	77.0	77.0	100.0 – 109.5	45.0 – 54.5
Thrill Cushion HB	76.1	76.1	115.0 – 225.0	46.0 – 55.5
Thrill Cushion FB	76.1	76.1	101.0 – 110.5	46.0 – 55.5
Thrill Mesh HB	76.1	76.1	117.5 – 127.5	46.0 – 56.0
Thrill Mesh FB	76.1	76.1	101.5 – 111.5	46.0 – 56.0

Colour & Material

MESH

(Available for Thrill Mesh)



Colour & Material


LEATHERETTE CHAIR

(Available for Thrill Executive & Thrill Task)



KNITTED FABRIC SEATING

(Available for Thrill Task)



Marvel

Features

- Comes equipped with an active Bio-Synchro mechanism that senses your body weight and tilts accordingly.
- A T-spine structure supports the contoured chair back, providing flexibility during the back height adjustment.
- The wide, soft-edged PU-top armrests provide complete support to your elbows and forearms, and can be height-adjusted as per your need.



Colour & Material

LEATHERETTE CHAIR



Black Ink



Camel



Dark Tan



Brown

Measurements

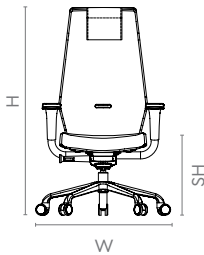
High Back



Mid Back



Visitor



All sizes in cm	Width	Depth	Height	Seat Height
High Back	76.1	76.1	112.7 - 130.2	43.1 - 53.1
Mid Back	76.1	76.1	96.5 - 114.0	43.1 - 53.1
Visitor	60.9	64.2	98.2	44.8

La Sede

Features

- La Sede's contoured lumbar area can be adjusted to suit your back profile, and comes with a five-position tilt limiter.
- Is equipped with an active Bio-Synchro mechanism that senses your body weight and tilts accordingly.
- A T-spine structure supports the contoured chair back, providing flexibility during back height adjustment.
- The wide, soft-edged PU-top armrests provide complete support to your elbows and forearms, and can be height-adjusted as per your need.



Colour & Material

LEATHER



Black Ink



Camel



Dark Tan



Brown



Natural

Measurements

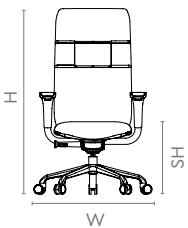
High Back



Mid Back



Visitor



All sizes in cm	Width	Depth	Height	Seat Height
High Back	76.1	76.1	114.0 - 131.5	44.5 - 54.5
Mid Back	76.1	76.1	96.5 - 114.0	44.5 - 54.5
Visitor	60.9	64.7	98.2	46.2

Kareena NXT




Kareena NXT

Features

- The Kareena NXT chair is complete with leather upholstery for a luxurious touch and feel.
- Multiple locking positions make it suitable for different tasks, and its contoured seat maximises body contact area, minimising discomfort.
- Comes with a pneumatic seat height adjustment mechanism, fixed chrome-finished armrests, and a five-pronged die cast aluminium pedestal.

Measurements



All sizes in cm	Width	Depth	Height	Seat Height
High Back (with Headrest)	75.0	75.0	113.5 - 138.0	41.0 - 51.0
High Back (without Headrest)	75.0	75.0	101.0 - 118.0	41.0 - 51.0
Mid Back	75.0	75.0	93.5 - 110.5	41.0 - 51.0
Visitor	51.0	66.5	96.0	48.0

Colour & Material

LEATHERETTE CHAIR



Colour & Material

CREPE FABRIC SEATING (VOILA)



Pisa



Design Registered

Features

- Its elegant, fresh, and eye-catching design creates an inviting environment that puts people at ease.
- The frame structure is made up of moisture, termite, and borer resistant plywood, with the spring assembly attached to it for additional cushioning.
- Upholstered with soft, fine finish, and durable Shaneel fabric.
- Also available in a leatherette variant in Black, for easy maintenance.

In the set above
Pisa Lounge Seating



Pisa

Colour & Material

BREAKOUT FABRIC SEATING



LEATHERETTE SOFA



Measurements

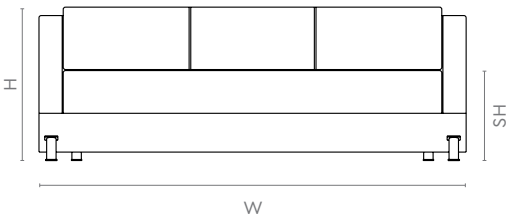
1 Seater



2 Seater



3 Seater



All sizes in cm	Width	Depth	Height	Seat Height
1 Seater	86.0	90.5	85.5	45.0
2 Seater	146.0	90.5	85.5	45.0
3 Seater	206.0	90.5	85.5	45.0

Staff Room

Page 173
Storage

Page 174
Seating

Page 179
Modular
Workstations

Ascend

Features

- Elegant wall-mounted overhead storage cabinets that help declutter workstations, and maximise office space.
- Thoughtfully-designed, they are modular and can be customised to your space.
- The handle-less shutter gives it a sleek look, with the opening contact of the storage conveniently placed at the lowest point.
- Features like soft-closing shutters add to the aesthetic appeal. Classic warm tones of natural wood and neutral-toned metal shutters let these cabinets easily integrate with the overall office aesthetics.



Colour & Material

POWDER COAT

BODY STRUCTURE



Sugar White



Gargoyle

POWDER COAT

DOOR OPTIONS



Sugar White



Gargoyle

PLT

DOOR OPTIONS

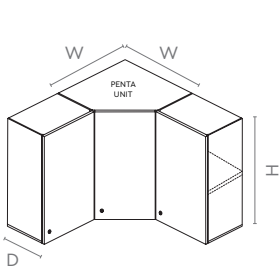
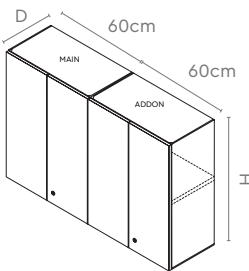
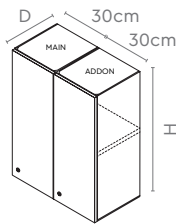


Siam Teak



Riviera Oak

Measurements



All sizes in cm

	Width	Depth	Height
Ascend	30.0/45.0/60.0/90.0	31.0	78.5
Ascend (Penta Corner Unit)	60.0	31.0	78.5

1. Penta Unit can only be installed when two adjacent walls are perpendicular to each other at corner.
2. Penta Unit consists of adjacent width 600mm x 600mm unit with 45 Cut out at front.

Thrill



Design Registered

Thrill

Features

- The Thrill chairs come with a cushioned seat and back for added luxury, comfort, and aesthetics.
- Equipped with a Central Tilt Synchro Mechanism, making it easy to lock the backrest at a comfortable recline angle.
- Comes with armrests that are height-adjustable, rotatable, and can be pushed to the front and back.
- Finished with a tapered back for increased comfort and convenience during long working hours.

Measurements




All sizes in cm	Width	Depth	Height	Seat Height
Thrill Executive HB	77.0	77.0	114.0 – 221.5	45.0 – 54.5
Thrill Executive FB	77.0	77.0	100.0 – 109.5	45.0 – 54.5
Thrill Cushion HB	76.1	76.1	115.0 – 225.0	46.0 – 55.5
Thrill Cushion FB	76.1	76.1	101.0 – 110.5	46.0 – 55.5
Thrill Mesh HB	76.1	76.1	117.5 – 127.5	46.0 – 56.0
Thrill Mesh FB	76.1	76.1	101.5 – 111.5	46.0 – 56.0

Colour & Material

MESH

(Available for Thrill Mesh)



Colour & Material


LEATHERETTE CHAIR

(Available for Thrill Executive & Thrill Task)



KNITTED FABRIC SEATING

(Available for Thrill Task)



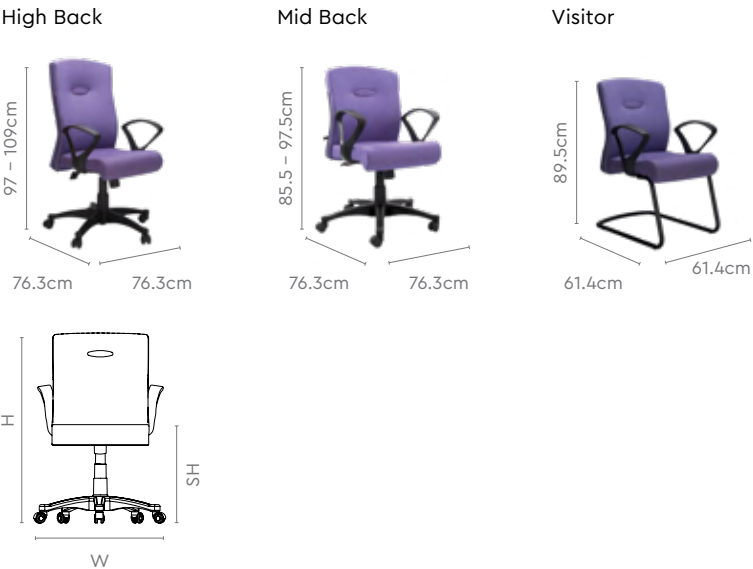
Bravo NXT

Bravo NXT

Features

- Bravo NXT is a family of chairs consisting of a High Back, a Mid Back, and a Visitor, that caters to a variety of needs.
- Thick seat and back cushions in solid pop colours that can brighten up any space.
- Wide contoured seat and back keep you in an upright position, while the centre tilt synchronous mechanism enables tilt tension adjustment.
- Its armrests are made out of Poly Propylene durable material, and comes with 100% VOC-free powder coating.

Measurements



All sizes in cm	Width	Depth	Height	Seat Height
High Back	76.3	76.3	97.0 – 109.0	42.5 – 54.5
Mid Back	76.3	76.3	85.5 – 97.5	42.5 – 54.5
Visitor	61.4	61.4	89.5	46.5

Colour & Material

CREPE FABRIC SEATING

	Milan Red		Garnet		Copper Moon
	Mint Ice		Black Ink		Prussian Blue
	Royal Blue		Dark Tangerine		Orchid Purple
	Blue Iceberg		Azure		Vitamin Bright
	Country Green		Saddle Brown		Earth Stone
	Sunset Sky		Cement Grey		



Motion

Features

- The Motion chair's EasyFlex is an innovative system that enables the user to adopt dynamic body movements while seated.
- The unique flexing and spring back motion of this chair is a result of an evolved design construction and hi-tech compounded engineering plastics.
- The seat and back of this chair are firmly connected to the base frame and are cantilevered in a way that allows multi-dimensional movement.



Patent Filed & Design Registered



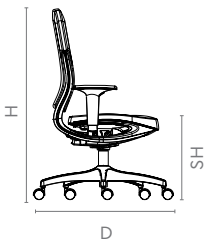
Colour & Material

KNITTED FABRIC SEATING



Measurements

High Back



Visitor



All sizes in cm	Width	Depth	Height	Seat Height
High Back	76.0	76.0	99.5 – 108.8	44.5 – 53.8
Visitor	48.5	58.9	93.3	47.1

Panel-based Systems:
Wish




Design Registered



Features

- A staff room setup with numerous configuration possibilities.
- This contemporary concept is not only pleasing to the eye, but also highly flexible in nature, allowing staff room layouts to be planned around existing oddities within the room.
- It's designed to be able to fit into any staff room layout, by creatively utilising even ungainly outcrops such as pesky columns into the design of the layout.
- This capability of being highly accommodative is possible because of the ingeniously-crafted horizontal panels that comprise its structure.

Details



Pair with

Ace
Full
Back
Chair



→ Pg 146

Desk-based Systems:

Upbeat



Design Registered



Features

- Upbeat is a complete office furniture setup solution, designed to cater to the various settings in workspace.
- Comes with five different leg designs, and a range of screen finishes and looks that can be mixed-and-matched to create unique office spaces.
- Different options for wire management and design accessories add to the flexibility of the workstation offering.
- It also provides an exhaustive range of sizes and configurations which allow users to create clusters on the basis of their needs.
- The configurations that could be created with Upbeat are
 - Regular tables
 - High tables
 - Mobile tables
 - Meeting tables
 - Conference tables

Details



Configurations



Mobile Systems:
Habitat



Design Registered



Features

- Habitat is an all-in-one workspace solution for corporations that place an equal emphasis on aesthetics, functionality, and sustainability.
- It's designed for workspaces that prefer immediate flexibility and reconfigurability of their layouts, which can be done by the user as per their space utility requirements.
- Comes with glass screen panels above worktop level for an open and transparent look.
- You can also opt for different types of glass finishes, like laminated coloured glass, ceramic printed glass etc.
- The tables can be reconfigured, folded, and stacked horizontally as per your utility.
- Accessories like name plate, single and double sided shelf, as well as the magnetic rail on the glass screen are provided to accentuate the aesthetics and functionality of the workstation.
- Clear up floor space by attaching the optional CPU-holder accessory to the panel.

Accessories



MIMO (Mobile Interactive Media Unit)




Mobile Marker Board Screen



Portable Power Post



Ethos Task Light (Floor-Mounted)



Ethos Task Light (Desk-Mounted)



Fold Table



CPU Holder



Name Plate



Open Shelf (Single)



Open Shelf (Double)

Storage-based Systems:
Dfine





Design Registered



Features

- Dfine is a workspace configuration with sliding worktops and monitor holders.
- Its modules can be used for collaborative work when required, as well as individual focused work tables when not in meeting mode.
- Comes with the provision for meeting pods within the workstation clusters, combined with the possibility of having marker surfaces as well as screen mounting facilities.
- The credenza provides ample storage space for files and stationery, while also ensuring that there's room for the CPU or laptop bags.
- Can be structurally configured horizontally or vertically. Flatter layouts to foster team collaboration or taller layouts to convert cabins into private offices.

Details



Pair with

**Ace
Full
Back
Chair**

→ Pg 146



Admin Area

Page 185
Desking

Page 194
Storage

Page 200
Seating

Page 206
**Modular
Workstations**

Reflection



Design Registered




Reflection

Features

- The Reflection reception table comes with a biophilic colour scheme that mirrors natural materials, making your office space feel more timeless and classy.
- The two levels of the table space enable seamless interaction with standing visitors, and with those with special needs.
- Dual-tone desk-front provides ample space to display your branding.
- Grommets included in the desks to tackle cables from landlines and printers.

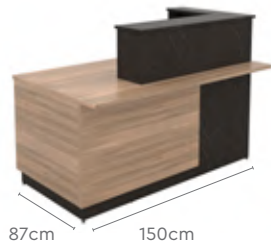
Colour & Material

LAMINATE



Measurements

Linear 5 Feet



Linear 8 Feet



L-Shaped 8 Feet



All sizes in cm	Width	Depth	Height
Linear 5 Feet	150.0	87.0	108.0
Linear 8 Feet	240.0	87.0	108.0
L-Shaped 8 Feet	240.0	177.0/87.0	108.0

T-20 Unitized Table

Features

- The T-20 Unitized table has a clean and minimalistic aesthetic.
- Comes with an integrated switch box for power access, and a soft-closing access flap for easy cable management.
- Available in multiple sizes and module configurations.



Design Registered

Colour & Material

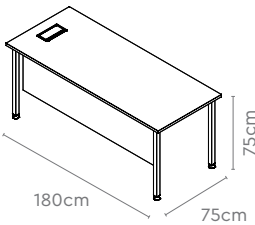
LAMINATE SHADE & POWDER COAT



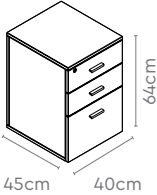
Gargoyle

Measurements

T-20 Unitized Table



Pair with
Wooden Pedestal



All sizes in cm	Width	Depth	Height
T-20 Unitized Table	150.0/180.0	75.0	75.0
	120.0/150.0	60.0	75.0
	135.0	75.0	75.0
Wooden Pedestal	40.0	45.0	64.0

T-22 Unitized Table

Features

- The T-22 Unitized table has a clean and minimalistic aesthetic.
- Comes with an integrated switch box for power access, and a soft-closing access flap for easy cable management.
- Available in multiple sizes and module configurations.



Colour & Material

POWDER COAT



Sugar White

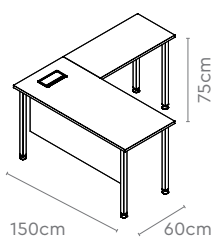
METAL EDGE BAND & POWDER COAT



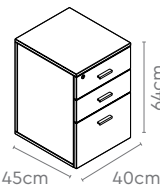
Gargoyle

Measurements

T-22 Unitized Table



Pair with
Wooden Pedestal



All sizes in cm	Width	Depth	Height
T-22 Unitized Table	150.0	60.0	75.0
	150.0/180.0	75.0	75.0
Wooden Pedestal	40.0	45.0	64.0

T-25 Unitized Table

- Features
- The T-25 Unitized table has a clean and minimalistic aesthetic.
 - Comes with an integrated switch box for power access, and a soft-closing access flap for easy cable management.
 - Finished with an integrated storage unit with a drawer and HDU combination, and a modesty panel at the visitor's end.
 - Available in multiple sizes and module configurations.



Design Registered

Colour & Material

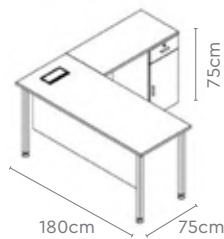
METAL EDGE BAND & POWDER COAT



Gargoyle

Measurements

T-25 Unitized Table



All sizes in cm	Width	Depth	Height
T-25 Unitized Table	150.0	60.0	75.0
	150.0/180.0	75.0	75.0



Trident Junior

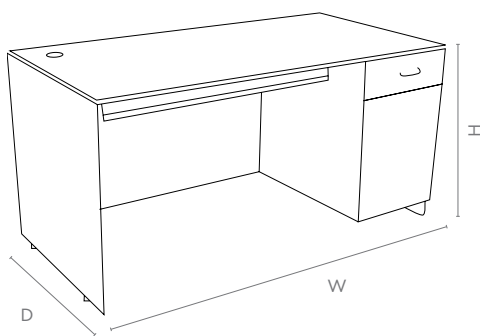


Features

- The Trident Junior is a trendy and compact all-wooden desk.
- Recommended for those who are looking for a compact option that aids productivity, while being easy to use.
- Comes with an in-built lockable drawer underneath the desktop, and an integrated one-hinge door pedestal for storage.

Measurements

Trident Junior



Colour & Material

LAMINATE



Palau Teak & Frosty White

All sizes in cm	Width	Depth	Height
Trident Junior 1	120.0	60.0	74.3
Trident Junior 2	150.0	75.0	74.3

Work

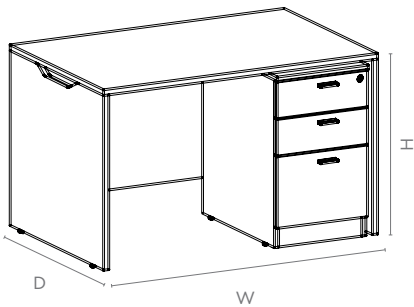


Features

- This all-wooden desk comes equipped with a free-standing three-drawer pedestal for storing files, papers, and personal belongings.
- You can also accessorise it with a CPU trolley and a keyboard pull-out tray.
- Comes with wire management cut-outs on both the side panels for a clutter-free desktop.

Measurements

Work Desk



Colour & Material

LAMINATE



All sizes in cm	Width	Depth	Height
Work Desk 1	120.0	60.0	74.0
Work Desk 2	150.0	75.0	74.0

Enterprise


Features

- The Enterprise office desk has copious storage housed within a compact design.
- Available in a variety of sizes, with the 150 and 165 cm width variants featuring a wooden modesty panel for privacy.
- Wire slots are provided in the top frame for efficient wire management. A vertical and horizontal wire carrier ensures a clutter-free and organised desk space.
- You can accessorise the Enterprise table with a CPU mount, to free up floor space.



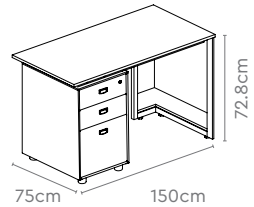
Colour & Material

LAMINATE & POWDER COAT

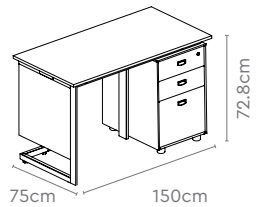


Measurements

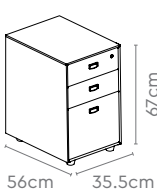
LH Table



RH Table



Pedestal



All sizes in cm	Width	Depth	Height
Executive Desk (LH/RH unit)	120.0	60.0	72.8
	135.0/150.0	75.0	72.8
	165.0	90.0	72.8

Modesty Panel given in 150 and 165cm width variants only.

Enzo

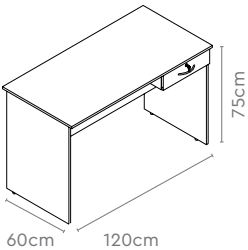


Features

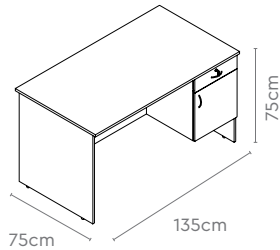
- The Enzo table is a compact all-wooden table that's aesthetic and functional.
- Can be customised with variable drawer combos to meet your specific needs.
- The drawers are lockable to ensure safe storage of all your valuables.

Measurements

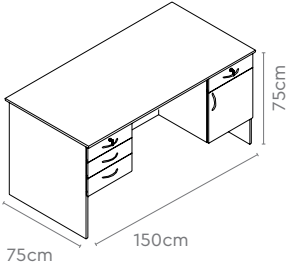
Enzo - Variant 1



Enzo - Variant 2



Enzo - Variant 3



Colour & Material

WOOD



Bavarian Beech

All sizes in cm	Width	Depth	Height
Enzo	120.0	60.0	75.0
	135.0/150.0	75.0	75.0

Panel-based Systems:
Wish



Design Registered



Features

- A workstation with numerous configuration possibilities.
- This contemporary concept is not only pleasing to the eye, but also highly flexible in nature, allowing office layouts to be planned around existing oddities within the workspace.
- It's designed to be able to fit into any office layout, by creatively utilising even ungainly outcrops such as pesky columns into the design of the workspace layout.
- This capability of being highly accommodative is possible because of the ingeniously-crafted horizontal panels that comprise its structure.


Details

- The sleek gapless panels with their proportional visual lines provide the workstations with a modern look and feel.
- Creative layout plans can result in a variety of looks for offices, such as a single colour monolithic look, a classic wooden look, a multicolor tiered look, an artistic acrylic finish, or even a post-modern transparent or translucent glassy look.

Pair with

Ace
Full
Back
Chair

→ Pg 146



Thrill



Thrill

Features

- The Thrill chairs come with a cushioned seat and back for added luxury, comfort, and aesthetics.
- Equipped with a Central Tilt Synchro Mechanism, making it easy to lock the backrest at a comfortable recline angle.
- Comes with armrests that are height-adjustable, rotatable, and can be pushed to the front and back.
- Finished with a tapered back for increased comfort and convenience during long working hours.

Measurements




All sizes in cm	Width	Depth	Height	Seat Height
Thrill Executive HB	77.0	77.0	114.0 – 221.5	45.0 – 54.5
Thrill Executive FB	77.0	77.0	100.0 – 109.5	45.0 – 54.5
Thrill Cushion HB	76.1	76.1	115.0 – 225.0	46.0 – 55.5
Thrill Cushion FB	76.1	76.1	101.0 – 110.5	46.0 – 55.5
Thrill Mesh HB	76.1	76.1	117.5 – 127.5	46.0 – 56.0
Thrill Mesh FB	76.1	76.1	101.5 – 111.5	46.0 – 56.0

Colour & Material

MESH

(Available for Thrill Mesh)



Colour & Material


LEATHERETTE CHAIR

(Available for Thrill Executive & Thrill Task)



KNITTED FABRIC SEATING

(Available for Thrill Task)



Pulse

Features

- This workstation powerhouse comes with height as well as tilt adjustable headrest that supports your neck perfectly.
- Its multi-flex active lumbar support enhances comfort by allowing for height adjustment, and the foam-laminated fabric lumbar pad moves in accordance to your back's position.
- The armrests are height-adjustable as well, offering superior comfort to your elbows and forearms.
- Offers two seat depth for different body structures.



Design Registered



Colour & Material

KNITTED FABRIC SEATING



Milan Red



Black Ink



Prussian Blue



Earth Stone



Royal Blue



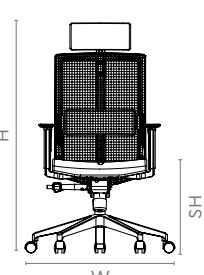
Saddle Brown

Measurements

High Back



Mid Back



All sizes in cm	Width	Depth	Height	Seat Height
High Back	76.1	76.1	114.0 – 128.2	44.0 – 54.0
Mid Back	76.1	76.1	98.0 – 108.0	44.0 – 54.0

Greta 2.0

Features

- The Greta 2.0's minimalistic design and aesthetics lend a sense of style and sophistication to any office space it's in.
- It comes with several in-built ergonomic adjustments that enable comfortable and elongated sitting sessions.
- It's designed to keep you relaxed all day long, and comes equipped with an adjustable lumbar support, seat height, headrest, armrests, multiple back locks, and back tilt positions.
- Conforms to BIFMA X5.1 standards.



Design Registered



Colour & Material

FRAME



White



Jet Black

KNITTED FABRIC SEATING



Royal Blue



Milan Red



Black Ink

MESH BACK



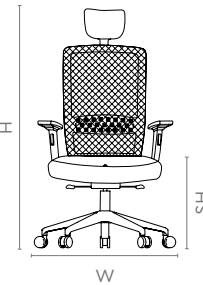
Grey

Measurements

High Back



Mid Back



All sizes in cm	Width	Depth	Height	Seat Height
High Back	76.0	76.0	114.0 – 123.5	43.5 – 54.0
Mid Back	76.0	76.0	95.5 – 105.5	43.5 – 54.0

Diva

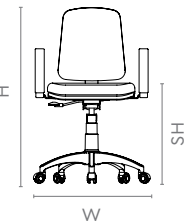


Diva

Features

- The Diva is a mid-sized chair with fabric upholstery.
- Its 'S' profile back provides excellent lumbar support, with a permanent contact tilt mechanism that supports your back whether reclining or sitting upright.
- The pneumatic seat height adjustment raises and lowers chairs quickly and easily.
- Is complete with an ABS cladding on seat and back for increased durability.
- Comes with fixed loop or adjustable T-arms, and a five-star nylon base with twin wheel castors.

Measurements



All sizes in cm	Width	Depth	Height	Seat Height
7045	71.0	71.0	86.1 – 97.1	43.0 – 54.0
7042R	71.0	71.0	80.1 – 91.1	43.0 – 54.0
7043	45.0	54.0	88.5	49.5
7044T	56.0	54.0	88.5	49.5

Colour & Material

CREPE FABRIC SEATING (VOILA)

	Milan Red		Garnet		Copper Moon
	Mint Ice		Black Ink		Prussian Blue
	Royal Blue		Dark Tangerine		Orchid Purple
	Blue Iceberg		Azure		Vitamin Bright
	Country Green		Saddle Brown		Earth Stone
	Sunset Sky		Cement Grey		

Storwel Range

Features

- The Glass Door Storwel provides safe and convenient storage of books, administrative files, stationery etc.
- Comes with four adjustable shelves that can store just about anything, and with a three-way bolting device, and six-lever lock for maximum security.
- The glass door makes it aesthetically appealing, while also helping you identify the contents inside faster.



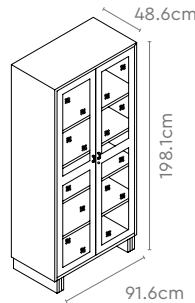
Colour & Material

POWDER COAT

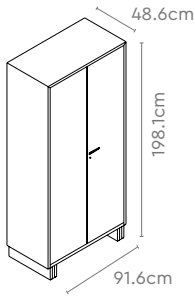


Measurements

Glass Door Storwel



Storwel Plain



All sizes in cm	Width	Depth	Height
Glass Door Storwel	91.6	48.6	198.1
Storwel Plain	91.6	48.6	198.1

Gain Pro Storage Unit

Features

- Gain Pro Storage optimises floor space, improves workflow, and enriches productivity.
- No matter the size of the room, every available space, from floor to ceiling and wall to wall, is aptly utilised to meet your storage requirements.
- Can be paired with any of our secure locking systems, be it Cam, Digital or Numeric locks, now with a three-point locking mechanism.
- Also available in metal and glass combination door units for displaying awards, books, collectibles and mementos.




Colour & Material

POWDER COAT




LAMINATE

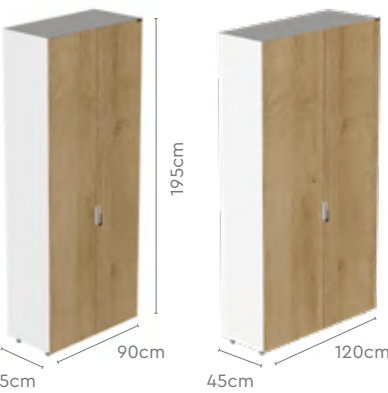


Measurements

Hinge Door (Metal)

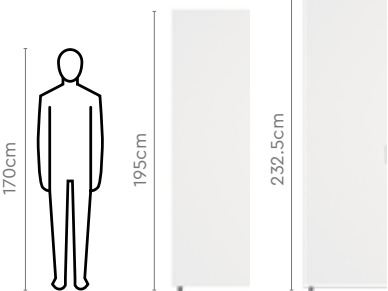


Hinge Door (Wood)



45 and 60 wide units are available as add-ons ONLY.
90 and 120 wide units are available as standalone, main and add-ons.

Proportion



All sizes in cm	Width	Depth	Height
Hinge Door (Metal) – Add on Unit	45.0/60.0	45.0	195.0
Hinge Door (Wood) – Standalone	90.0/120.0	45.0	195.0
Hinge Door (Wood) – Main Unit	90.0/120.0	45.0	195.0/232.5
Hinge Door (Wood) – Add on Unit	90.0/120.0	45.0	195.0/232.5

Optimizer Plus

The Optimizer Plus is an intelligent mobile storage system which saves on aisle spaces unlike other storages. It comes in Push-Pull, Drive, and Power Drive options, complete with the highest standards of safety, security, and ease of use.



Optimizer Plus

Colour & Material

POWDER COAT



Sugar White



Warm Grey

Common Features



Name Tag



Adjustable Shelves

Power Drive



Drive




Push-Pull



Cross Member Back Panel (Left) & Solid Back Panel (Right)


Accessories



Instadex File with Cradle Pair



Rollout Shelf



Hinged Doors with Locking



Stool

Optimizer Plus

With Power Drive



Features

- Equipped with a Smart Touch Control Panel that comes with different functions such as Start, Stop, Reset and Unlock. It is placed at a suitable height for ease of access.
- Is complete with a centralised locking system that ensures maximum security to all your documents.
- A central power switch offers convenience in operation.
- Easy to install as it can be fixed directly on the ground or be embedded in the pavement, which eliminates grouting and prevents civil floor work.
- Its innovative design is in compliance with international safety standards for a better user experience.

Measurements



All sizes in cm	Width	Depth	Height
Optimizer Plus: Power Drive	120.0	40.0	198.0/236.1

Optimizer Plus with Power Drive

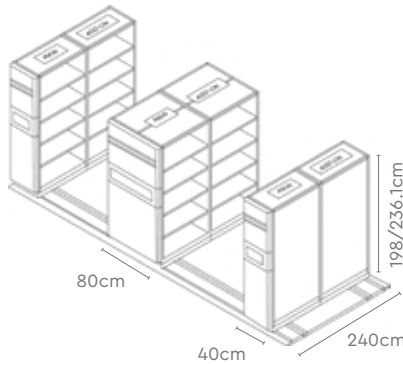
Colour & Material

POWDER COAT

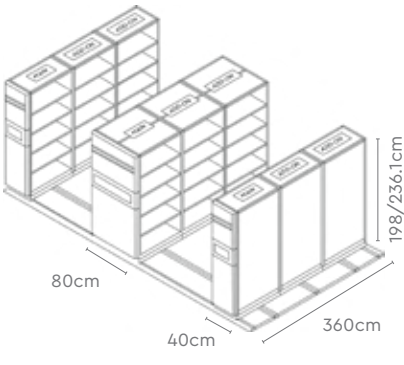


Measurements

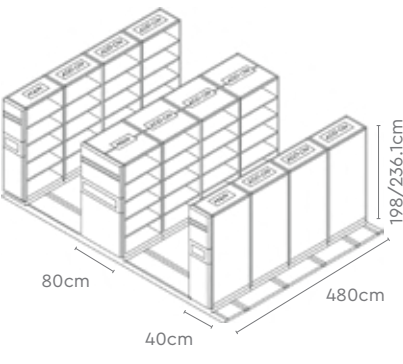
M2 Motorized with Platform



M3 Motorized with Platform



M4 Motorized with Platform



Details



Smart Touch Control Panel



Centralized Locking



Central Power Switch



Wooden Platform

Optimizer Plus

With Drive



Features

- Drive comes with an ergonomically designed and positioned wheel that provides a firm grip for operation, while sprucing up the aesthetics of your storage area.
- Has individual locking knobs for each unit for additional safety.
- The front and rear panels are designed with perforations for ventilation.
- Is complete with a centralised locking system that ensures maximum security to all your documents.
- Easy to install as it can be fixed directly on the ground or be embedded in the pavement, which eliminates grouting and prevents civil floor work.

Measurements



All sizes in cm	Width	Depth	Height
Optimizer Plus: Drive	120.0	40.0	198.0/ 236.1

Optimizer Plus with Drive

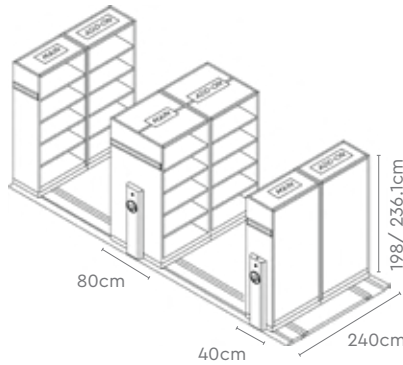
Colour & Material

POWDER COAT

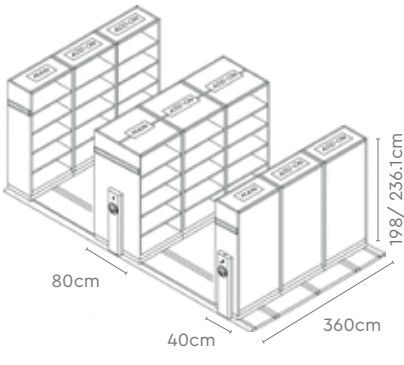


Measurements

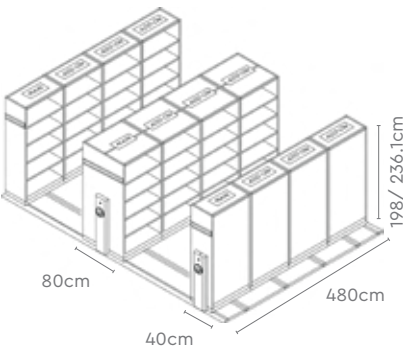
D2 Drive Type



D3 Drive Type



D4 Drive Type




Details



Centralized Locking



Locking Knob on Each Unit



Ventilation Ready



Wooden Platform

Optimizer Plus

With Push-Pull



- Features**
- Push-Pull has a contemporary design that complements any indoor ambience.
 - Comes equipped with C-shaped handles that minimise the effort and facilitate smooth movement of the units.
 - The front and rear panels are designed with perforations for ventilation.
 - Is complete with a centralised locking system that ensures maximum security to all your documents.
 - A locking stiffener is provided on the last unit to lock all units together.



All sizes in cm	Width	Depth	Height
Optimizer Plus: Push-Pull	120.0	40.0	198.0

Optimizer Plus with Push-Pull

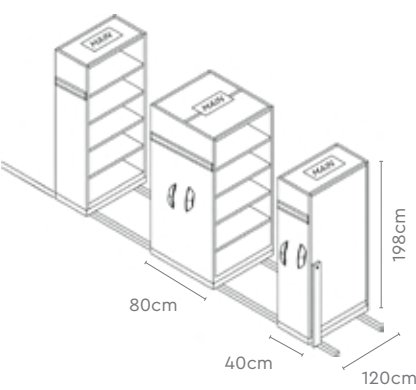
Colour & Material

POWDER COAT

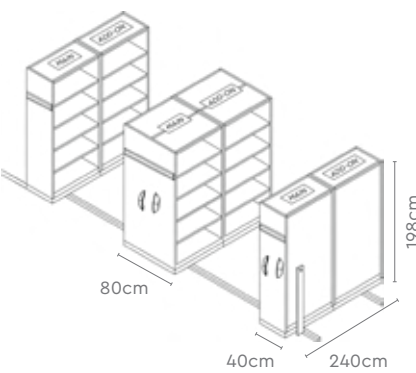


Measurements

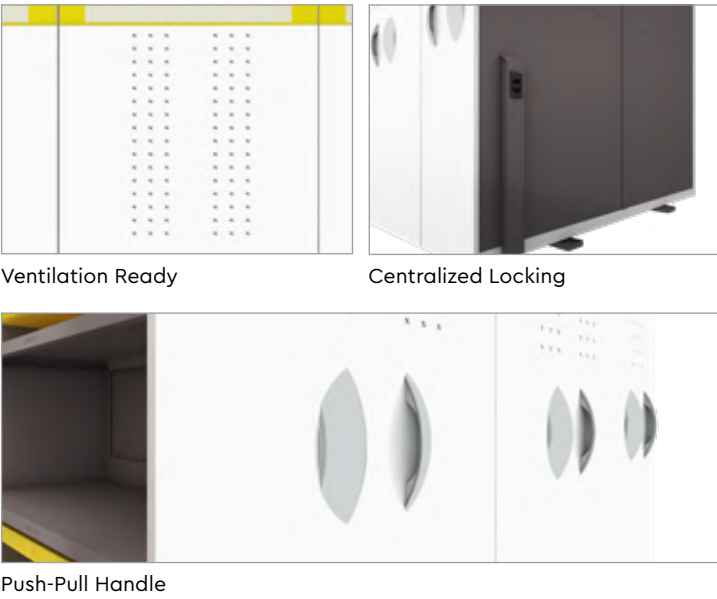
P1 Push-Pull Type



P2 Push-Pull Type



Details



Art And Music Room

Page 209
Storage

Page 210
Seating

Horizontal Plan Filing Cabinet

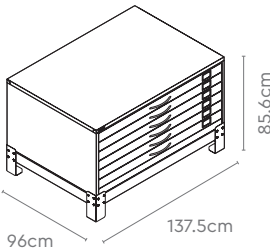


Features

- An ideal architectural storage solution that helps store drawing or plan files laterally.
- It has six drawers with ample storage and label holders for each one.
- It is mounted on a stand with a clearance of 125mm that facilitates easy floor cleaning.
- Its complete knock-down construction with pop-rivets makes it a good solution for quick installation and easy transportation.

Measurements

HPFC



Colour & Material

POWDER COAT



Tex Bond White



Prince Grey

All sizes in cm	Width	Depth	Height
HPFC	137.5	96.0	85.6

Vivid

Features

- A luxe-looking chair available in vivid colours with brilliant sheen brightens up any office space.
- Cantilevered base with contoured backrest adds to the aesthetics and provides comfort seating.
- The compact design without armrests uses minimum space and makes it easy to move chairs around in break rooms and conference areas.
- Upholstered in leatherette for easy cleaning and maintaining.



Design Registered

Colour & Material

LEATHERETTE SOFA & POWDER COAT

VIVID CHAIR

Leaf Green

Dark Tangerine

Cardinal


Vivid Cerulean

Horizon

Slate Grey

Measurements

Vivid



Quarter Rear View



Quarter Right View



Measurements

All sizes in cm	Width	Depth	Height
Vivid	43.5	56.5	87.5

EezySit



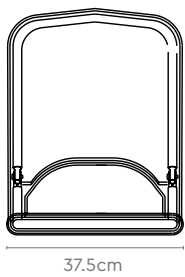
Design Registered

Features

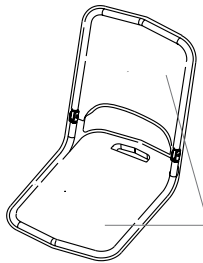
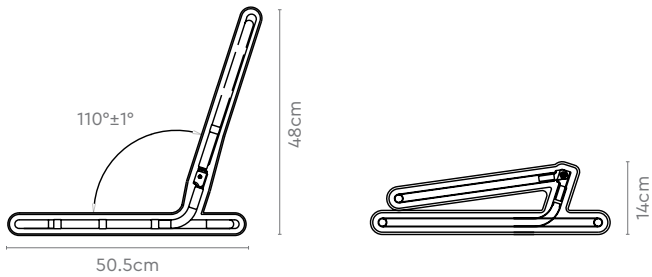
- EezySit's ergonomic design ensures the right posture whether you are working or simply lounging.
- It's designed for durability, complete with a high tensile coated mesh fabric that allows ample cross ventilation and is fungus and UV resistant.
- Its solid frame, firm back, and twin-layer breathable fabric make it an ultra-comfortable seating solution with even weight distribution.
- The size of the chair allows it to be placed in almost any kind of space and the foldable frame helps in easy storage.

Measurements

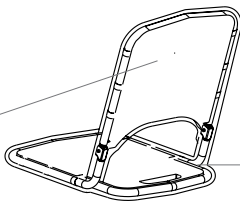
Open Seat Back Condition



In Closed Condition



Upholstered Sandwich Knitted Fabric (Facia Side)



Upholstered Black Polyester Lining Fabric (Rear Side)

Colour & Material

MESH FABRIC

Chestnut

All sizes in cm

	Width	Depth	Height
EezySit – Open	50.5	37.5	48.0
EezySit – Close	50.5	37.5	14.0

Conference Room

Page 213
Desking

Page 219
Seating

Unitized

Mingle Range

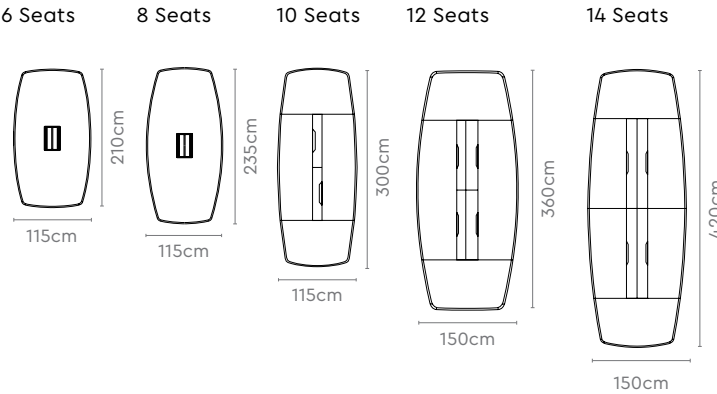


Features

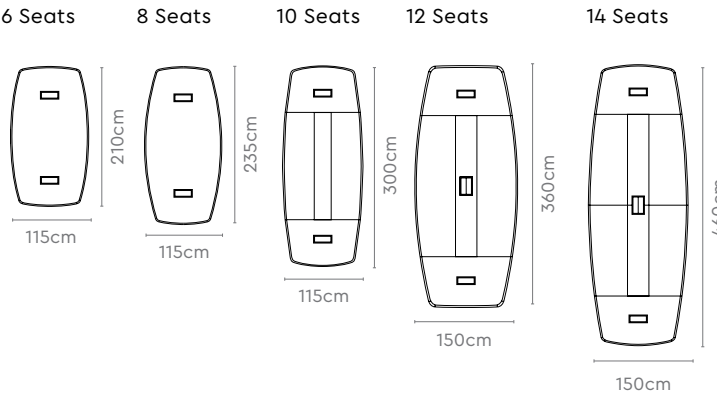
- The Mingle – Unitized comes equipped with a soft-closing wooden access flap for easy power and data connectivity.
- The provision of a concealed wire management system under the worktop keeps yourdesk clutter-free.
- The worktop's shape has been designed specifically to provide optimum screen-view angle, with the AV range containing integrated cable cubby and retractor provision.
- Available in PLT and MEM options. Unitized AV available in MEM option.

In the set Unitized Conference Table

PLT & Membrane Range




AV Range



Colour & Material

PLT RANGE



MEMBRANE RANGE



Conclave



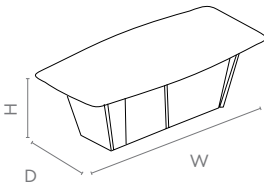
Design Registered

Features

- This classy table is complete with a black back-painted glass top, made out of 12 mm thick toughened glass.
- Plug-and-play data and power points available for individual users, with an in-built concealed wire management system for a clean, neat, and clutter-free tabletop.
- Additional concealed storage available to keep supporting material within reach during discussions.

Measurements

8 Seater (Conclave)



Pair with

Marvel Mid Back Chair

→ Pg 168



Colour & Material

LAMINATE



Black Ink

All sizes in cm

8 Seater Curve

Width

240.0

Depth

120.0/150.0

Height

75.0

Elegance AV

Mingle Range

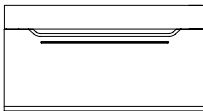


Features

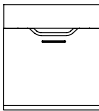
- Elegance AV is a modular conference table that can be configured to accommodate as many seats as you want it to.
- Its cantilever module design provides ample leg space for comfortable meetings.
- Comes with a full length soft-closing wooden access flap for easy power and data access. The provision of a power module under the worktop keeps your desk clutter-free, and contains integrated cable cubby and retractor provision.
- Available in PLT and MEM options.

In the set Elegance AV Conference Table

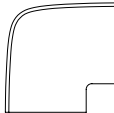
Straight (Main/Shared/End of LH & RH)



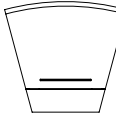
Straight (Shared)



Corner Module



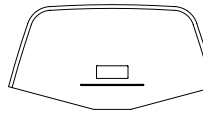
V1 Corner



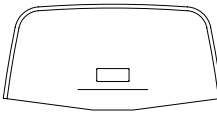
V2 Corner



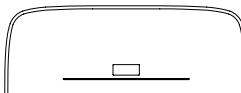
V1 Head Module



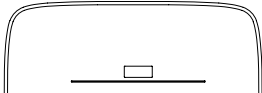
V2 Head Module



H1 Head Module (1800mm)



H2 Head Module (2360mm)



Colour & Material



Tobacco Ash & Orchidea Nera Supermatt

Pair with

La Sede Mid Back Chair

→ Pg 169



Elegance AV

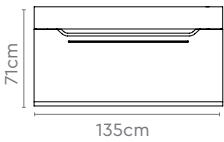
Closed Layout

H1 Head Module

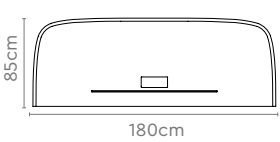


Measurements

Straight
(Main/Shared/End of LH & RH)



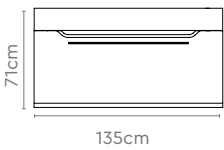
H1 Head Module
(1800mm)



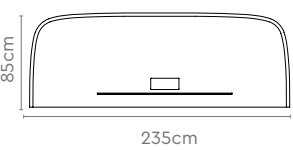
H2 Head Module



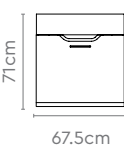
Straight
(Main/Shared/End of LH & RH)



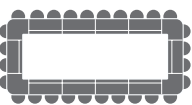
H2 Head Module
(2350mm)



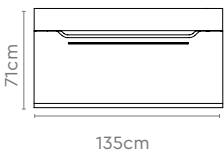
Straight
(Shared)



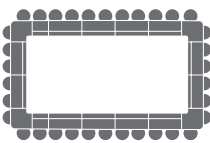
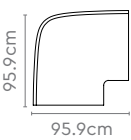
Corner Module



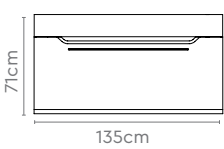
Straight
(Main/Shared/End of LH & RH)



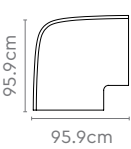
Corner Module



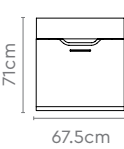
Straight
(Main/Shared/End of LH & RH)



Corner Module



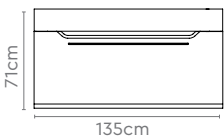
Straight
(Shared)



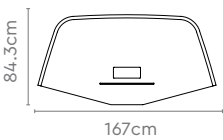
V1 and V2 Head Module



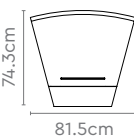
Straight
(Main/Shared/End of LH & RH)



V1 Head Module
(1670mm)

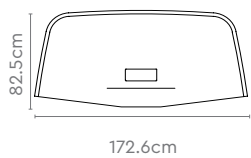


V1 Corner

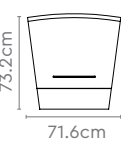


or

V2 Head Module
(1726mm)



V2 Corner



Elegance AV

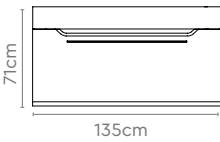
Open Layout

H1 Head Module

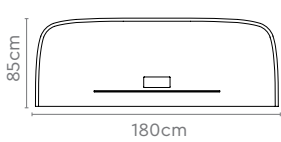


Measurements

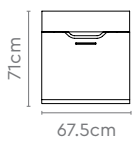
Straight
(Main/Shared/End of LH & RH)



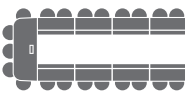
H1 Head Module
(1800mm)



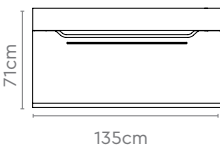
Straight
(Shared)



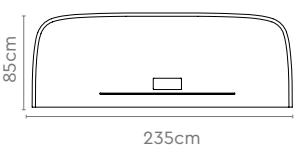
H2 Head Module



Straight
(Main/Shared/End of LH & RH)



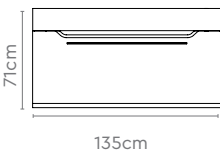
H2 Head Module
(2350mm)



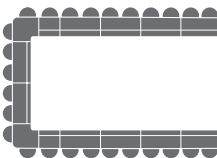
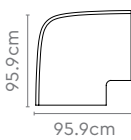
Corner Module



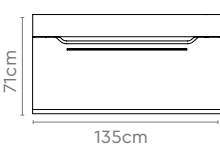
Straight
(Main/Shared/End of LH & RH)



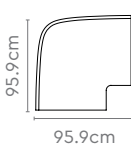
Corner Module



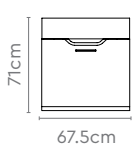
Straight
(Main/Shared/End of LH & RH)



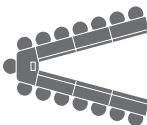
Corner Module



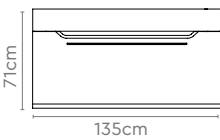
Straight
(Shared)



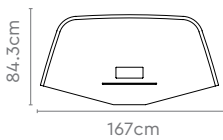
V1 and V2 Head Module



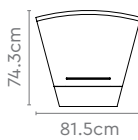
Straight
(Main/Shared/End of LH & RH)



V1 Head Module
(1670mm)

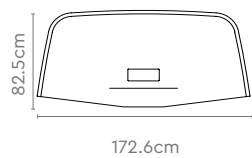


V1 Corner

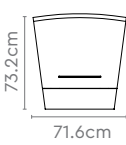


or

V2 Head Module
(1726mm)



V2 Corner



Kareena NXT



Kareena NXT

Features

- The Kareena NXT chair is complete with leather upholstery for a luxurious touch and feel.
- Multiple locking positions make it suitable for different tasks, and its contoured seat maximises body contact area, minimising discomfort.
- Comes with a pneumatic seat height adjustment mechanism, fixed chrome-finished armrests, and a five-pronged die cast aluminium pedestal.

Measurements



All sizes in cm	Width	Depth	Height	Seat Height
High Back (with Headrest)	75.0	75.0	113.5 – 138.0	41.0 – 51.0
High Back (without Headrest)	75.0	75.0	101.0 – 118.0	41.0 – 51.0
Mid Back	75.0	75.0	93.5 – 110.5	41.0 – 51.0
Visitor	51.0	66.5	96.0	48.0



Colour & Material

LEATHERETTE CHAIR

- Black Ink
- Brown
- Camel

Colour & Material

CREPE FABRIC SEATING (VOILA)

- Milan Red
- Garnet
- Copper Moon
- Mint Ice
- Black Ink
- Prussian Blue
- Royal Blue
- Dark Tangerine
- Orchid Purple
- Blue Iceberg
- Azure
- Vitamin Bright
- Country Green
- Saddle Brown
- Earth Stone
- Sunset Sky
- Cement Grey

Regency



Regency

Features

- This stylish chair is a versatile addition to any workspace.
- Regency's central tilt mechanism is responsive to body movements and has comfortable reclining options.
- The ergonomic seat and backrest are made of moulded foam which is soft on first contact yet provides firm support to ensure hours of comfortable sitting.
- Comes equipped with pneumatic height adjustment.
- The 360° swivel mechanism allows for flexible lateral movements without strain.
- Made of 100% VOC-free powder coating and is 99% recyclable.

Measurements



All sizes in cm	Width	Depth	Height	Seat Height
PCH-7001D	76.3	76.3	103.3 - 115.3	44.2 - 54.2
PCH-7002D	76.3	76.3	78.5 - 90.5	44.2 - 54.2
PCH-7003D	59.0	63.0	81.5	45.0
PCH-7004D	52.5	63.0	87.5	45.0

Colour & Material

CREPE FABRIC SEATING (VOILA)

	Milan Red		Garnet		Copper Moon
	Mint Ice		Black Ink		Prussian Blue
	Royal Blue		Dark Tangerine		Orchid Purple
	Blue Iceberg		Azure		Vitamin Bright
	Country Green		Saddle Brown		Earth Stone
	Sunset Sky		Cement Grey		

Lounge/ Counseling Room

Page 225
Desking

Page 226
Storage

Page 227
Seating

Topo Range

Topo Circle



Topo Recta



Topo Square



Topo Bite



Topo Facet



Design Registered

Features

- The Topo Range of tables come with a Corian finish in basic geometric shapes.
- Its colour combinations make this range an attractive addition to social spaces.
- Understructure is made of ERW Tube with 40-60 micron powder coating.

Measurements

All sizes in cm	Width	Depth	Height	DIA
Topo Circle	-	-	70.0	90.0
Topo Hi Circle	-	-	102.0	90.0
Topo Facet	90.0	90.0	71.2	-
Topo Square	90.0	90.0	72.0	-
Topo Hi Facet/ Hi Square	90.0	90.0	102.0	-
Topo Bite	90.0	83.2	72.0	-
Topo Hi Bite	90.0	83.2	102.0	-
Topo Recta	90.0	120.0	72.0	-

Colour & Material

POWDER COAT



Leaf
Green



Dark
Tangerine



Cardinal



Vivid
Cerulean



Horizon



Slate
Grey

Neo Bookshelf



Design Registered

Features

- The Neo Bookshelf is an individual book display design that can be used to create attractive wall patterns.
- Its interplay of square and rectangular pockets liven up your reading space, while allowing for short, regular and tall books to be on display.
- PU-painted panels that come in a flat-pack design that enable easy transporting of shelves.
- Consists of a combination of 18mm high-density, moisture-resistant fibreboard and FSC-certified seasoned teak wood.

Measurements

All sizes in cm	Width	Depth	Height
Neo Bookshelf	99.1	99.1	32.1

Colour & Material

Leaf Green

Vivid Cerulean

Dark Tangerine

Horizon

Cardinal

Slate Grey



Cue Work Lounge



3 Seater poufs and configurations



Sofas with 700 mm panels



Circular Units with 1200 mm panels



Media Booth Units with 1400 mm panels



Meeting Booth Units with 2100 mm panels



Phone Booth Units with 2100 mm panels

Design Registered

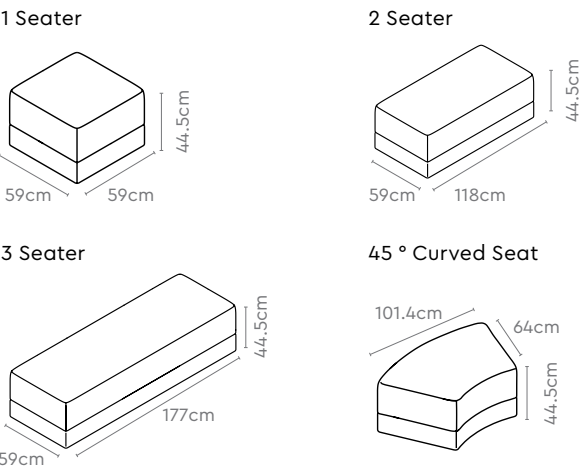
Cue Work Lounge

Features

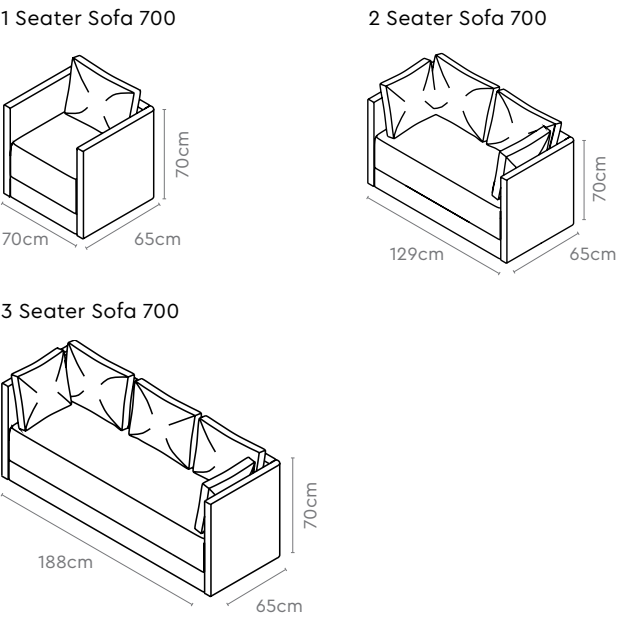
- The CUE Work Lounge comprises standalone horizontal poufs, curved poufs, sofa sets, phone booths, and discussion carriages.
- You can combine these elements in any number of combinations and layouts, creating workspaces that are perfect for your teams and their activities.

Measurements

Seater Poufs



Seater Sofa with 700mm Panels



Colour & Material


SOFA FABRIC SEATING

SEAT



BREAKOUT FABRIC SEATING

PANELS & BASE



All sizes in cm	Width	Depth	Height	Seat Depth
1 Seater	59.0	59.0	44.5	-
2 Seater	118.0	59.0	44.5	-
3 Seater	177.0	59.0	44.5	-
45° Curved Seat	101.4	64.0	44.5	59.0
1 Seater Sofa 700	70.0	65.0	70.0	-
2 Seater Sofa 700	129.0	65.0	70.0	-
3 Seater Sofa 700	188.0	65.0	70.0	-

Design Registered

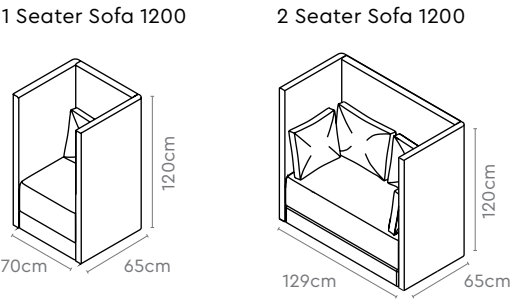
Cue Work Lounge

Features

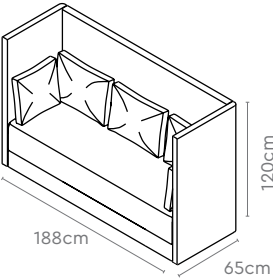
- The CUE Work Lounge comprises standalone horizontal poufs, curved poufs, sofa sets, phone booths, and discussion carriages.
- You can combine these elements in any number of combinations and layouts, creating workspaces that are perfect for your teams and their activities.

Measurements

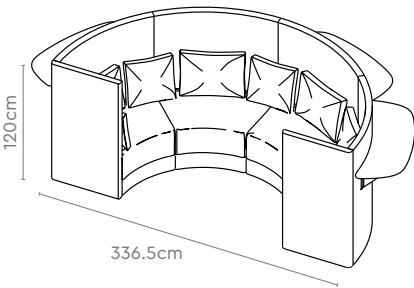
1 Seater Sofa with 1200mm



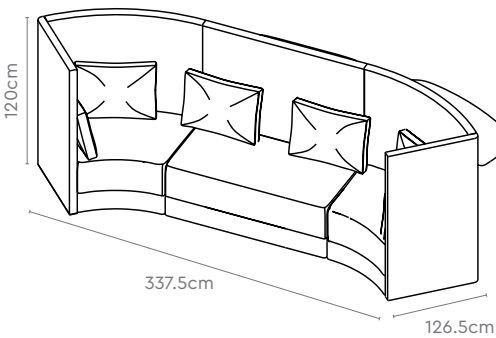
3 Seater Sofa 1200



45 Circular 1200



Media Cluster Small



Colour & Material

SOFA FABRIC SEATING

SEAT



BREAKOUT FABRIC SEATING

PANELS & BASE



All sizes in cm	Width	Depth	Height
1 Seater Sofa 1200	70.0	65.0	120.0
2 Seater Sofa 1200	129.0	65.0	120.0
3 Seater Sofa 1200	188.0	65.0	120.0
Media Cluster Small	337.5	126.5	120.0
45 Circular 1200	336.5	183.5	120.0

Design Registered

Cue Work Lounge

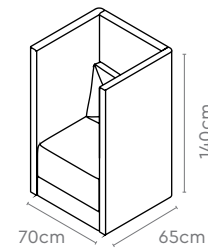
Features

- The CUE Work Lounge comprises standalone horizontal poufs, curved poufs, sofa sets, phone booths, and discussion carriages.
- You can combine these elements in any number of combinations and layouts, creating workspaces that are perfect for your teams and their activities.

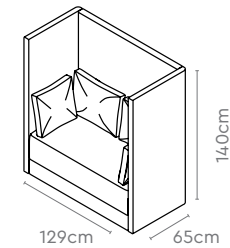
Measurements

1 Seater Sofa with 1400mm

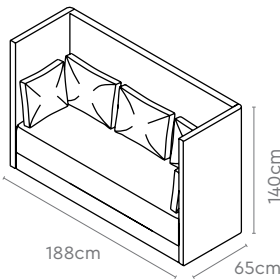
1 Seater Sofa 1400



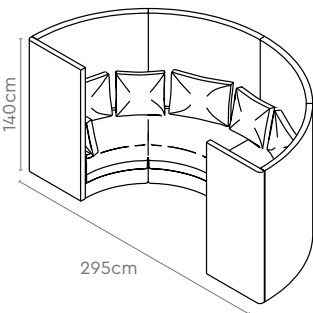
2 Seater Sofa 1400



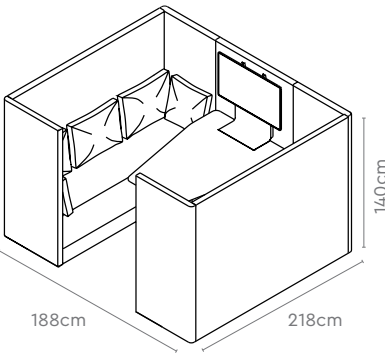
3 Seater Sofa 1400



45 Circular 1400



Media Booth



Colour & Material

SOFA FABRIC SEATING

SEAT




Cardinal




Denim

BREAKOUT FABRIC SEATING

PANELS & BASE



Shadow



Cement Grey

All sizes in cm	Width	Depth	Height
1 Seater Sofa 1400	70.0	65.0	140.0
2 Seater Sofa 1400	129.0	65.0	140.0
3 Seater Sofa 1400	188.0	65.0	140.0
45 Circular 1400	295.0	157.0	140.0
Media Booth	188.0	218.0	140.0

Design Registered

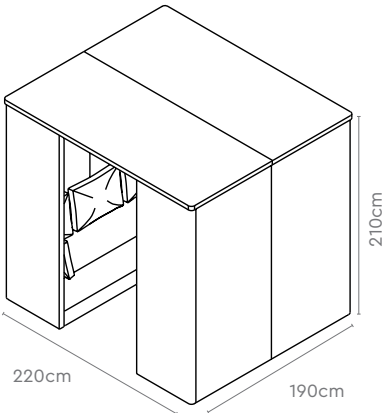
Cue Work Lounge

Features

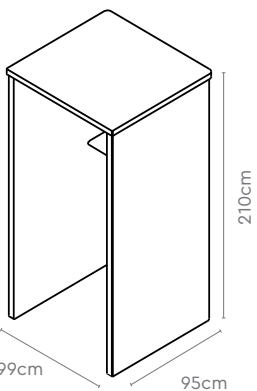
- The CUE Work Lounge comprises standalone horizontal poufs, curved poufs, sofa sets, phone booths, and discussion carriages.
- You can combine these elements in any number of combinations and layouts, creating workspaces that are perfect for your teams and their activities.

Measurements

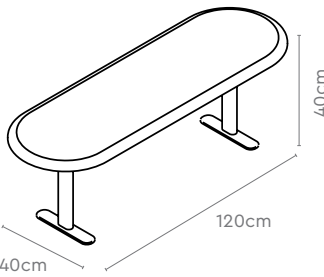
Meeting Booth



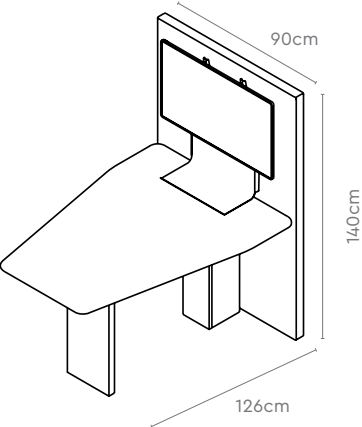
Phone Booth



Tea Table



Media Screen



Colour & Material

SOFA FABRIC SEATING

SEAT




Cardinal




Denim

BREAKOUT FABRIC SEATING

PANELS & BASE



Shadow



Cement Grey

All sizes in cm	Width	Depth	Height
Meeting Booth	220.0	190.0	210.0
Phone Booth	99.0	95.0	210.0
Tea Table	120.0	40.0	40.0
Media Screen	90.0	126.0	140.0

Design Registered

Unwind 3-Seater



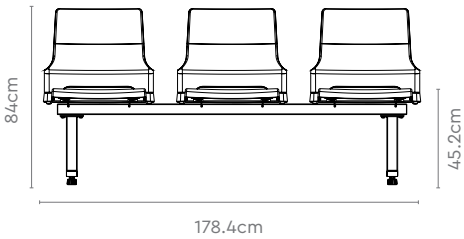
Design Registered

Features

- Comes with wide seats that can easily accommodate cushions for additional comfort.
- The Unwind's flat surfaces make it easy to clean and maintain.
- You will not face any peel-off issues as the poly-propylene edging is injection-moulded in situ.

Measurements

Unwind



Colour & Material

UNWIND RANGE



Aqua Blue



Marigold Yellow



Orchid White



Raspberry Red


All sizes in cm	Width	Depth	Height	Seat Height
Beam Seating	178.4	56.3	84.0	45.2

Graph Range

Features

- Brighten up a dull lobby or add seating to your pantry area with a Graph sofa or bench.
- Comes with a plywood and pinewood understructure, supported on seasoned teak wood legs to create a solid foundation for the cushioning and upholstery.
- Encased power source not only ensures your safety, but also allows you to stay connected and enjoy work without disruptions.

Graph Back 2 Back Sofa



Graph Sofa



Graph Bench



Colour & Material

SOFA FABRIC SEATING

SOFA



Denim & Mink



Cardinal & Mink

BENCH



Cardinal



Mink



Denim

Measurements

All sizes in cm	Width	Depth	Height
Graph Back 2 Back Sofa	90.0/120.0/150.0/180.0	133.5	79.0
Graph Sofa	90.0/120.0/150.0/180.0	70.5	79.0
Graph Bench	50.0/90.0/120.0/150.0/180.0	47.1	44.0

Design Registered

ORBB Range

Features

- This lounge furniture is thoughtfully designed to encourage timely breaks during a workday.
- Gives complete body support with a pouf that doubles up as an ottoman.
- The circular form gives just the right amount of disconnect from the surroundings without cutting off the user's view.
- Its ergonomic structure and materials make it ideal for power naps or more relaxed seating while working.
- Lightweight yet durable structure makes it easy to move around.

ORBB



Design Registered

ORBB Pouf



Design Registered

Colour & Material

LEATHERETTE SOFA

- Leaf Green & Mink
- Cardinal & Mink
- Dark Tangerine & Mink
- Vivid Cerulean & Mink

Measurements

All sizes in cm	Width	Depth	Height	DIA
ORBB	125.0	111.0	88.5	-
ORBB Pouf	-	-	30.0	76.0

Traverse

Features

- The Traverse is designed to accommodate users of all statures, with its large contoured seat and back offering appropriate lumbar support.
- It also provides ample space to relax, making waiting for long hours more comfortable without straining the body.
- A cushion for the seat and back can be added for enhanced aesthetics and comfort. Common arms can also be retrofitted.
- The seat's neat form reduces the chances of tripping.



Colour & Material

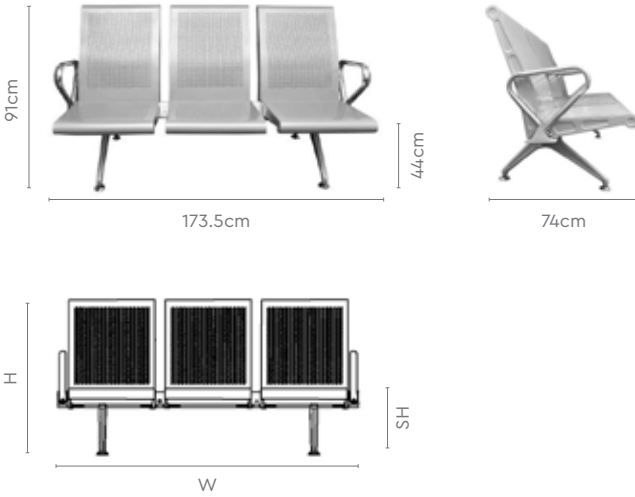
POWDER COATED MILD STEEL
& STAINLESS STEEL



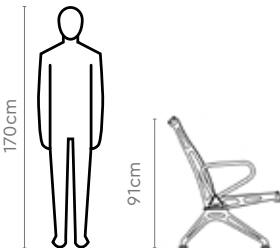
Grey

Measurements

Traverse



Proportion



All sizes in cm	Width	Depth	Height	Seat Height
Traverse	173.5	74.0	91.0	44.0

Matrix



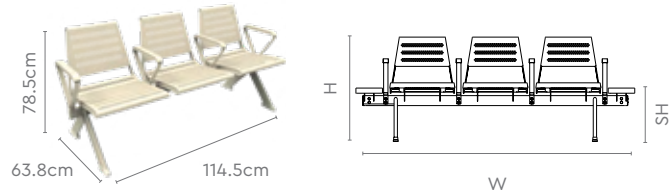
Design Registered

Features

- Owing to its anti-bacterial powder coating, Matrix is best suited for hospitals and healthcare facilities.
- Its wide seat and ergonomic back ensures a relaxed posture.
- It comes with a rounded edge profile in the seat shell, for added safety of those sitting on it. Its unique feet design with integrated aligners adjusts easily even on uneven floors.
- Can be configured in 32 ways as per your requirements.

Measurements

Matrix

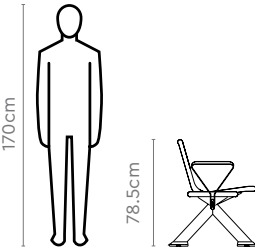


Colour & Material

POWDER COAT



Proportion



All sizes in cm	Width	Depth	Height	Seat Height
MTX2XX/MTX2IX	114.5	63.8	78.5	44.1
MTX2XS/MTX2IS	155.0	63.8	78.5	44.1
MTX3XX/MTX3IX	169.5	63.8	78.5	44.1
MTX3XS	210.0	63.8	78.5	44.1
2 Seater	155.0	63.8	78.5	46.4

Auditorium

Page 238
Seating

Mars

With Desklet

Features

- The Mars training room chair employs a unique stitching technique that contours its upholstery across its seat and back.
- This technique avoids glue usage over the fabric surface, thereby reducing VOC emissions.
- The seat tilts up when not in use, ensuring easy movement between rows.
- This chair adjusts to its user's needs, thanks to its Flexi-back or Synchro Slide feature.
- The desklet is optimised for accommodating notepads and laptops.



Design Registered

Colour & Material

FOAM LAMINATED FABRIC SEATING

Black Ink

Prussian Blue

Saddle Brown

Amethyst Regale

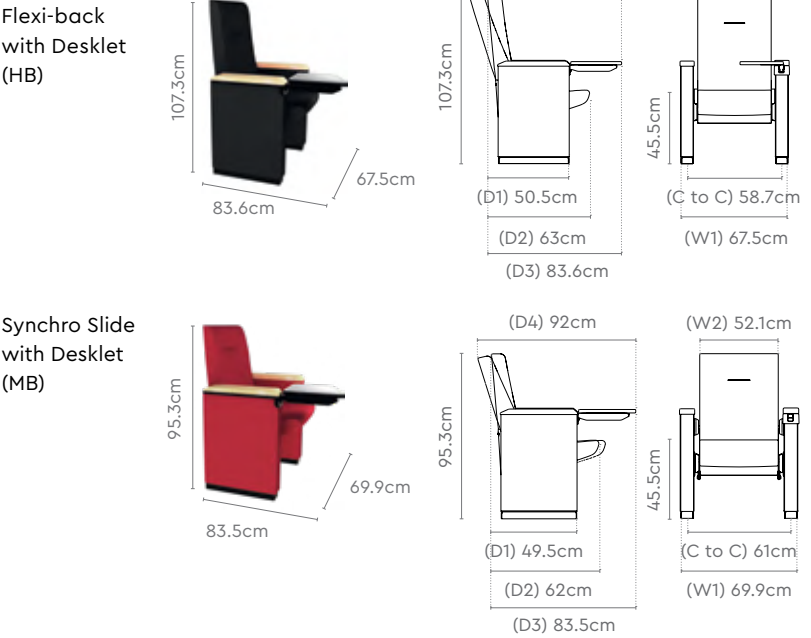
Royal Blue

Garnet

Earth Stone

Vitamin Bright

Measurements



All sizes in cm	Centre To Centre	Width 1, Width 2	Depth 1, Depth 2, Depth 3	Depth 4	Height	Seat Height
Flexi-back with Desklet (HB)	58.7	67.5, 50.7	50.5, 63.0, 83.6	97.6	107.3	45.5
Flexi-back with Desklet (MB)	58.7	67.5, 50.7	50.0, 62.0, 82.7	93.7	95.3	45.5
Synchro Slide with Desklet (HB)	61.0	69.9, 52.1	50.5, 63.0, 84.5	95.5	107.3	45.5
Synchro Slide with Desklet (MB)	61.0	69.9, 52.1	49.5, 62.0, 83.5	92.0	95.3	45.5

Jupiter

Features

- The Jupiter is a modern auditorium seating solution, with a highly functional and aesthetically-appealing design.
- Comes with an understructure that's fixed to the ground by foundation expansion bolts for greater stability.
- Is complete with armrests that are made with seasoned wood, and upholstered with PU foam.
- In short, the Jupiter auditorium chair is where great aesthetics meets superior comfort.



Colour & Material

CREPE FABRIC SEATING (VOILA)

Black Ink

Vitamin Bright

Dark Tangerine

Sunset Sky

Cement Grey

Milan Red

Garnet

Orchid Purple

Royal Blue

Blue Iceberg

Saddle Brown

Country Green

Earth Stone

Copper Moon

Azure

Mint

Prussian Blue

Measurements



All sizes in cm	Width	Depth	Height	Seat Height
High Back (Individual arm)	60.0	64.0	101.0	46.5
High Back (Common arm)	53.0	64.0	101.0	46.5
Mid Back (Individual arm)	60.0	69.0	89.0	46.5
Mid Back (Common arm)	53.0	69.0	89.0	46.5

Glamour NXT

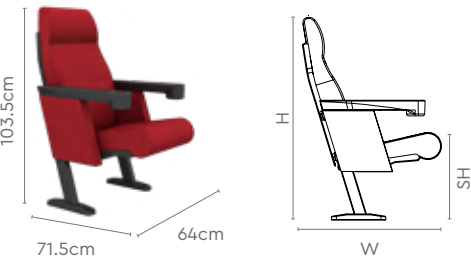


Features

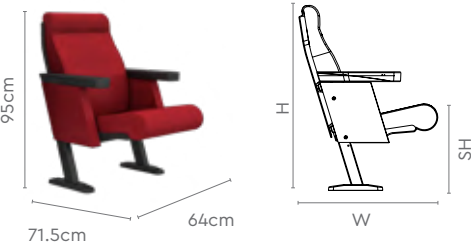
- The Glamour NXT's injection-moulded seats and back covers give it a contemporary look and feel.
- Features auto seat tip-up mechanism for better aisle space utilisation, and PP armrests for ease and comfort.
- Available with and without cup holder options.
- Can be installed in all linear layout space plans.

Measurements

High Back



Mid Back



All sizes in cm	Width	Depth	Height	Seat Height
High Back	64.0	71.5	103.5	44.5
Mid Back	64.0	71.5	95.0	44.5

Colour & Material

FOAM LAMINATED FABRIC SEATING



Venus



Features

- The Venus chair comes equipped with a grouting method that makes for convenient installations and removal, without disrupting the foundation.
- The seat back cover provides extra support for increased durability, and the foundation bolt cover ensures the aesthetic look is maintained.
- Features auto seat tip-up mechanism, and PP armrests for ease and comfort.

Measurements

U Frame



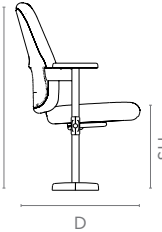
U Frame with Desklet



I Frame



I Frame with Desklet



Colour & Material

BREAKOUT FABRIC SEATING



All sizes in cm	Width	Depth	Height	Seat Height
U Frame	60.9	65.4	98.4	46.2
U Frame with Desklet	62.2	76.3	98.4	46.2
I Frame	60.9	65.4	98.4	46.2
I Frame with Desklet	62.2	76.3	98.4	46.2

Size Mark

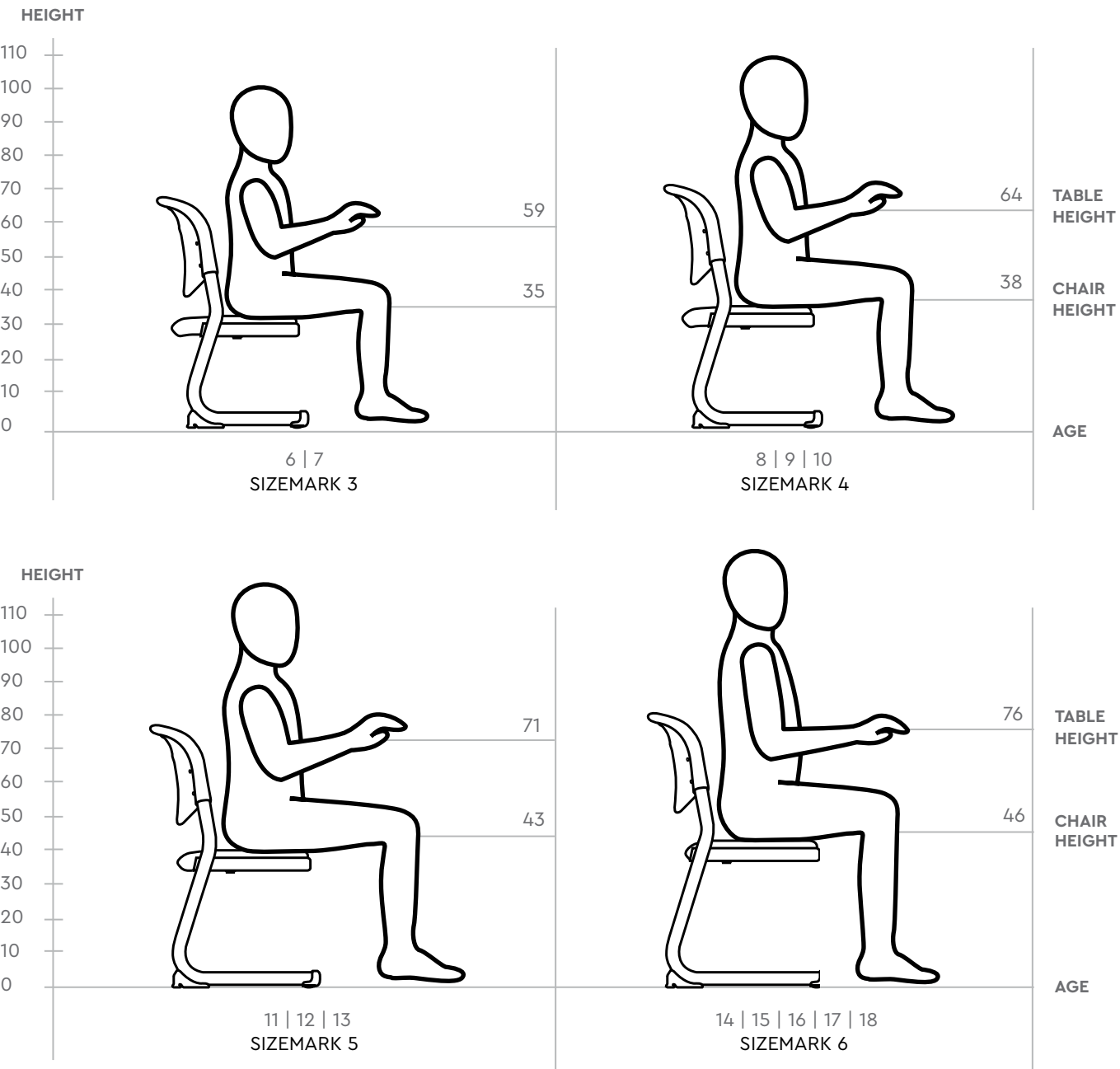
When choosing educational furniture, it is important to ensure that the furniture is the correct size for the student who will be using it. So that they are comfortable and healthy, and that they can get the most out of their education.

Size marks help ensure that users of educational furniture, be it children, or adolescents, are sitting at the correct height for their age and size.

Size Marks For School Furniture

Size marks in school furniture, as specified by IS 4837, are important for standardization, safety, ergonomics, grade-level suitability, and ease of selection. They ensure consistent dimensions, promote comfort and good posture, reduce safety hazards, and simplify the process of choosing appropriate furniture for different age groups in schools.

Specifications Available in 4 sizemarks catering ta ages 6 to 18 years. All sizes in cm




SPECTRUM

THE COLOUR EXPERIENCE

Colours, Materials, Finishes and Textures

Godrej Interio's Colour System — **Spectrum** — presents infinite possibilities for creating fresh and inspiring themes for workplaces. In the following pages, we demonstrate some of these possibilities using a curation of workplace themes, and a glimpse of the 100+ colours, materials, finishes and textures we offer.



Inspired by The Bold Tropics

A tropical colour palette that combines bright green with cardinal red and banana yellow. The overall effect is a bold look that is perfect for a playful space.

Inspired by Glorious Summers

A summer vacation state of mind with pops of colour, a sense of serenity, friends, sun, sand and sea. A refreshing fun-filled break.





Inspired by Whistling Woods

A calming and relaxing colour palette that combines deep and soft blues, lush leaf green, and a mix of natural wood tones.

- FL07 Royal Blue
- FO05 Leaf Green
- LM95 Riviera Oak
- LM98 Thansau Maple
- LM13 Aero Blue

Inspired by Mustard Fields

A vibrant colour palette that combines electric blue with mustard yellow and neutral tones such as white and grey. The blue is a statement of confidence, while the yellow is reminiscent of mustard and sunflower fields.



- PW11 Vivid Cerulean
- LM27 Frosty White
- PW68 Banana Yellow
- LM98 Thansau Maple
- LM03 Cement Grey

Foam Laminated Fabric Seating (FL)

- FL01 Black Ink
- FL04 Prussian Blue
- FL06 Garnet
- FL07 Royal Blue
- FL08 Saddle Brown
- FL10 Earth Stone
- FL14 Vitamin Bright
- FL56 Amethyst Regale

Breakout Fabric Seating (FB)

- FB03 Cement Grey
- FB04 Ink
- FB18 Milan Red
- FB51 Shadow
- Royal Blue
- Black Ink

Sofa Fabric Seating (FS)

- FS04 Denim
- FS05 Leaf Green
- FS20 Cardinal
- FS72 Mink
- Peacock
- Citron
- Flame
- Cement Grey

Crepe Fabric Seating (FC)



FC01
Black Ink



FC02
Dark Tangerine



FC03
Cement Grey



FC04
Prussian Blue



FC06
Garnet



FC07
Royal Blue



FC08
Saddle Brown



FC10
Earth Stone



FC12
Azure



FC14
Vitamin Bright



FC16
Sunset Sky



FC18
Milan Red



FC22
Orchid Purple



FC24
Blue Iceberg



FC25
Country Green




FC42
Copper Moon




FC64
Mint


Knitted Fabric Seating (FK)




FK01
Black Ink




FK03
Cement Grey




FK04
Prussian Blue




FK07
Royal Blue




FK08
Saddle Brown



FK10
Earth Stone



FK18
Milan Red



FK61
Retro Blue

Leatherette Sofa (LS)



LS01
Black Ink



LS02
Dark Tangerine



LS05
Leaf Green



LS11
Vivid Cerulean



LS20
Cardinal



LS48
Slate Grey



LS50
Camel



LS52
Dark Tan



LS74
Horizon




Mink




Brown


Leather (LT)




LT01
Black Ink




LT50
Camel



LT52
Dark Tan



LT53
Brown



LT80
Natural

Leatherette Chair (LC)



LC01
Black Ink



LC50
Camel



LC52
Dark Tan



LC53
Brown



Toffee



Peanut



Tan



Ruben Blue



Black

Net / Micro Mesh / Spacer Fabric Seating (NM & SF)



Plush Fabric (FP)



Unwind Range




PLT



Laminate (LM)




Compact Laminate



Veneer



Membrane Range (MB)



Fabric Modular (FO)

						
FO02 Dark Tangerine	FO03 Cement Grey	FO04 Prussian Blue	FO05 Leaf Green	FO06 Garnet	FO07 Royal Blue	FO08 Saddle Brown
						
FO10 Earth Stone	FO11 Vivid Cerulean	FO12 Azure	FO13 Aero Bue	FO14 Vitamin Bright	FO15 Gargoyle	FO16 Sunset Sky
						
FO19 Indian Red Chili	FO20 Cardinal	FO22 Orchid Purple	FO24 Blue Iceberg	FO25 Country Green	FO28 Boysenberry	FO29 Amethyst
						
FO30 Powder Blue	FO31 Blue Grass	FO33 Tree Mist	FO35 Victorian Gold	FO36 Cream	FO38 Oranger Spark	FO39 Burnt Orange
						
FO41 Young Wine	FO42 Copper Moon	FO44 Warm Grey	FO45 Stone Path	FO46 Roasted Bean	FO47 Champagne	FO54 Fresh Leaf
						
FO55 Plum Pastel	FO57 Baby Blue	FO58 Caspian Sea	FO60 Blue Ivy	FO62 Citrus	FO63 Green Sea	FO65 Conifer
						
FO67 Jungle Cane	FO69 Luminuos	FO70 Fuscia	FO70 Jaipur Pink	FO73 White Sand	FO75 Acron	FO76 Indian Coffee
						
FO85 Granada	FO86 Latte	FO87 Sliver Line	FO88 Caramel			

Powder Coat (PW)

						
PW01 Black Ink	PW02 Dark Tangerine	PW03 Cement Grey	PW05 Leaf Green	PW09 Cloud Grey	PW11 Vivid Cerulean	PW13 Aero Blue
						
PW14 Gargoyle	PW16 Sunset Sky	PW18 Indian Red Chilli	PW20 Cardinal	PW21 Sugar White	PW26 Pebble Stone	PW27 Tex Bond White
						
PW33 Tree Mist	PW44 Warm Grey	PW48 Slate Grey	PW68 Banana Yellow	PW74 Horizon	PW78 Medieval Town	PW81 Sepia Brown
						
PW82 Prince Grey	PW83 Platinum Silver	Matt Taupe White	Snowbell Grey			

Mild Steel

With Pure Epoxy Powder Coating

						
Burgundy	Epp Matt Blue	Harmony Green	Ivory	Lista Blue	RAL White	Royal Ivory

Galvanized Iron


With Pure Epoxy Powder Coating

			
Ivory	Pebble Stone	RAL White	Royal Ivory

PU Range



Beige



Green



Lagoon Blue



Lime Green



Orange



RAL White



Red



Sunshine Yellow



White



Wine



Yellow

Plastic



Azure Blue



Dark Grey



Green



Indian Red Chilli



Leaf Green



Light Grey



Red




Sunset Yellow




Yellow


Polypropylene




Choco



Mystical Green



Simona Grey



Sunshine Yellow



Available in 600 locations in India.

North: Delhi, Chandigarh, NCR, Lucknow

South: Chennai, Bengaluru, Hyderabad, Kochi

West: Mumbai, Ahmedabad, Bhopal, Pune

East: Kolkata, Bhubaneswar, Guwahati, Patna

Godrej & Boyce Mfg. Co. Ltd.

Godrej Interio,
Pirojshanagar, Vikhroli (W),
Mumbai 400 079

Toll Free Number: 1800-209-5511

Email: sales@godrejinterio.com

B2BEDUDOSSISEP23

godrejinterio.com/business



TRA Research
India's
Most Desired Brand
2021
Furniture Category



TRA Research
India's
Most Trusted Brand
2022
Furniture Category



Franchise India
Retail Brand of the Year
2022
Speciality/Furniture
Retail Category



Marksmen Daily
Most Preferred Brand
2022



Marksmen Daily
Brand Of The Year
2023 - 2024

Godrej interio
talk green.
walk green.

An initiative by Godrej Interio,
the first Indian furniture company
with GREENGUARD certified products.

MODULAR FURNITURE . DESKING . SEATING . STORAGE . INTERIORS . LAB . HEALTHCARE . HOME

Follow us on /godrejinterio



The GREENGUARD Certification Program gives assurance that products designed for use in indoor spaces meet strict chemical emission limits, which create healthier interiors. The certification qualifies for LEED credits and IGBC credits.

In keeping with the Godrej policy of continuous development and improvement, the design, dimension and specification may be updated without prior notice or obligations. Form, Colour and Finish of product in this document are representative of design intent and may vary from actual. Colour options depicted in this catalogue are as close to what modern printing processes allow. All dimensions are in 'cm' and are subject to commercial tolerance. Our products are meant for indoor use only.