



Office Furniture

Modular Workstation, Desking, Seating,
Storage, Social Office and more

Workplace Solutions With A Home-like Comfort



With Godrej Interio range of workplace solutions, you can achieve just that and more.

Be it seating, desking, storage, or modular workstations, our state-of-the-art manufacturing processes ensure that every piece of furniture we craft, meets our high standards of comfort and yours.

An effective work environment ensures maximum productivity, while offering utmost comfort. The name of the game is to make the time spent at the desk, not feel like time being spent at the desk. **Because who says you can't make space for life, even as you go about making your livelihood.**



Partnering India In Building A Better Tomorrow.

We are India's largest home & institutional furniture manufacturer since 1936. With a focus on Make in India products, manufactured in state-of-the-art facilities meeting global design, quality and test standards.

Supporting modern nation-building with products, services and initiatives geared towards a greener, healthier, progressive and prosperous future.



125 Years Of Legacy. 1000+ Projects Delivered Annually.







With a rich legacy that spans over 125 years, Godrej is a pioneer across industries in India.

Led by India's largest in-house furniture design team, our aim is to transform spaces with thoughtfully-designed furniture. And our goal is to create brighter homes and offices with products that have the highest design quotient in aesthetics, functionality, and technology.

Godrej Interio at a glance

- India's largest home & institutional furniture manufacturer, since 1936; supporting nation building
- 95% ex-works TOC performance through project tools and dedicated team to ensure on-time project delivery
- Unique customization capabilities
- Winner of 34 India Design Mark Awards till date

Widest product portfolio across product lines

 Seating 47+	 Desking 40+	 Storage 25+
 OPOS 10+	 Healthcare 8+	 Lab 5+

Enforcing Green At Every Step

godrej **interio**
talk green.
walk green.

At Godrej Interio, our sustainability goals are ambitious. We do not just talk, we walk the talk.

We take our work seriously because we know our products and services touch people, transform lives and change the world.

When we add the element of sustainability and green living into what we do, it adds the positivity of hope to the promise of a better future, not only for people but for the planet as a whole.



Materials

- Design For Environment
- Green Materials
- LCA



Transportation

- Green Modes Of Transportation



Manufacturing

- Energy Efficiency
- Zero Waste Water Discharge
- Renewal Energy
- Zero Waste Landfill



In Use

- Low Emitting Products
- Green Certification
- AMC



Packaging

- Flat Packaging
- Right Packaging



End Of Life

- Recycling Program
- Safe Disposal

India's First Net Zero Energy Building.

- CII certified state of the art manufacturing facilities across 6 locations
- Designed for the environment: Cradle to grave journey monitored



Greeneco certifications awarded to Vikhroli and Shirwal Units



Largest Portfolio of Certified Products



128+
Green Pro



59+
Green Guard



37+
GRIHA



18+
BIFMA Level 2



18+
SCS Indoor Advantage Gold

godrej **interio**
wellness@work


Towards Healthier Workspaces

- Team of certified doctors / ergonomists to assist employee health and productivity challenges at workplace
- Ergonomics Program helps organizations improve employee comfort, lowers injuries arising out of sedentary lifestyle at work
- Initiatives help reduce healthcare cost
- Team is backed by research and advisory experience spanning across corporate, government and healthcare organizations



SPECTRUM

THE COLOUR EXPERIENCE



A 21st century workspace calls for environments that are conducive to superior productivity, that inspire learning and evoke creativity.

SPECTRUM by Godrej Interio brings together emerging trends and insights in a comprehensive range of colour shades to aid in creating fresh and inspiring workplaces.

Curated Colour Palettes

Backed By Trends Forecast Research



SPECTRUM showcases an array of colours, materials and finishes such as Laminate, Membrane, Metal, Glass, Fabric, Leather & Leatherette suited to dynamic contemporary work cultures.

Further in this dossier, a dedicated section called SPECTRUM offers a broad view on Indian lifestyle through indicative use cases – to help decision makers in designing a customised palette for their office space that's in sync with their organisation's vision, mission and culture.

Connect with our Business Representative to know more

Theme: Breathe



Theme: Secure



Theme: Culture



Theme: Splendor



Turning Space Into An Interior Turn-key Solution

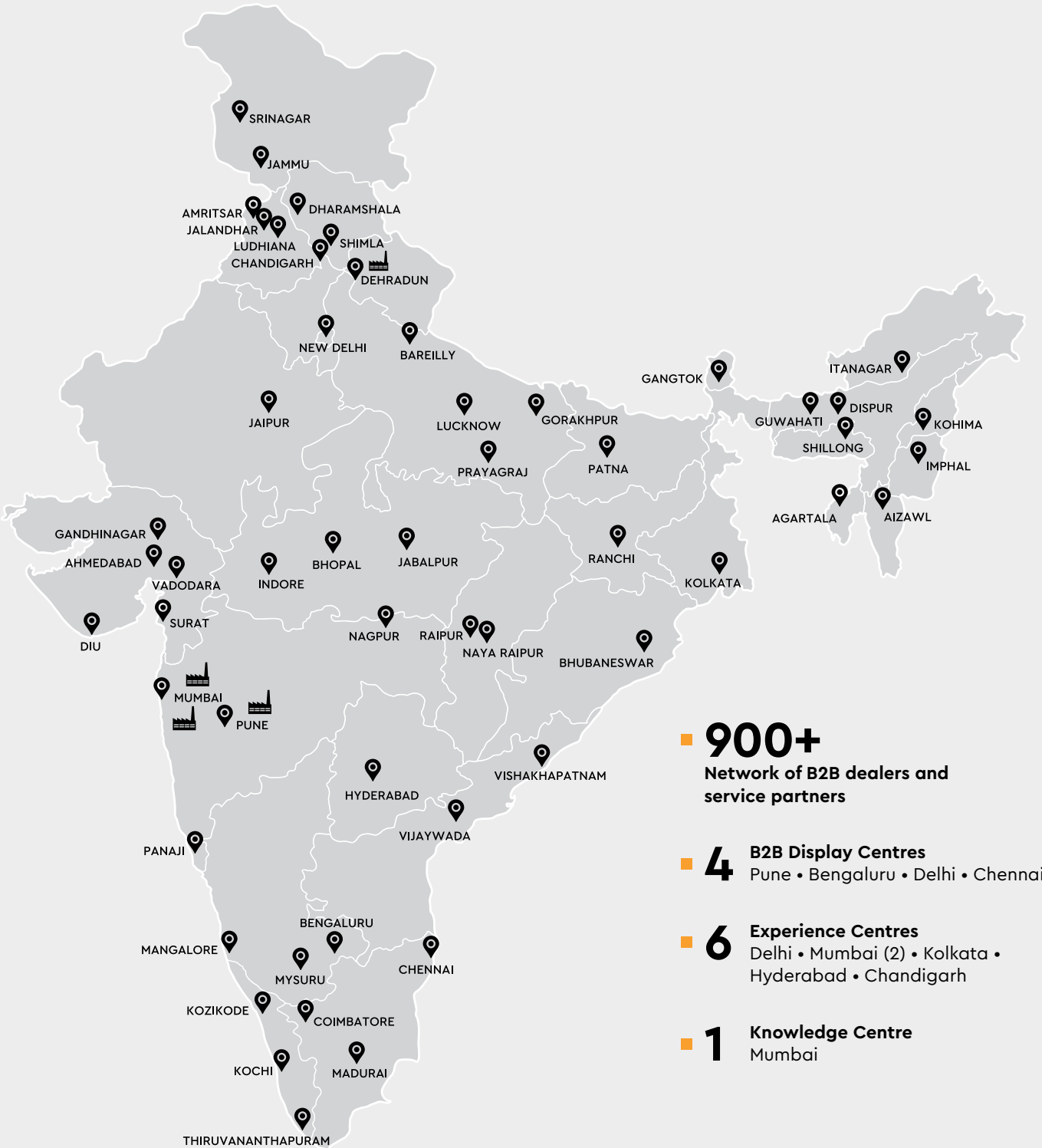


Godrej Interio 360 degree interior solutions handle everything from scratch to finish. Using our extensive understanding of workplace strategies, we are able to provide tailor-made solutions for 1500+ projects.



What We Deliver

- On-time delivery
- Innovative design solutions combine fine aesthetics with smart ergonomics
- No compromise in quantity
- Gamut of services from civil work to interior designing to HVAC to electrical jobs to security systems to LAN and data cabling to video conferencing installation



Our All India Presence

Get complete access to our wide range of workplace solutions across our 900+ dealers and partners in India. Manufactured at our facilities in Vikhroli, Shirwal, Khalapur, Haridwar, and Bhagwanpur, all our workplace products pass through multiple stringent quality checks before they reach you.

Storage

- Page 135

Aisle and Back Storage
- Page 145

Display Storage
- Page 150

Personal Storage
- Page 154

Conventional Storage
- Page 156

High Density Storage

Mobile Caddy

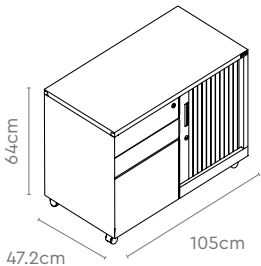


Features

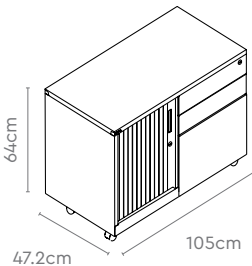
- The Mobile Caddy's complete knock-down construction enables customised arrangements for different work situations.
- It's ideal for both teams and individual requirements.
- Comes with lockable castors for outer body, and an anti-tilt castor for the pedestal, thereby ensuring flexibility and overall stability.
- Available in TDU+RH Drawer or TDU+LH Drawer configurations.

Measurements

Mobile Caddy LH



Mobile Caddy RH



Colour & Material

POWDER COAT

- Tex. Bond White
- Prince Grey

All sizes in cm	Width	Depth	Height
Mobile Caddy	105.0	47.2	64.0

Cell Phone Lockers

Features

- The Cell Phone Locker comes in two variants: 30-door Wall Mounting and 60-door Wall Mounting or Standalone (with aluminium base).
- Comes with a 180 degree opening door for more convenience, and is available in a fully assembled construction.
- Ideal for workspaces with limited wall space.
- Can be used to store cell phone, wallets and other day-to-day valuables, be it at a school, office, or at home.



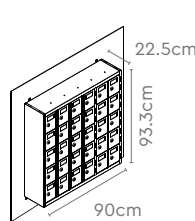
Colour & Material

POWDER COAT

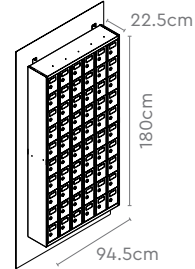


Measurements

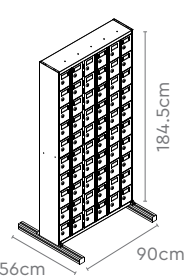
30 Door Locker Wall Mounted



60 Door Locker Wall Mounted



60 Door Locker Stand Fixed



All sizes in cm	Width	Depth	Height
30 Door Locker Wall Mounted	90.0	22.5	93.3
60 Door Locker Wall Mounted	90.0	22.5	180.0
60 Door Locker Stand Fixed	94.5	56.0	184.5

Reserve

Features

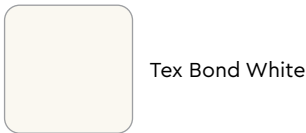
- Individual units which are an ideal fit for aisle-side storage and back units.
- Seamlessly integrate multiple units. Available in LH and RH options, enabling versatile configurations.
- Shared units, used between end units help create optimum storage spaces for all your needs.
- Available with legs as well as skirting options so that you can combine them with your workstation easily.



Colour & Material

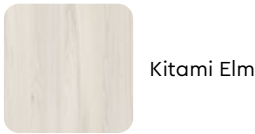
POWDER COAT

METAL BODY



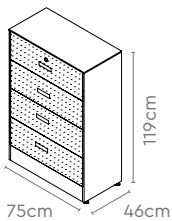
LAMINATE RANGE

WOODEN SHUTTER

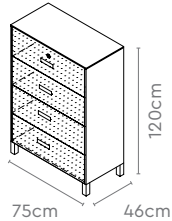


Measurements

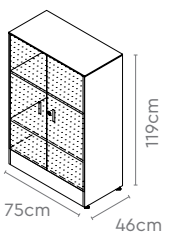
LFC with Skirting



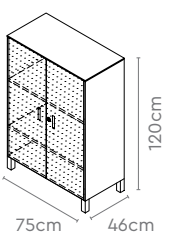
LFC with Legs



HDU with Skirting



HDU with Legs



All sizes in cm	Width	Height
LFC with Skirting	75.0/80.0/90.0/95.0/100.0/105.0	75.0/119.0/134.3
LFC with Legs	75.0/80.0/90.0/95.0/100.0/105.0	75.0/120.0/135.3
HDU with Skirting	45.0/60.0/65.0/75.0/80.0/90.0/95.0/100.0/105.0/120.0	75.0/119.0/134.3
HDU with Legs	45.0/60.0/65.0/75.0/80.0/90.0/95.0/100.0/105.0/120.0	75.0/120.0/135.3

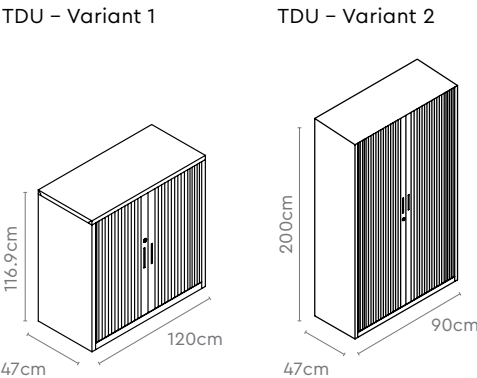
Tambour Door Unit



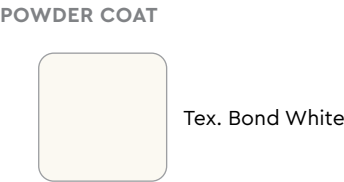
Features

- Tambour's doors roll inwards, preventing blockage of space while in use.
- Adds to the aesthetics of your space, thanks to its translucent double shutters.
- Comes with central locking for optimal security.
- Can be paired with a wide range of accessories as per your needs.

Measurements



Colour & Material



All sizes in cm	Width	Depth	Height
TDU	75.0	47.0	69.0/116.9
	90.0	47.0	69.0/116.9/200.0
	120.0	47.0	69.0/116.9/200.0

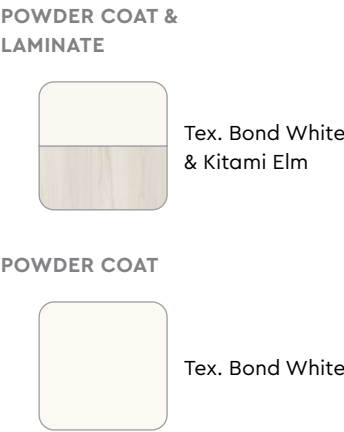
Cushion LFC

Features

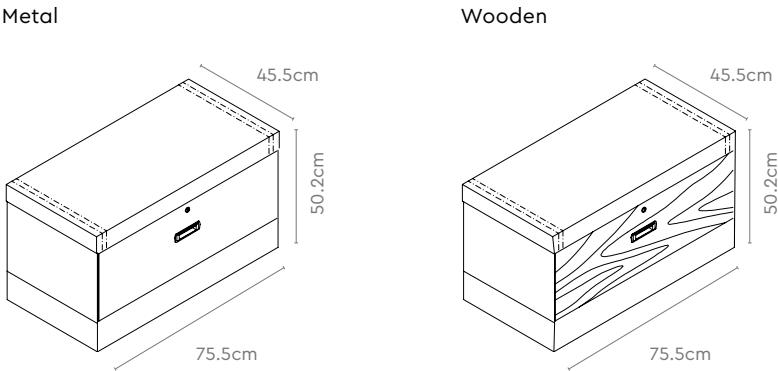
- The precision telescopic slider mechanism makes the drawer movement effortlessly smooth.
- An anti-rebound mechanism helps prevent the drawer from coming out after it is pushed in.
- Comes with an anti-tipping mechanism that allows only one drawer to be opened at a time, helping prevent the cabinet from toppling over.
- Comes in wooden top and metal top. Available with two, three and four-drawer options.
- 100% VOC-free powder coating.



Colour & Material



Measurements



All sizes in cm	Width	Depth	Height
Metal & Wooden	75.5	45.5	50.2

Vertical Filing Cabinet

Features

- The precision telescopic slider mechanism makes the drawer movement effortlessly smooth.
- An anti-rebound mechanism helps prevent the drawer from coming out after it is pushed in.
- Comes with an anti-tipping mechanism that allows only one drawer to be opened at a time, helping prevent the cabinet from toppling over.
- Comes in three colour swatches and two drawer options.



Colour & Material

POWDER COAT

Cloud Grey

Prince Grey

Tex. Bond White

Measurements

2 Drawer VFC

4 Drawer VFC

All sizes in cm	Width	Depth	Height
2 Drawer VFC	47.0	62.0	71.0
4 Drawer VFC	47.0	62.0	132.0

Lateral Filing Cabinet

Features

- The Lateral Filing Cabinet is a minimalistic and sturdy storage option that enables easy access to all your files at one go.
- Ideal for aisles, it comes with anti-tipping and anti-rebound mechanisms to ensure maximum user safety.
- Available in two sizes and drawer configurations to meet all your needs.



Colour & Material

POWDER COAT

POWDER COAT & LAMINATE

Prince Grey

Tex. Bond White

Cloud Grey

Tex. Bond White & Kitami Elm

Prince Grey & Greystone Light

Cloud Grey

Measurements

2 Drawer LFC (with Metal Top)

4 Drawer LFC (with Metal Top)

All sizes in cm	Width	Depth	Height
2 Drawer LFC (with Laminate Top)	90.0	45.0	737.5
2 Drawer LFC (with Metal Top)	90.0	45.0	712.5
4 Drawer LFC (with Laminate Top)	90.0	45.0	134.75
4 Drawer LFC (with Metal Top)	90.0	45.0	132.25

Sliding Door Unit



Features

- Equipped with adjustable shelves that provide flexible space options for various storage needs.
- Its sliding door construction makes the most of your aisle space.
- Snap-on die-cast lock keeps it secure, while making it aesthetic.
- Comes with plastic rollers with steel ball bearings for effortlessly smooth door movement.
- Lower height units come in wooden and metal top options.

Measurements

All sizes in cm	Width	Depth	Height
VSDU-2 (with Metal Top)	90.0	45.0	71.0
VSDU-2 (with Laminate Top)	90.0	45.0	73.5
VSDU-5 (with Metal Top)	90.0	45.0	116.75
VSDU-5 (with Laminate Top)	90.0	45.0	119.25
VSDU-6 (with Metal Top)	90.0	45.0	132.0
VSDU-6 (with Laminate Top)	90.0	45.0	134.5
VSDU-7 (with Metal Top)	90.0	45.0	183.0
VSDU-9 (with Metal Top)	120.0	45.0	71.0
VSDU-9 (with Laminate Top)	120.0	45.0	73.5
VSDU-10 (with Metal Top)	120.0	45.0	86.25
VSDU-10 (with Laminate Top)	120.0	45.0	88.75
VSDU-12 (with Metal Top)	120.0	45.0	116.75
VSDU-12 (with Laminate Top)	120.0	45.0	119.25

Sliding Door Unit

Colour & Material

POWDER COAT



Prince Grey



Cloud Grey



Medieval Town



Tex. Bond White

POWDER COAT & LAMINATE



Prince Grey & Greystone Light



Cloud Grey



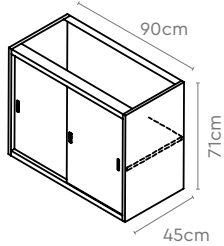
Medieval Town Malago Cherry



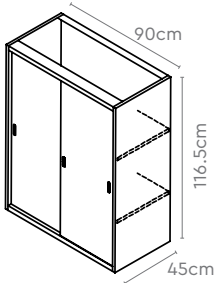
Tex. Bond White & Kitami Elm

Measurements

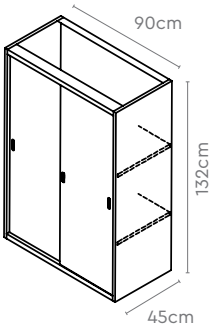
VSDU-2 (with Metal Top)



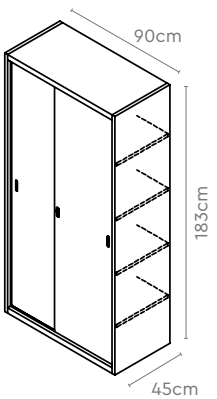
VSDU-5 (with Metal Top)



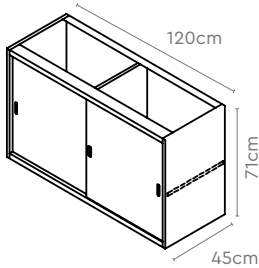
VSDU-6 (with Metal Top)



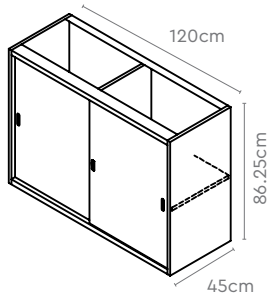
VSDU-7 (with Metal Top)



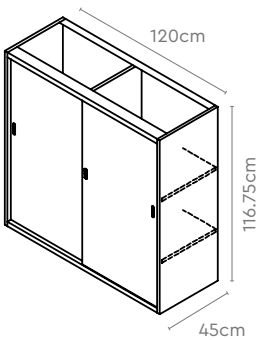
VSDU-9 (with Metal Top)



VSDU-10 (with Metal Top)



VSDU-12 (with Metal Top)



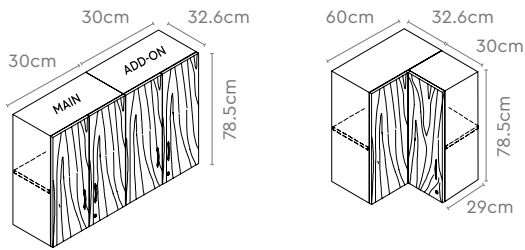
Store Up



Features

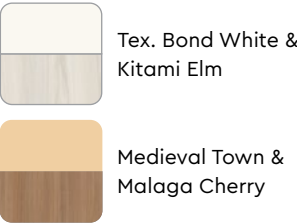
- The Store Up is aesthetically appealing, hassle-free, and ergonomically designed.
- Optimally uses corner spaces while providing ample storage.
- Can be installed in an unending line up with no limit to the number of main plus add-on bodies.
- Made of a sturdy metal carcass structure.

Measurements



Colour & Material

POWDER COAT & LAMINATE



All sizes in cm	Width	Depth	Height
Store Up	30.0/45.0/60.0/80.0/90.0	32.6	78.5

Gain Pro Display Unit

Features

- This display unit has an extensive storage capacity for books, records, files, etc.
- Its minimal style makes it an aesthetic addition to any workspace.
- Being extremely adaptable from floor-to-ceiling and wall-to-wall, it can optimise any space big or small.
- Its versatile modules can be configured as clusters, standalone units or in custom combinations to cater to all your storage needs.



Colour & Material

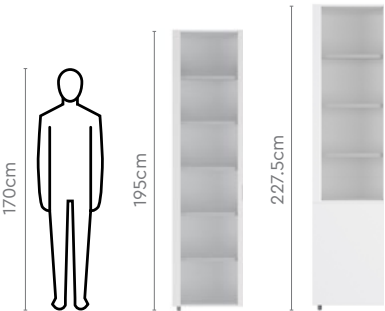
POWDER COAT



Measurements



Proportion



All sizes in cm	Width	Depth	Height
Glass Door	45.0/60.0/90.0/120.0	45.0	195.0/227.5
Combi Door	45.0/60.0/90.0/120.0	45.0	227.5



Design Registered

Radiance



Features

- The Radiance bookshelf is a perfect fit for modern-day libraries, clutter-free break rooms, and savvy media centres.
- It offers a better uniformly distributed load holding capacity per shelf.
- Accessories like the roll-out tray, book separators and name tags provide an enhanced document management experience.
- Its sleek aesthetics complement large and cosy spaces with equal ease and grace.
- Comes with a roll-out tray for better browsing experience.

Measurements

Wall-sided Unit SR1



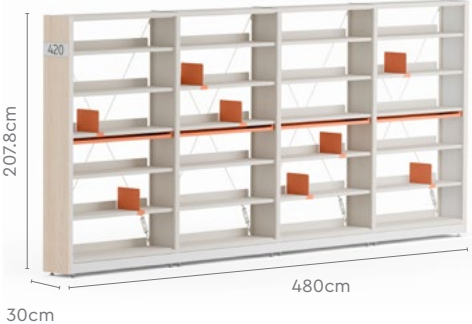
Wall-sided Unit SR3



Wall-sided Unit SR2



Wall-sided Unit SR4



Radiance

Colour & Material

LAMINATE



Siam Teak



Palau Teak

METAL



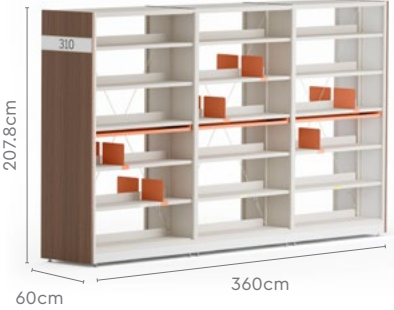
Sugar White

Measurements

Wall-sided Unit DR1



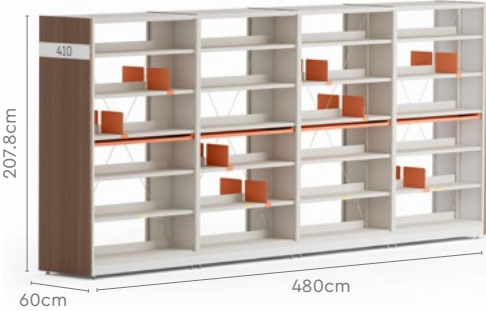
Wall-sided Unit DR3



Wall-sided Unit DR2



Wall-sided Unit DR4



All sizes in cm	Width	Depth	Height
Wall-sided Unit SR1	120.0	30.0	207.8
Wall-sided Unit SR2	240.0	30.0	207.8
Wall-sided Unit SR3	360.0	30.0	207.8
Wall-sided Unit SR4	480.0	30.0	207.8
Double-sided Unit DR1	120.0	60.0	207.8
Double-sided Unit DR2	240.0	60.0	207.8
Double-sided Unit DR3	360.0	60.0	207.8
Double-sided Unit DR4	480.0	60.0	207.8

Periodical Display Rack (PDR)

Features

- The Periodical Display Rack is available in Main and Add-on units, with five compartments per unit.
- Each compartment is provided with a pivoted and inclined retractable tray for better display aesthetics.
- The compartment behind the tray can be used as an additional storage space.
- The units are made from prime quality CRCA Steel, complete with anti-rust treatment.
- Comes with PLB side panels for a long life and an uber-stylish appearance.



Colour & Material

POWDER COAT

Tex. Bond White

Prince Grey

LAMINATE

Kitami Elm

Measurements

All Steel PDR

Wood and Steel PDR

All sizes in cm	Width	Depth	Height
All Steel PDR	90.0	45.0	183.0
Wood and Steel PDR	28.8/31.3	40.0	189.0

Sliding Glass Door Unit

Features

- The Sliding Glass Door Unit saves aisle space, and forms an aesthetic backdrop to your office space.
- Adjustable shelves provide flexibility in storage layouts and type.
- Comes with aesthetically-appealing snap-on die-cast lock for security.
- Plastic rollers with steel ball bearings aid smoother door movement.



Colour & Material

POWDER COAT

Tex. Bond White

Medieval Town

Cloud Grey

Prince Grey

POWDER COAT & LAMINATE

Tex. Bond White & Kitami Elm

Medieval Town & Malaga Cherry

Cloud Grey

Prince Grey & Greystone Light

Measurements

VSDU-8
(with Metal Top)

All sizes in cm	Width	Depth	Height
VSDU-8 (with Metal Top)	90.0	45.0	183.0

Gain Pro Locker Unit



Design Registered

Features

- Gain Pro lockers make optimum use of the floor space.
- It can substitute dedicated individual pedestals at each workstation. Frees up floor space substantially.
- Each locker shelf comes with a load-bearing capacity of up to 20 kgs, making it more than enough for everyday office storage needs.
- Ideal for keeping personal belongings, packages, mail, etc. Organised and secure. Also available with envelope slots.

Measurements

2 Doors without envelope slot



4 Doors without envelope slot



6 Doors without envelope slot



2 Doors with envelope slot



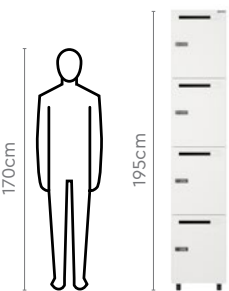
4 Doors with envelope slot



6 Doors with envelope slot



Proportion



Gain Pro Locker Unit

Colour & Material

METAL

COMPLETE UNIT



Sugar White



Gargoyle

UNIT CLUSTER



Banana Yellow



Cloud Grey



Warm Grey



Sugar White (Body)

Measurements

2 Door Unit Cluster



4 Door Unit Cluster



6 Door Unit Cluster



All sizes in cm	Width	Depth	Height
Locker	45.0	45.0	195.0
2 Door Unit Cluster	270.0	45.0	195.0
4 Door Unit Cluster	270.0	45.0	195.0
6 Door Unit Cluster	270.0	45.0	195.0

Nova

Features

- An efficient personal storage solution that makes your work desk clutter-free.
- Available in free-standing & top-supporting options.
- Comes complete with an anti-rebound mechanism to preempt hurt, injury or damage.



Colour & Material

POWDER COAT



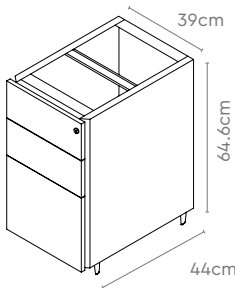
Texture Black



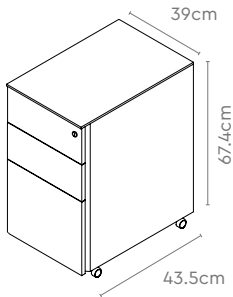
Cloud Grey

Measurements

Free Standing
BBF Pedestal



Top Supporting
BBF Pedestal



All sizes in cm	Width	Depth	Height
Free Standing BBF Pedestal	39.0	44.0/59.0	64.6
Top Supporting BBF Pedestal	39.0	43.5	67.4

Wooden PLU

Features

- These Wooden lockers have been specially designed for offices with open floor plans.
- Its aesthetic design is versatile enough to sit anywhere in your workplace.
- Comes in diverse locking systems, from traditional key based locking systems to more advanced keyless solutions, all the while providing easy access as well as high security.
- Equipped with a name plate to help you identify your personal locker easily.



Colour & Material

LAMINATE



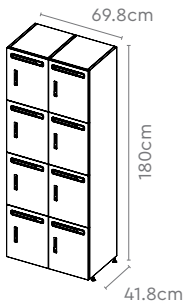
Thansau Maple




Frosty White

Measurements

8 Door
Main Module



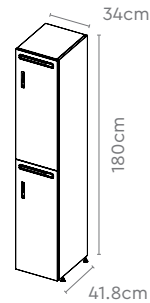
4 Door
Main Module



4 Door
Add On Module



2 Door
Add On Module



All sizes in cm	Width	Depth	Height
Main Unit	69.8	41.8	180.0
Add On Unit	34.0	41.8	180.0

KD Plain

Features

- The KD Plain provides safe and convenient storage of books, administrative files, stationery etc.
- Comes with four adjustable shelves that can store just about anything, and with a three-way bolting device for maximum security.
- Its knock-down construction makes it easy to assemble and disassemble.

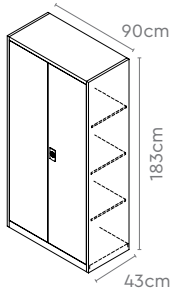


Colour & Material

POWDER COAT

- Prince Grey
- Cloud Grey
- Tex Bond White
- Medieval Town

Measurements



All sizes in cm	Width	Depth	Height
KD Plain	90.0	43.0	183.0

KD Minor

Features

- The KD Minor provides safe and convenient storage of books, administrative files, stationery etc.
- Comes with two adjustable shelves that can store just about anything, and with a three-way bolting device, and a six-lever lock for maximum security .
- Its all-metal body gives it a classic look and feel.

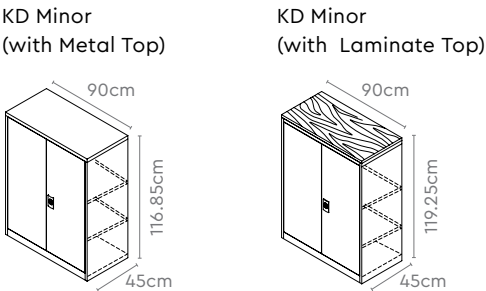


Colour & Material

POWDER COAT

- Prince Grey
- Cloud Grey
- Tex Bond White
- Medieval Town

Measurements



All sizes in cm	Width	Depth	Height
KD Minor (with Metal Top)	90.0	45.0	116.85
KD Minor (with Laminate Top)	90.0	45.0	119.25

Optimizer Plus

The Optimizer Plus is an intelligent mobile storage system which saves on aisle spaces unlike other storages. It comes in Push-Pull, Drive, and Power Drive options, complete with the highest standards of safety, security, and ease of use.



Power Drive



Drive



Push-Pull



Optimizer Plus

Colour & Material

POWDER COAT



Common Features



Name Tag

Adjustable Shelves




Cross Member Back Panel (Left) & Solid Back Panel (Right)

Colour & Material

POWDER COAT




Accessories



Instadex File with Cradle Pair

Rollout Shelf



Hinged Doors with Locking

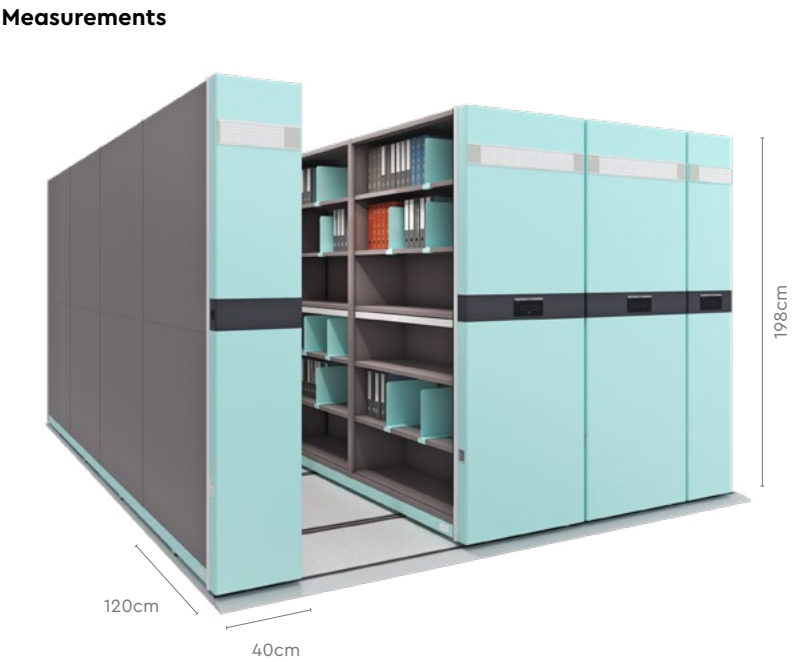
Stool

Optimizer Plus

With Power Drive



- Features**
- Equipped with a Smart Touch Control Panel that comes with different functions such as Start, Stop, Reset and Unlock. It is placed at a suitable height for ease of access.
 - Is complete with a centralised locking system that ensures maximum security to all your documents.
 - A central power switch offers convenience in operation.
 - Easy to install as it can be fixed directly on the ground or be embedded in the pavement, which eliminates grouting and prevents civil floor work.
 - Its innovative design is in compliance with international safety standards for a better user experience.



All sizes in cm	Width	Depth	Height
Optimizer Plus: Power Drive	120.0	40.0	198.0/ 236.1

Optimizer Plus with Power Drive

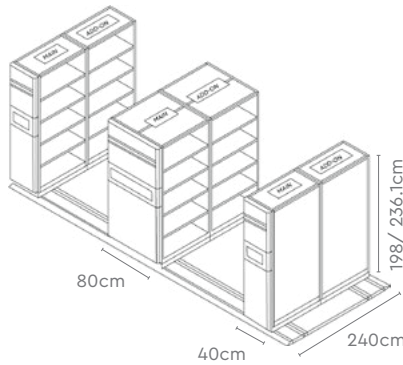
Colour & Material

POWDER COAT

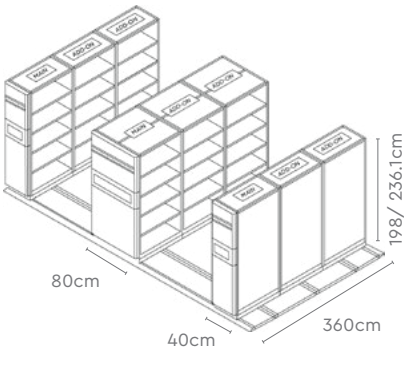


Measurements

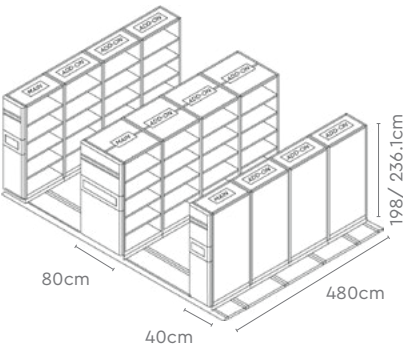
M2 Motorized with Platform



M3 Motorized with Platform



M4 Motorized with Platform




Details



Smart Touch Control Panel



Centralized Locking



Central Power Switch



Wooden Platform

Optimizer Plus

With Drive



Features

- Drive comes with an ergonomically designed and positioned wheel that provides a firm grip for operation, while sprucing up the aesthetics of your storage area.
- Has individual locking knobs for each unit for additional safety.
- The front and rear panels are designed with perforations for ventilation.
- Is complete with a centralised locking system that ensures maximum security to all your documents.
- Easy to install as it can be fixed directly on the ground or be embedded in the pavement, which eliminates grouting and prevents civil floor work.

Measurements



All sizes in cm	Width	Depth	Height
Optimizer Plus: Drive	120.0	40.0	198.0/ 236.1

Optimizer Plus with Drive

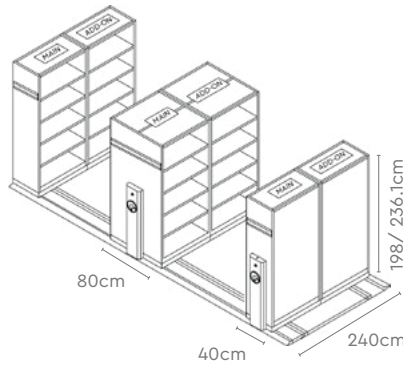
Colour & Material

POWDER COAT

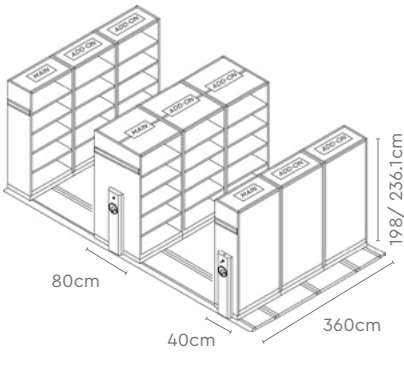


Measurements

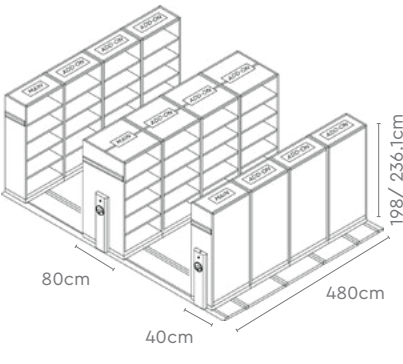
D2 Drive Type



D3 Drive Type



D4 Drive Type




Details



Centralized Locking



Locking Knob on Each Unit



Ventilation Ready



Wooden Platform

Optimizer Plus

With Push-Pull



- Features**
- Push-Pull has a contemporary design that complements any indoor ambience.
 - Comes equipped with C-shaped handles that minimise the effort and facilitate smooth movement of the units.
 - The front and rear panels are designed with perforations for ventilation.
 - Is complete with a centralised locking system that ensures maximum security to all your documents.
 - A locking stiffener is provided on the last unit to lock all units together.



All sizes in cm	Width	Depth	Height
Optimizer Plus: Push-Pull	120.0	40.0	198.0

Optimizer Plus with Push-Pull

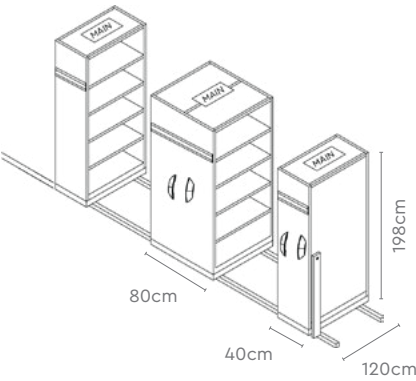
Colour & Material

POWDER COAT

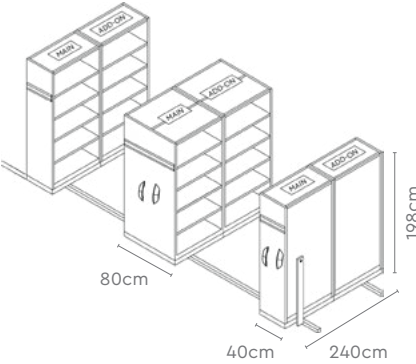


Measurements

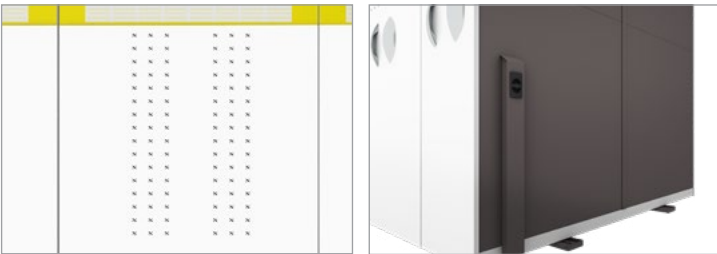
P1 Push-Pull Type




P2 Push-Pull Type



Details



Ventilation Ready Centralized Locking



Push-Pull Handle

SPECTRUM

THE COLOUR EXPERIENCE

Colours, Materials, Finishes and Textures

Godrej Interio's Colour System — **Spectrum** — presents infinite possibilities for creating fresh and inspiring themes for workplaces. In the following pages, we demonstrate some of these possibilities using a curation of workplace themes, and a glimpse of the 100+ colours, materials, finishes and textures we offer.



Inspired by Culture

A city rich in history, Jodhpur's architecture, colours and people signify a beautiful blend of traditions and warmth. Even as the city is adapting to urbanization, it communicates to stay rooted while exploring the new.

Inspired by Flavour

Spices define the nature of food, their intensity and combinations can enhance the punch in the flavour. A combination of such colours and materials triggers the required spark for an interesting conversation.





- FO69 Luminuos
- PW34 Texas Yellow
- FB03 Cement Grey
- FO24 Blue Iceberg
- LM21 Sugar White

Inspired by Spry

Playing sports is not only a wonderful way to stay fit but it is also one of the best stress busters. Aspects of a game such as energy, team spirit and problem solving are synonymous to today's workforce.

Inspired by Refresh

Urban spaces have made us detached from nature. A refreshing, exhilarating experience of spaces with greens is a welcome break.

- FO14 Vitamin Bright
- FO33 Tree Mist
- PW27 Tex Bond White
- LM44 Warm Grey
- MB116 Amati PC



- PW16 Sunset Sky
- PW11 Vivid Cerulean
- PW27 Sugar White
- MB114 Verade Oak Soft Natural

Inspired by Summer

A summer vacation state of mind with pops of colour, a sense of serenity, friends, sun, sand and sea. A refreshing fun-filled break.

Inspired by Zest

Food is a dominant part of one's culture that helps strengthen the community at a workspace, and chilies are the most common ingredients that can bind multi-cultured cuisines together.



- FL06 Garnet
- PW27 Tex Bond White
- PW14 Gargoyle
- FK01 Black Ink
- LM104 Kitami Elm

All-Metal Office Storages

Storofix





Full Height Swing Door Storage

The Full Height Swing Door Cupboard is an Office Storage unit with 4 adjustable shelves appropriate for storing files and essential documents that require frequent access.

Item Code: 30161803SD01746

Item Description: Str Full HT Metal Cupboard

Shutter Colour: Traffic White

Body Colour: Traffic White



Features

- **Adjustable Shelving:** Customized storage of office essentials is made possible by the adjustable shelves in the cupboard.
- **Secure Cam Lock:** The storage unit is equipped with a 3-point locking system to ensure the utmost safety of documents.
- **Efficient Hinge Operation:** The doors are equipped with smooth hinges that facilitate convenient usage of the storage door.
- **Recessed Handle/Lock Provision:** Providing both locking and handling functionality, the lock serves as a reliable grip for accessing the door.



Secured Lock Cum Handle



4-Adjustable Shelves



Full Height Glass Swing Door Storage

The Full Height Glass Swing Door Cupboard is an Office Storage unit with Glass Doors & 4 adjustable shelves appropriate for displaying files and other documents that require frequent access.

Item Code: 30161803SD01747

Item Description: Str Full HT Glass Cupboard

Shutter Colour: Traffic White

Body Colour: Traffic White



Features

- **Adjustable Shelving:** Customized storage of office essentials is made possible by the adjustable shelves in the cupboard.
- **Secure Cam Lock:** The storage unit is equipped with a 3-point locking system to ensure the utmost safety of documents.
- **Efficient Hinge Operation:** The doors are equipped with smooth hinges that facilitate convenient usage of the storage door.
- **Recessed Handle/Lock Provision:** Providing both locking and handling functionality, the lock serves as a reliable grip for accessing the door.



Secured Lock Cum Handle



Adjustable Shelves



Full Height Half-Glass + Half Steel Swing Door Storage

The Full Height Half Glass + Half Steel Swing Door Cupboard is a Combi Office Storage unit with the top half of the storage with a Glass Door & the bottom half has a steel Door with the unit having 2 adjustable shelves appropriate for displaying accolades and storing essential documents that require frequent access.

Item Code: 30161803SD01748

Item Description: Str Half Glass & Steel Closet

Shutter Colour: Traffic White

Body Colour: Traffic White



Features

- **Customized Shelving:** The upper half of the Cupboard to ensure visibility of files, whereas, the bottom half can be used for less frequently accessed office files.
- **Dual Compartment Configuration:** Elegant glass doors on top for showcasing, paired with secure steel doors below for concealed storage.
- **Secure Cam Lock:** The storage unit incorporates a 3-point locking system, offering maximum security for both the glass and steel door compartments.



Secured Lock Cum Handle



Adjustable Shelves



Half-Height Swing Door Storage

The Half-Height Swing Door is an Office Storage unit with 1 adjustable shelf.

Item Code: 30161803SD01749

Item Description: Str Half HT Swing Cupboard



Shutter Colour: Telegrey-2

Body Colour: Telegrey-2

Features



- **Adjustable Shelf:** Featuring a lone adjustable shelf, the cupboard offers the flexibility to personalize storage according to the specific demands of office essentials.
- **Secure Cam Lock:** The unit comes with 3-point locking that ensures maximum safety of the Documents.
- **Recessed Handle/Lock Provision:** The Lock acts as a Handle, providing convenient grip for door access.



**Secured Lock
Cum Handle**



**Adjustable
Shelf**



Half-Height Glass Sliding Door Storage

The half Height Glass Sliding Door Storage is a short Storage unit with sliding glass doors along with the unit having 1 adjustable shelf for storing office essentials.

Item Code: 30161803SD01750

Item Description: Str Half HT Slide Cupboard

Shutter Colour: Traffic White

Body Colour: Traffic White

Features



- **Adjustable Shelving:** The cupboard features a single adjustable shelf for customized storage of office essentials.
- **Transparent Accessibility:** The Glass Doors promotes visibility and makes it easy to locate and retrieve items.
- **Secure Lock:** The unit comes with a single point locking mechanism.
- **Lock Provision:** The door comes with a hook type lock.



Depth -
463 mm

Width - 914 mm

Height -
914 mm



Adjustable
Shelf



Secured Lock



Vertical Filing Cabinet (VFC)- 4

The Vertical Filing Cabinet comes with 4 Drawers and a Central Cam Lock for user safety. It features Anti tilt design that allows access to one drawer at a time. The Cabinet is suitable to store A4 size files.

Item Code: 56101702SD01008

Item Description: 4 Dr VFC 620x1200 Metal KD

Shutter Colour: Telegrey-2

Body Colour: Telegrey-2



Features

- **Anti Rebound Mechanism:** The drawers are engineered to stay securely closed after being pushed in, preventing unintentional opening.
- **Secure Central Cam Lock:** The unit comes with a central cam locking that ensures maximum safety for all the drawers.
- **Recessed Handle:** Each drawer in the unit is equipped with a recessed drawer handle, providing convenience and ease of use.



Secured Central Lock



Recessed Type Drawer Handle

Storofix Range of Office Storages



VFC-4



**Full Height Half Glass
+ Half Steel Swing
Door Storage**



**Full Height Glass
Swing Door Storage**



**Full Height Swing
Door Storage**



**Half-height Swing
Door Storage**



**Half-Height Glass Sliding
Door Storage**



- FL04 Prussian Blue
- LT52 Dark Tan
- FL01 Black Ink
- MB112 Tobacco Ash

Inspired by Regal

A meet that could shape the future needs the right setting and tone. An earthy and contemporary palette brings a feeling of power and authority.

Inspired by Active

Health is the highest priority for a new age worker. Healthy living is a growing focus area that urges us to practice an active lifestyle even at work. It makes us feel positive, energetic and motivated.

- FS05 Leaf Green
- FC02 Dark Tangerine
- FS20 Cardinal
- PW11 Vivid Cerulean
- LM21 Sugar White



Foam Laminated Fabric Seating (FL)

- FL01 Black Ink
- FL04 Prussian Blue
- FL06 Garnet
- FL07 Royal Blue
- FL08 Saddle Brown
- FL10 Earth Stone
- FL14 Vitamin Bright
- FL56 Amethyst Regale

Breakout Fabric Seating (FB)

- FB03 Cement Grey
- FB04 Ink
- FB18 Milan Red
- FB51 Shadow

Sofa Fabric Seating (FS)

- FS02 Dark Tangerine
- FS04 Denim
- FS05 Leaf Green
- FS11 Vivid Cerulean
- FS20 Cardinal
- FS72 Mink
- Peacock
- Flame
- Citron
- Cement Grey

Crepe Fabric Seating (FC)



FC01
Black Ink



FC02
Dark Tangerine



FC03
Cement Grey



FC04
Prussian Blue



FC06
Garnet



FC07
Royal Blue



FC08
Saddle Brown



FC10
Earth Stone



FC12
Azure



FC14
Vitamin Bright



FC16
Sunset Sky



FC18
Milan Red



FC22
Orchid Purple



FC24
Blue Iceberg



FC25
Country Green




FC42
Copper Moon




FC64
Mint


Knitted Fabric Seating (FK)




FK01
Black Ink




FK02
Dark Tangerine




FK03
Cement Grey




FK04
Prussian Blue




FK07
Royal Blue




FK08
Saddle Brown



FK10
Earth Stone



FK18
Milan Red



FK61
Retro Blue

Leatherette Sofa (LS)



LS01
Black Ink



LS02
Dark Tangerine



LS05
Leaf Green



LS11
Vivid Cerulean



LS20
Cardinal



LS48
Slate Grey



LS50
Camel



LS52
Dark Tan



LS74
Horizon

Leather (LT)



LT01
Black Ink



LT50
Camel



LT52
Dark Tan



LT53
Brown



LT80
Natural



Black



Camel



Tan

Leatherette Chair (LC)



LC01
Black Ink



LC50
Camel



LC52
Dark Tan



LC53
Brown



Toffee



Peanut



Tan




Ruben Blue




Black


Net / Micro Mesh / Spacer Fabric Seating (NM & SF)




NM01
Black Micromesh




NM117
Chestnut




NM118
Charcoal




NM
Black Fabric Net




NM
Black Checked




NM
Grey Checked



NM
Black Wave



NM
Grey



SF51
Shadow

Plush Fabric (FP)



FP01
Chocolate



FP03
Dark Grey



FP04
Dark Blue

Unwind Range



Aqua Blue



Lime Green



Marigold
Yellow




Orchid White




Raspberry Red


Laminate (LM)




LM01
Black Ink




LM03
Cement Grey




LM09
Cloud Grey




LM13
Aero Blue




LM15
Gargoyle




LM21
Sugar White




LM26
Pebble Stone




LM27
Frosty White




LM40
Red Soil




LM44
Warm Grey




LM59
Petrol Blue




LM89
Choco




LM91
Malaga Cherry




LM92
Cincinnati Walnut




LM93
Palau Teak




LM94
Siam Teak




LM95
Riviera Oak




LM96
Salisbury Oak




LM97
Rimini Walnut




LM98
Thansau Maple




LM99
Coburg Oak




LM100
Noce Versailles




LM101
Imperial Oak




LM102
Bengali Mango




LM103
Bavarian Beech




LM104
Kitami Elm




LM105
Highland Pine




LM106
Maldau Acacia




LM107
Douglas Pine




LM108
Nyana Teak



LM109
Diamond



LM110
Greystone Light



LM111
Greystone Dark

Membrane Range (MB)



MB01
Orchidea Nera
Supermatt



MB21
Alkoren White
Suede Matte



MB112
Tobacco Ash



MB113
Tiepolo PC



MB114
Verade Oak
Soft Natural



MB115
Nova Magnolia



MB116
Amati PC

Fabric Modular (FO)

						
FO02 Dark Tangerine	FO03 Cement Grey	FO04 Prussian Blue	FO05 Leaf Green	FO06 Garnet	FO07 Royal Blue	FO08 Saddle Brown
						
FO10 Earth Stone	FO11 Vivid Cerulean	FO12 Azure	FO13 Aero Bue	FO14 Vitamin Bright	FO15 Gargoyle	FO16 Sunset Sky
						
FO19 Indian Red Chili	FO20 Cardinal	FO22 Orchid Purple	FO24 Blue Iceberg	FO25 Country Green	FO28 Boysenberry	FO29 Amethyst
						
FO30 Powder Blue	FO31 Blue Grass	FO33 Tree Mist	FO35 Victorian Gold	FO36 Cream	FO38 Oranger Spark	FO39 Burnt Orange
						
FO41 Young Wine	FO42 Copper Moon	FO44 Warm Grey	FO45 Stone Path	FO46 Roasted Bean	FO47 Champagne	FO54 Fresh Leaf
						
FO55 Plum Pastel	FO57 Baby Blue	FO58 Caspian Sea	FO60 Blue Ivy	FO62 Citrus	FO63 Green Sea	FO65 Conifer
						
FO67 Jungle Cane	FO69 Luminuos	FO70 Fuscia	FO70 Jaipur Pink	FO73 White Sand	FO75 Acron	FO76 Indian Coffee
						
FO85 Granada	FO86 Latte	FO87 Sliver Line	FO88 Caramel			

Powder Coat (PW)

						
PW01 Black Ink	PW02 Dark Tangerine	PW03 Cement Grey	PW04 Prussian Blue	PW05 Leaf Green	PW06 Garnet	PW09 Cloud Grey
						
PW11 Vivid Cerulean	PW13 Aero Blue	PW14 Gargoyle	PW16 Sunset Sky	PW18 Indian Red Chilli	PW20 Cardinal	PW21 Sugar White
						
PW24 Blue Iceberg	PW26 Pebble Stone	PW27 Tex Bond White	PW33 Tree Mist	PW34 Texas Yellow	PW40 Red Soil	PW41 Young Wine
						
PW44 Warm Grey	PW48 Slate Grey	PW54 Fresh Leaf	PW66 Lime	PW68 Banana Yellow	PW74 Horizon	PW78 Medieval Town
						
PW81 Sepia Brown	PW82 Prince Grey	PW83 Platinum Silver	Matt Taupe White			