



# Office Furniture

Modular Workstation, Desking, Seating,  
Storage, Social Office and more



# Workplace Solutions With A Home-like Comfort



**With Godrej Interio range of workplace solutions, you can achieve just that and more.**

Be it seating, desking, storage, or modular workstations, our state-of-the-art manufacturing processes ensure that every piece of furniture we craft, meets our high standards of comfort and yours.

An effective work environment ensures maximum productivity, while offering utmost comfort. The name of the game is to make the time spent at the desk, not feel like time being spent at the desk. **Because who says you can't make space for life, even as you go about making your livelihood.**



# Partnering India In Building A Better Tomorrow.

We are India's largest home & institutional furniture manufacturer since 1936. With a focus on Make in India products, manufactured in state-of-the-art facilities meeting global design, quality and test standards.

Supporting modern nation-building with products, services and initiatives geared towards a greener, healthier, progressive and prosperous future.



## 125 Years Of Legacy. 1000+ Projects Delivered Annually.







With a rich legacy that spans over 125 years, Godrej is a pioneer across industries in India.

Led by India's largest in-house furniture design team, our aim is to transform spaces with thoughtfully-designed furniture. And our goal is to create brighter homes and offices with products that have the highest design quotient in aesthetics, functionality, and technology.

### Godrej Interio at a glance

- India's largest home & institutional furniture manufacturer, since 1936; supporting nation building
- 95% ex-works TOC performance through project tools and dedicated team to ensure on-time project delivery
- Unique customization capabilities
- Winner of 34 India Design Mark Awards till date

### Widest product portfolio across product lines

|   |   |   |
|---|---|---|
|  Seating<br><b>47+</b> |  Desking<br><b>40+</b>   |  Storage<br><b>25+</b> |
|  OPOS<br><b>10+</b>    |  Healthcare<br><b>8+</b> |  Lab<br><b>5+</b>      |

# Enforcing Green At Every Step

godrej interio  
talk green.  
walk green.

At Godrej Interio, our sustainability goals are ambitious. We do not just talk, we walk the talk.

We take our work seriously because we know our products and services touch people, transform lives and change the world.

When we add the element of sustainability and green living into what we do, it adds the positivity of hope to the promise of a better future, not only for people but for the planet as a whole.



### Materials

- Design For Environment
- Green Materials
- LCA



### Transportation

- Green Modes Of Transportation



### Manufacturing

- Energy Efficiency
- Zero Waste Water Discharge
- Renewal Energy
- Zero Waste Landfill



### In Use

- Low Emitting Products
- Green Certification
- AMC



### Packaging

- Flat Packaging
- Right Packaging



### End Of Life

- Recycling Program
- Safe Disposal

## India's First Net Zero Energy Building.

- CII certified state of the art manufacturing facilities across 6 locations
- Designed for the environment: Cradle to grave journey monitored



Greenco certifications awarded to Vikhroli and Shirwal Units



## Largest Portfolio of Certified Products



128+  
Green Pro



59+  
Green Guard



37+  
GRIHA



18+  
BIFMA Level 2



18+  
SCS Indoor Advantage Gold

godrej interio  
wellness@work

# Towards Healthier Workspaces


- Team of certified doctors / ergonomists to assist employee health and productivity challenges at workplace
- Ergonomics Program helps organizations improve employee comfort, lowers injuries arising out of sedentary lifestyle at work
- Initiatives help reduce healthcare cost
- Team is backed by research and advisory experience spanning across corporate, government and healthcare organizations





# SPECTRUM

## THE COLOUR EXPERIENCE



A 21<sup>st</sup> century workspace calls for environments that are conducive to superior productivity, that inspire learning and evoke creativity.

**SPECTRUM by Godrej Interio brings together emerging trends and insights in a comprehensive range of colour shades to aid in creating fresh and inspiring workplaces.**

# Curated Colour Palettes

## Backed By Trends Forecast Research



SPECTRUM showcases an array of colours, materials and finishes such as Laminates, Membrane, Metal, Glass, Fabric, Leather & Leatherette suited to dynamic contemporary work cultures.

Further in this dossier, a dedicated section called SPECTRUM offers a broad view on Indian lifestyle through indicative use cases – to help decision makers in designing a customised palette for their office space that's in sync with their organisation's vision, mission and culture.

**Connect with our Business Representative to know more**

Theme: Breathe



Theme: Secure



Theme: Culture



Theme: Splendor





# Turning Space Into An Interior Turn-key Solution

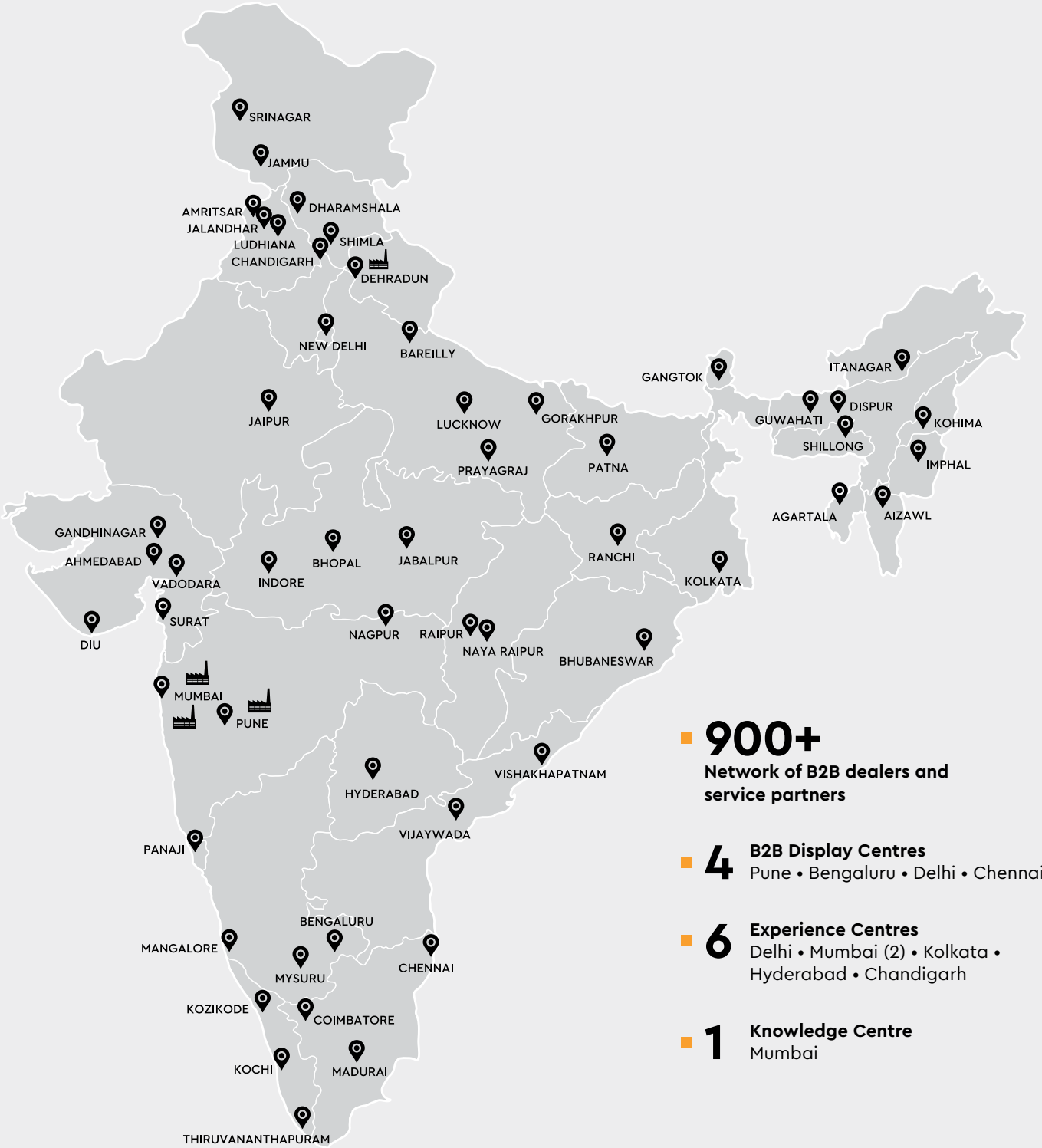


Godrej Interio 360 degree interior solutions handle everything from scratch to finish. Using our extensive understanding of workplace strategies, we are able to provide tailor-made solutions for 1500+ projects.



## What We Deliver

- On-time delivery
- Innovative design solutions combine fine aesthetics with smart ergonomics
- No compromise in quantity
- Gamut of services from civil work to interior designing to HVAC to electrical jobs to security systems to LAN and data cabling to video conferencing installation



## Our All India Presence

Get complete access to our wide range of workplace solutions across our 900+ dealers and partners in India. Manufactured at our facilities in Vikhroli, Shirwal, Khalapur, Haridwar, and Bhagwanpur, all our workplace products pass through multiple stringent quality checks before they reach you.



# Desking

**Page 19**  
Premium Suites

**Page 45**  
Office Desks

**Page 61**  
Training Table

**Page 34**  
Executive Suites

**Page 49**  
Conference  
Table

**Page 63**  
Cafeteria and  
Breakout Tables

## Coeval




Design Registered

### Features

- The Coeval Desk is made using high gloss PU-finish panels, with toughened streak glass modesty for the main desk.
- It's available in multiple options in return units for varied user preferences.
- Comes equipped with a push-to-open mechanism for all drawers.
- Multiple storage options are provided in the form of back units, storage units, and pedestal.
- The Coeval Desk features in-built lights that can be adjusted as per your requirement.

### Colour & Material

#### PU RANGE

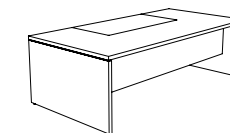


White

In the set above

### Coeval Premium Suite

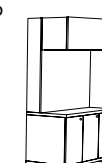
Main  
Desk



Return  
Unit  
700D



Flap Up  
Unit

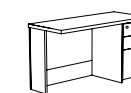


Display  
Unit

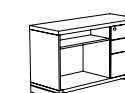


Pair with

**Return Unit  
550D**



**Independent  
Low Height  
Return Unit**



**Medium  
Height  
Back Unit**

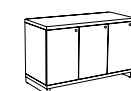


**Marvel  
High  
Back  
Chair**

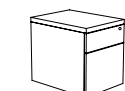
→ Pg 68



**Table Height  
Back Unit**



**Pedestal**



**Wardrobe  
Unit**





Coeval  
Premium Suite

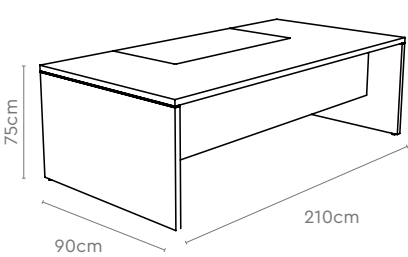
Colour & Material

PU RANGE



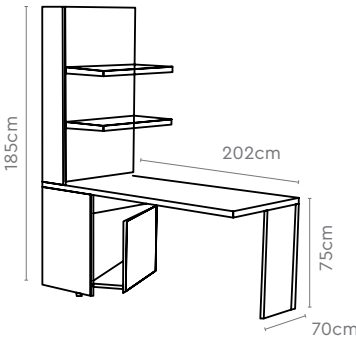
Measurements

Main Desk Option 2

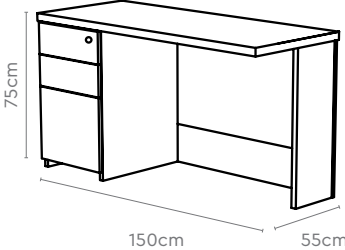


Return Units LH & RH

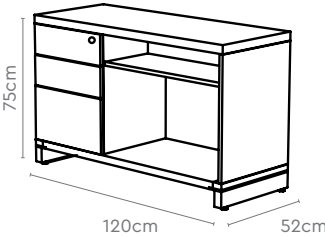
Return Unit 700D



Return Unit 550D



Independent Low Height Return Unit



| All sizes in cm                    | Width | Depth | Height | Height 2 |
|------------------------------------|-------|-------|--------|----------|
| Main Desk Option 1                 | 240.0 | 105.0 | 75.0   | -        |
| Main Desk Option 2                 | 210.0 | 90.0  | 75.0   | -        |
| Independent Low Height Return Unit | 120.0 | 52.0  | 75.0   | -        |
| Return Unit 550D                   | 150.0 | 55.0  | 75.0   | -        |
| Return Unit 700D                   | 202.0 | 70.0  | 185.0  | 75.0     |

Coeval  
Premium Suite

Colour & Material

PU RANGE



Measurements

Medium Height Back Unit

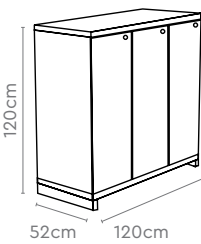
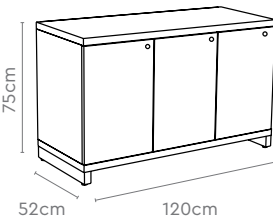
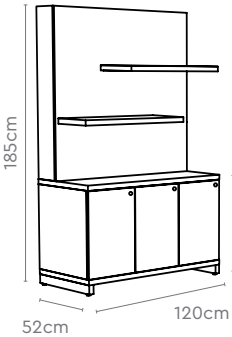


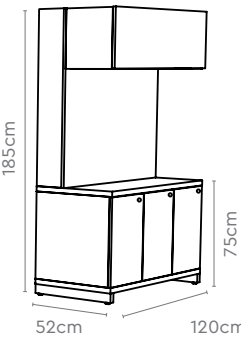
Table Height Back Unit



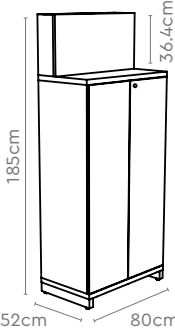
Display Unit



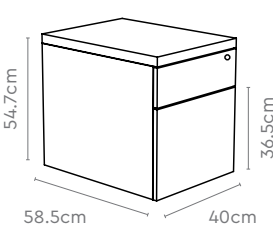
Flap-Up Unit



Wardrobe Unit



Pedestal



| All sizes in cm         | Width | Depth | Height | Height 2 |
|-------------------------|-------|-------|--------|----------|
| Medium Height Back Unit | 120.0 | 52.0  | 120.0  | -        |
| Table Height Back Unit  | 120.0 | 52.0  | 75.0   | -        |
| Display Unit            | 120.0 | 52.0  | 185.0  | 75.0     |
| Flap-Up Unit            | 120.0 | 52.0  | 185.0  | 75.0     |
| Wardrobe Unit           | 80.0  | 52.0  | 185.0  | 36.4     |
| Pedestal                | 40.0  | 58.5  | 54.7   | 36.5     |




# COLOUR SCHEME TO FLAUNT THE GRANDEUR



**DARK UMBER  
VENEER**



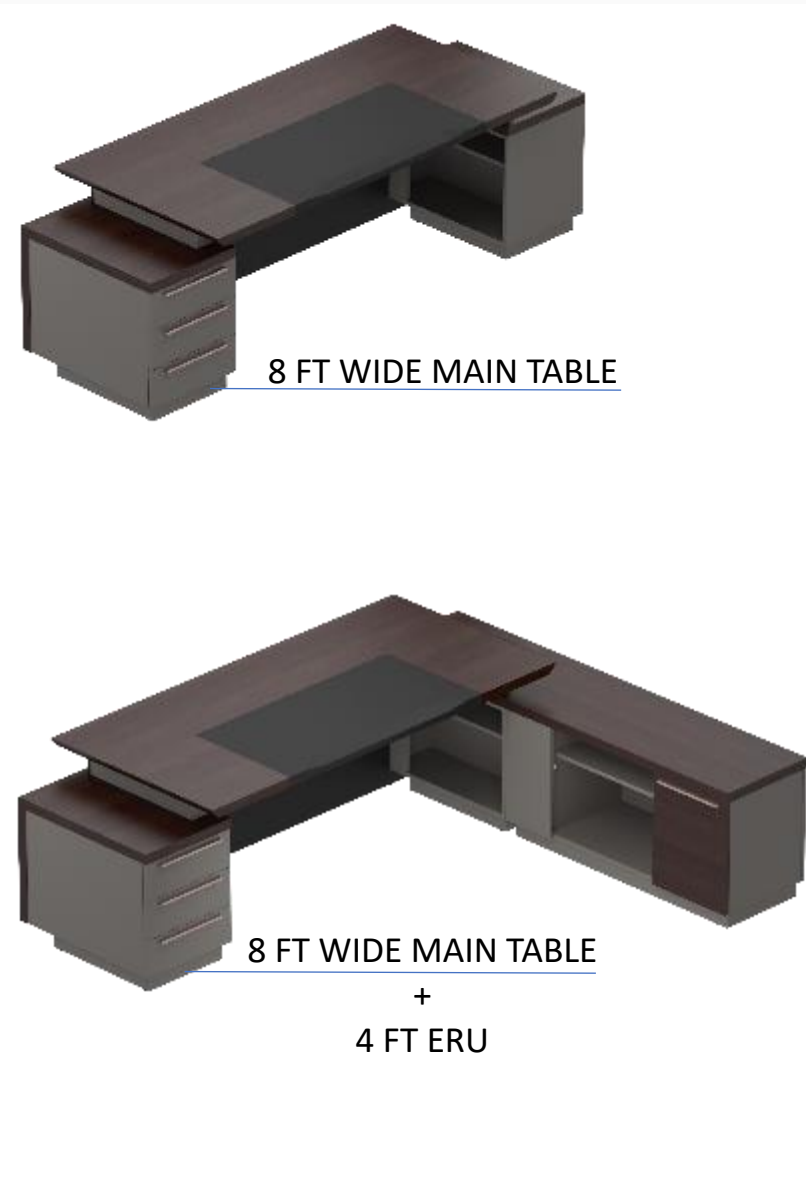
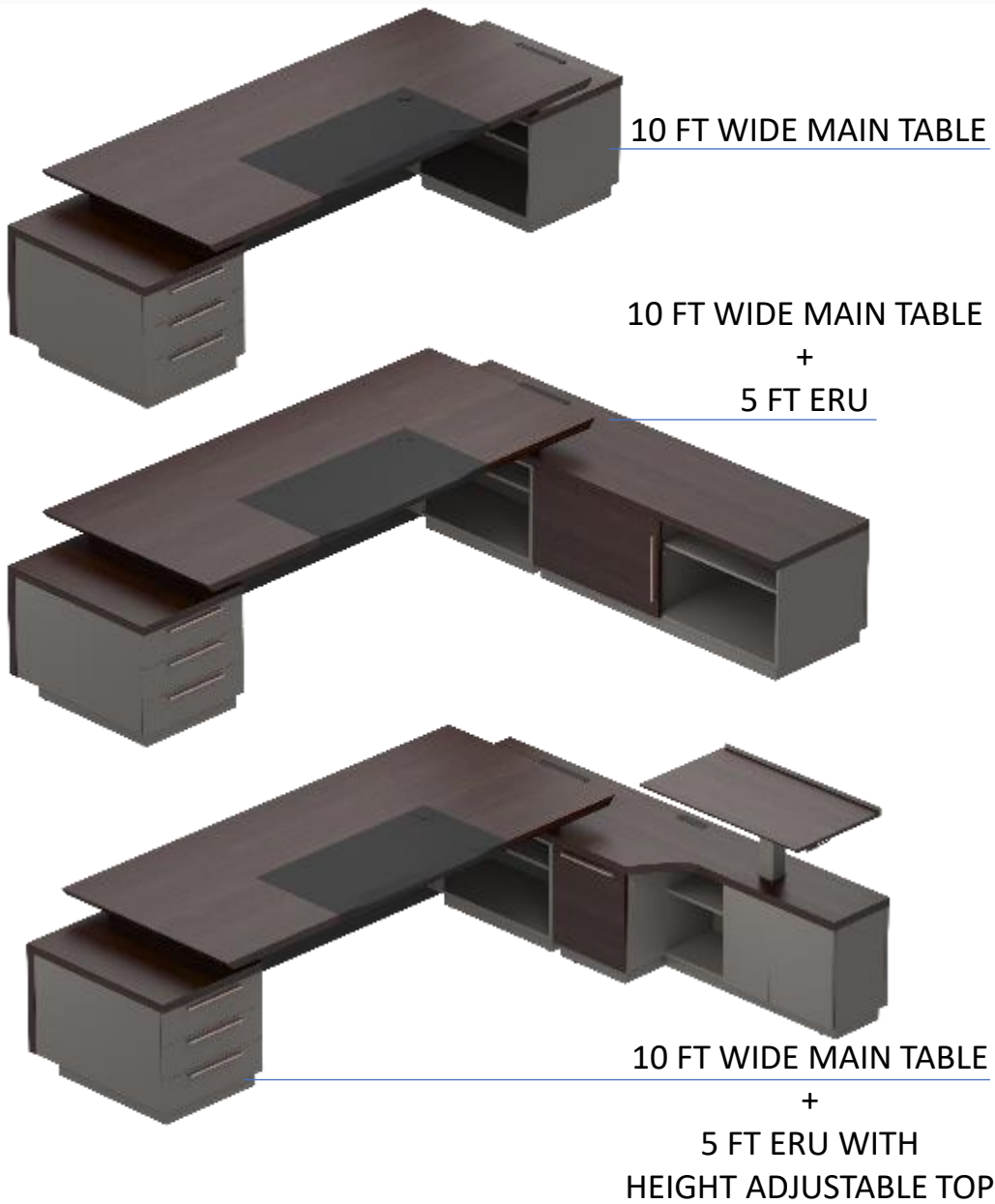
**SLATE GREY  
LAMINATE**



**BLACK  
LAMINATE**



MULTIPLE CHOICE OF MAIN TABLES WITH COMPLEMENTING EXTENDED RETURN UNITS



NOTE: ALL TABLES AND ERUS COME IN SEPEARTE LH AND RH VARIANTS



## MULTIPLE CHOICE OF COMPLEMENTING BACK UNITS



LOW HT. BACK UNIT  
(COMBINATION OF 2 NOS OF  
5'W ERU)



MEDIUM HT. BACK UNIT (4'HT)  
(RESERVE PLUS PLATFORM)



TALL HT. BACK UNIT (7'HT)  
(GAIN PRO PLATFORM)



TALL HT. BACK UNIT (8'HT)  
(GAIN PRO PLATFORM)

Aristo



Design Registered



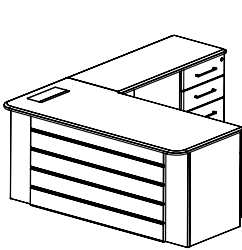
Features

- The Aristo comes complete with softened corners and chamfered edges that offer user comfort and convenience.
- Its simple horizontal line pattern and dark wood grains make for an elegant finish.
- The soft-close sliding doors, with aluminium handles for back units, ensure ease of operation.

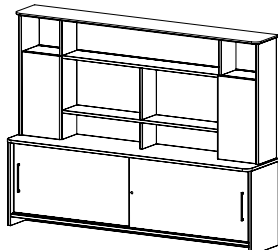
In the set above

Aristo Premium Suite

Main Table + Eru  
(with or without Pedestal)

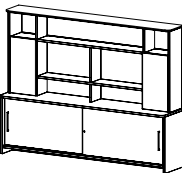


Back Unit 1

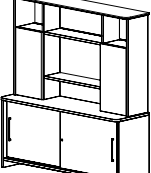


Pair with

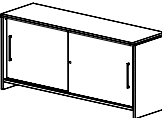
Back Unit 1



Back Unit 2



Back Unit 4



Marvel High Back Chair

→ Pg 68



Colour & Material

MEMBRANE & LAMINATE



Tobacco Ash & Black

Aristo Premium Suite

Colour & Material

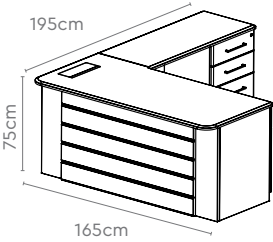
MEMBRANE & LAMINATE



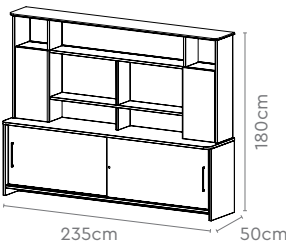
Tobacco Ash & Black

Measurements

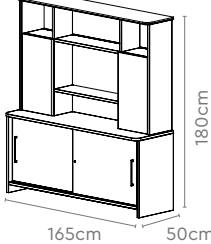
Main Table + Eru  
(with or without Pedestal)



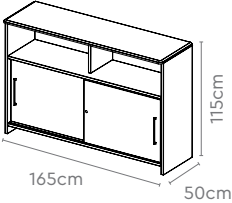
Back Unit 1



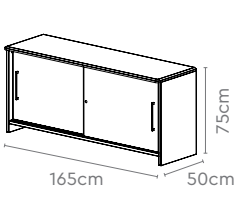
Back Unit 2



Back Unit 3



Back Unit 4



| All sizes in cm                     | Width             | Depth | Height |
|-------------------------------------|-------------------|-------|--------|
| Main Table + Eru with Pedestal      | 165.0             | 195.0 | 75.0   |
|                                     | 180.0             | 210.0 | 75.0   |
|                                     | 210.0             | 225.0 | 75.0   |
|                                     | 235.0             | 235.0 | 75.0   |
| Main Table + Eru (W/o Eru Pedestal) | 165.0             | 165.0 | 75.0   |
| Back Unit 1                         | 235.0             | 50.0  | 180.0  |
| Back Unit 2                         | 165.0/180.0       | 50.0  | 180.0  |
| Back Unit 3                         | 165.0/180.0/235.0 | 50.0  | 115.0  |
| Back Unit 4                         | 165.0/180.0/235.0 | 50.0  | 75.0   |



Topaz



Design Registered




Features

- The clean lines on the Topaz desk surface blend well with its raw wood grain and aesthetic door handles.
- Geometric lines run throughout the panel, making optimum use of lighter shades to present a uniform and neat look.
- The unique pattern on the fascia and the modesty panel, ups the style quotient of any space the Topaz sits in.

Colour & Material

MEMBRANE & LAMINATE

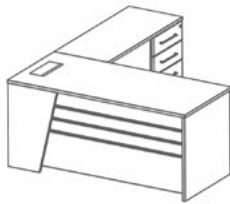


Tiepolo PC & Frosty White

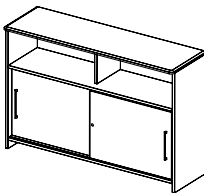
In the set above

Topaz Premium Suite

Main Table + Eru  
(with or without Pedestal)

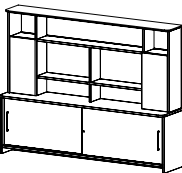


Back Unit 3

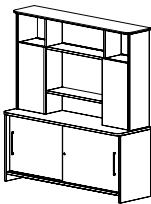


Pair with

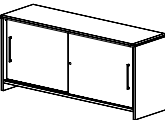
Back Unit 1



Back Unit 2



Back Unit 4



Greta High Back Chair


→ Pg 81



Topaz Premium Suite

Colour & Material

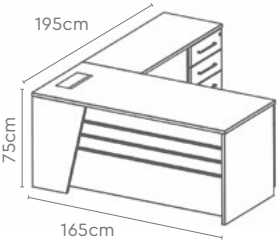
MEMBRANE & LAMINATE



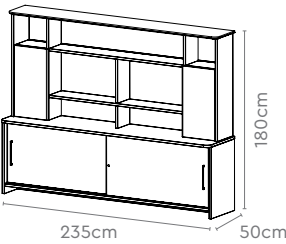
Tiepolo PC & Frosty White

Measurements

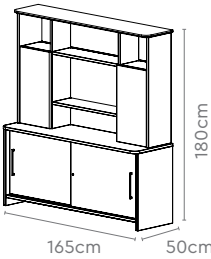
Main Table + Eru  
(with or without Pedestal)



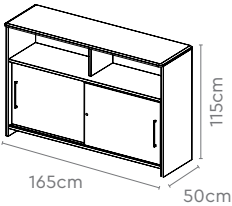
Back Unit 1



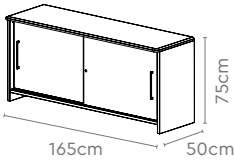
Back Unit 2



Back Unit 3



Back Unit 4



| All sizes in cm                     | Width             | Depth | Height |
|-------------------------------------|-------------------|-------|--------|
| Main Table + Eru with Pedestal      | 165.0             | 195.0 | 75.0   |
|                                     | 180.0             | 210.0 | 75.0   |
|                                     | 210.0             | 225.0 | 75.0   |
|                                     | 235.0             | 235.0 | 75.0   |
| Main Table + Eru (W/o Eru Pedestal) | 165.0             | 165.0 | 75.0   |
| Back Unit 1                         | 235.0             | 50.0  | 180.0  |
| Back Unit 2                         | 165.0/180.0       | 50.0  | 180.0  |
| Back Unit 3                         | 165.0/180.0/235.0 | 50.0  | 115.0  |
| Back Unit 4                         | 165.0/180.0/235.0 | 50.0  | 75.0   |

Cignus



Design Registered



Features

- The swan-like flowing design of the Cignus desk is aesthetically highlighted with its contrasting colour scheme.
- All of its back units blend seamlessly with the main table, creating a rich and aesthetic office space.
- The flowing lines on the Cignus continue on its modesty, with a slanted cut to the panel that perfectly complements the return unit.

Colour & Material

MEMBRANE & LAMINATE

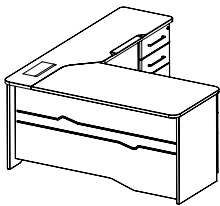


Noce Versailles & Frosty White

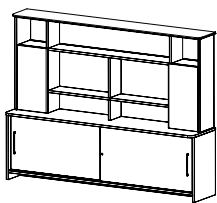
In the set above

Cignus Premium Suite

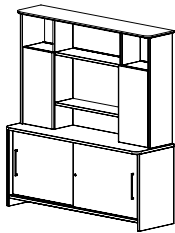
Main Table + Eru  
(with or without Pedestal)



Back Unit 1

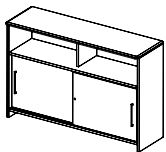


Back Unit 2

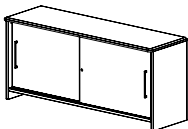


Pair with

Back Unit 3



Back Unit 4



Marvel High Back Chair

→ Pg 68



Cignus Premium Suite

Colour & Material

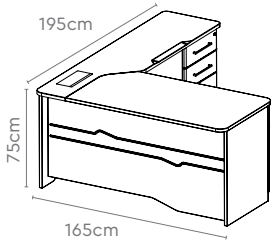
MEMBRANE & LAMINATE



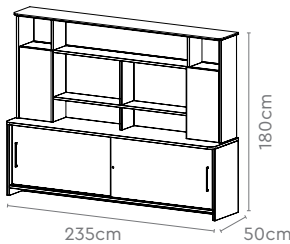
Noce Versailles & Frosty White

Measurements

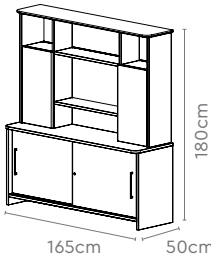
Main Table + Eru  
(with or without Pedestal)



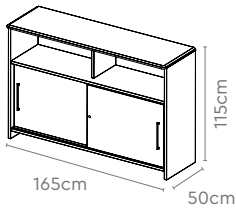
Back Unit 1



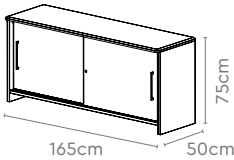
Back Unit 2



Back Unit 3



Back Unit 4



| All sizes in cm                     | Width             | Depth | Height |
|-------------------------------------|-------------------|-------|--------|
| Main Table + Eru with Pedestal      | 165.0             | 195.0 | 75.0   |
|                                     | 180.0             | 210.0 | 75.0   |
|                                     | 210.0             | 225.0 | 75.0   |
|                                     | 235.0             | 235.0 | 75.0   |
| Main Table + Eru (W/o Eru Pedestal) | 165.0             | 165.0 | 75.0   |
| Back Unit 1                         | 235.0             | 50.0  | 180.0  |
| Back Unit 2                         | 165.0/180.0       | 50.0  | 180.0  |
| Back Unit 3                         | 165.0/180.0/235.0 | 50.0  | 115.0  |
| Back Unit 4                         | 165.0/180.0/235.0 | 50.0  | 75.0   |



Arrive

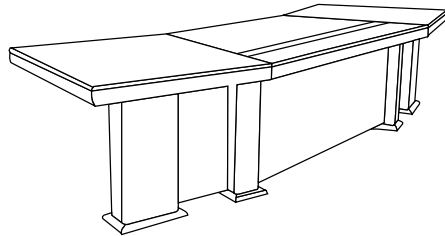


Features

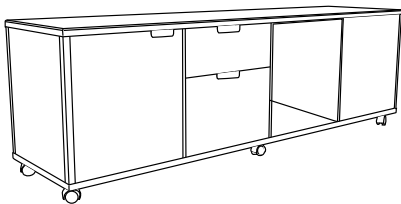
- A timeless design that exudes class and status with grace.
- A sturdy all-veneer desk with a soft Italian black leather pad on top for a luxe feel.
- Equipped with a pull-out keyboard tray in the main desk.
- Its sleek design comes with a smart case-space that effortlessly slides in. Perfect for storing all your files and papers, and keeps your desk clutter-free.

In the set above  
Arrive Premium Suite

Main Desk



Mobile Cabinet



Colour & Material

veneer



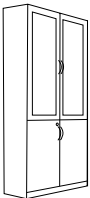
Walnut

Pair with

Mobile Pedestal



Back Unit



Arrive  
Premium Suite

Colour & Material

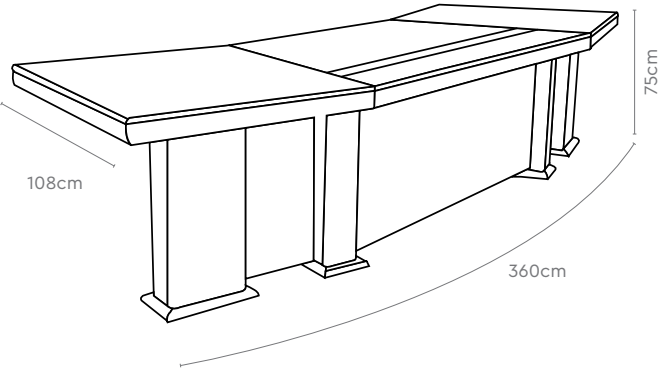
veneer



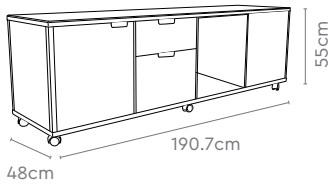
Walnut

Measurements

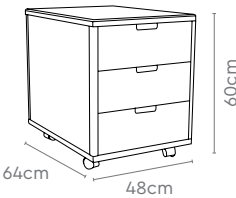
Main Desk



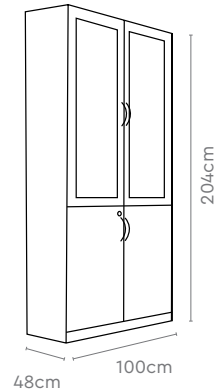
Mobile Cabinet



Pedestal



Back Unit



| All sizes in cm | Width | Depth | Height |
|-----------------|-------|-------|--------|
| Main Desk       | 360.0 | 108.0 | 75.0   |
| Mobile Cabinet  | 190.7 | 48.0  | 55.0   |
| Pedestal        | 48.0  | 64.0  | 54.6   |
| Back Unit       | 100.0 | 48.0  | 204.0  |

Impress



Features

- The Impress desk comes with a Veneer finish that gives it a premium feel and aesthetic.
- The leather padding across its width reduces wear and tear, while ensuring complete comfort while working.
- Enjoy a clutter-free workspace, thanks to its efficient wire management provisions.
- The side unit can be placed on either side of the user, and comes with ample storage space.

Colour & Material

veneer




Walnut

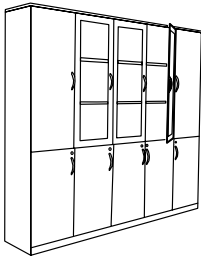
In the set above

Impress Premium Suite

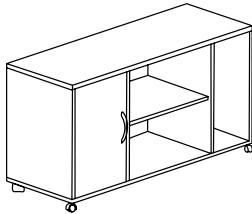
Executive Desk



Credenza



Mobile Side Unit



Pair with Mobile Pedestal



Impress Premium Suite

Colour & Material

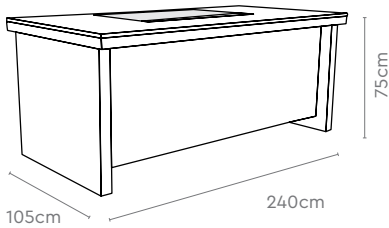
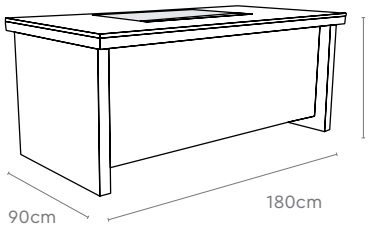
veneer



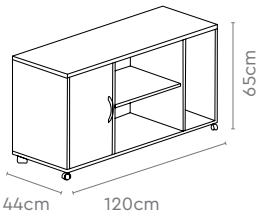
Walnut

Measurements

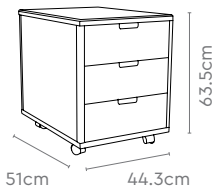
Executive Desk



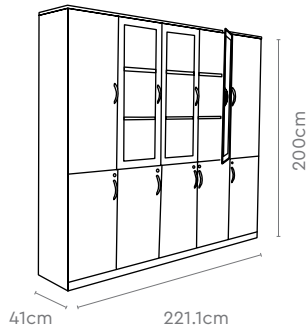
Mobile Side Unit



Mobile Pedestal



Credenza



| All sizes in cm  | Width | Depth | Height |
|------------------|-------|-------|--------|
| Executive Desk   | 180.0 | 90.0  | 75.0   |
|                  | 240.0 | 105.0 | 75.0   |
| Mobile Side Unit | 120.0 | 44.0  | 65.0   |
| Mobile Pedestal  | 44.3  | 51.0  | 63.5   |
| Credenza         | 221.1 | 41.0  | 200.0  |



Maestro



Features

- The Maestro's Duck Nose profile edge enhances your workplace's aesthetics.
- Comes with a side unit with a pedestal, and an extended table for extra storage.
- The pedestal stand with handles also adds to the overall style of your office space.
- Conduct impromptu meetings with ease, thanks to the joinery table.

Colour & Material

WOOD

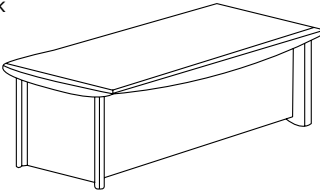


Oxford Cherry with Black Joining Top

In the set above

Maestro Premium Suite

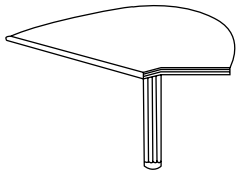
Executive Desk



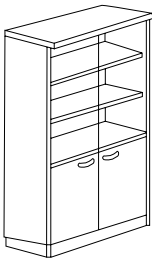
Side Unit



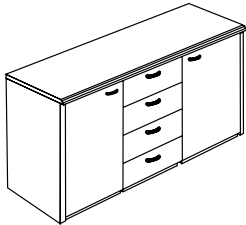
Joining Top



Bookcase Unit




Credenza



Pair with

Mobile Pedestal



Maestro Premium Suite

Colour & Material

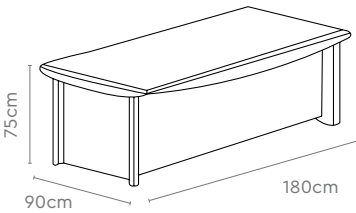
WOOD



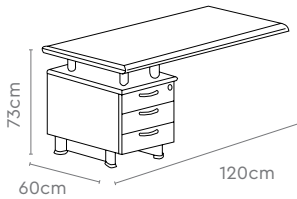
Oxford Cherry with Black Joining Top

Measurements

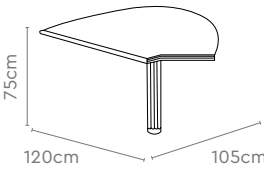
Executive Desk



Side Unit



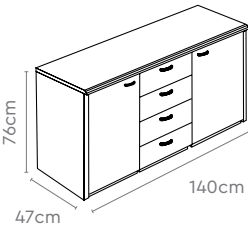
Joining Top



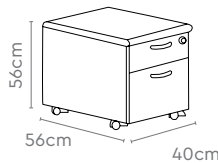
Bookcase Unit



Credenza



Mobile Pedestal



| All sizes in cm | Width | Depth | Height |
|-----------------|-------|-------|--------|
| Executive Desk  | 180.0 | 90.0  | 75.0   |
| Side Unit       | 120.0 | 60.0  | 73.0   |
| Joining Top     | 105.0 | 120.0 | 75.0   |
| Bookcase Unit   | 79.0  | 40.0  | 201.0  |
| Credenza        | 140.0 | 47.0  | 76.0   |
| Mobile Pedestal | 40.0  | 56.0  | 56.0   |

Aristo



Design Registered

Features

- The Aristo comes complete with softened corners and chamfered edges that offer user comfort and convenience.
- Its simple horizontal line pattern and dark wood grains make for an elegant finish.
- The soft-close sliding doors, with aluminium handles for back units, ensure ease of operation.

Colour & Material

MEMBRANE & LAMINATE

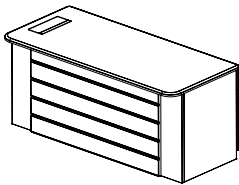


Tobacco Ash & Black

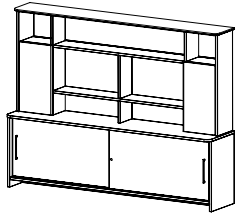
In the set

Aristo Executive Suite

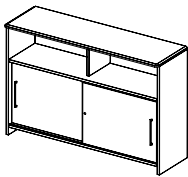
Main Table



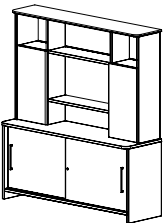
Back Unit 1



Back Unit 3

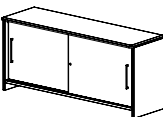


Back Unit 2



Pair with

Back Unit 4



Aero High Back Chair

→ Pg 80



Aristo Executive Suite

Colour & Material

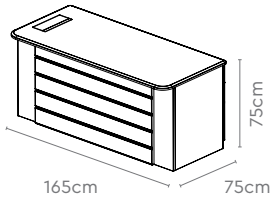
MEMBRANE & LAMINATE



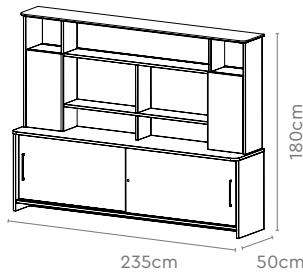
Tobacco Ash & Black

Measurements

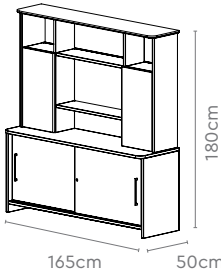
Main Table



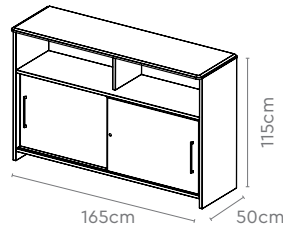
Back Unit 1



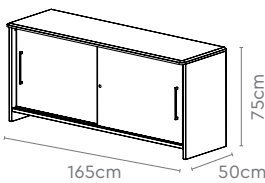
Back Unit 2



Back Unit 3



Back Unit 4



| All sizes in cm | Width             | Depth | Height |
|-----------------|-------------------|-------|--------|
| Main Table      | 165.0             | 75.0  | 75.0   |
|                 | 180.0             | 90.0  | 75.0   |
| Back Unit 1     | 235.0             | 50.0  | 180.0  |
| Back Unit 2     | 165.0/180.0       | 50.0  | 180.0  |
| Back Unit 3     | 165.0/180.0/235.0 | 50.0  | 115.0  |
| Back Unit 4     | 165.0/180.0/235.0 | 50.0  | 75.0   |



Topaz




Design Registered

Features

- The clean lines on the Topaz desk surface blend well with its raw wood grain and aesthetic door handles.
- Geometric lines run throughout the panel, making optimum use of lighter shades to present a uniform and neat look.
- The unique pattern on the fascia and the modesty panel, ups the style quotient of any space the Topaz sits in.

Colour & Material

MEMBRANE & LAMINATE

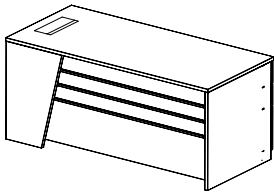


Tiepolo PC & Frosty White

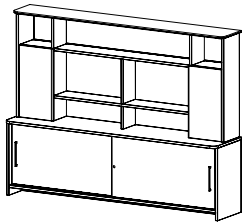
In the set above

Topaz Executive Suite

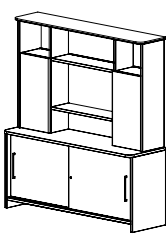
Main Table



Back Unit 1

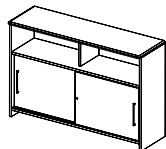


Back Unit 2

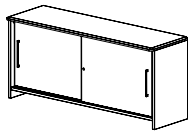


Pair with

Back Unit 3




Back Unit 4



Topaz Executive Suite

Colour & Material

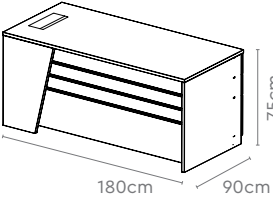
MEMBRANE & LAMINATE



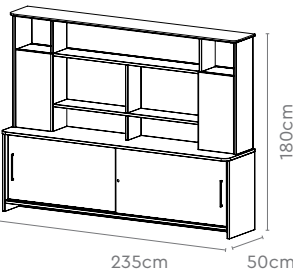
Tiepolo PC & Frosty White

Measurements

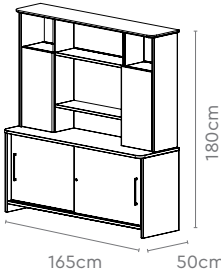
Main Table



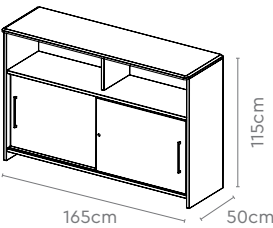
Back Unit 1



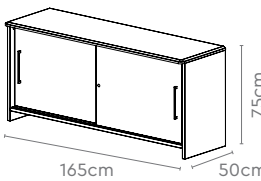
Back Unit 2



Back Unit 3



Back Unit 4



| All sizes in cm | Width             | Depth | Height |
|-----------------|-------------------|-------|--------|
| Main Table      | 165.0             | 75.0  | 75.0   |
|                 | 180.0             | 90.0  | 75.0   |
| Back Unit 1     | 235.0             | 50.0  | 180.0  |
| Back Unit 2     | 165.0/180.0       | 50.0  | 180.0  |
| Back Unit 3     | 165.0/180.0/235.0 | 50.0  | 115.0  |
| Back Unit 4     | 165.0/180.0/235.0 | 50.0  | 75.0   |

Cignus



Design Registered



Features

- The swan-like flowing design of the Cignus desk is aesthetically highlighted with its contrasting colour scheme.
- All of its back units blend seamlessly with the main table, creating a rich and aesthetic office space.
- The flowing lines on the Cignus continue on its modesty, with a slanted cut to the panel that perfectly complements the return unit.

Colour & Material

MEMBRANE & LAMINATE



Noce Versailles & Frosty White

MEMBRANE

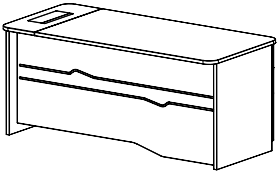


Nova Magnolia

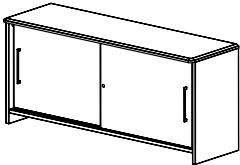
In the set above

Cignus Executive Suite

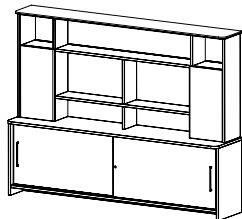
Main Table



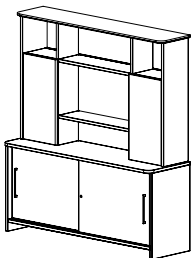
Back Unit 4



Back Unit 1

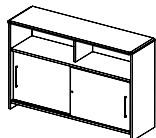


Back Unit 2



Pair with

Back Unit 3



Greta 2.0 High Back Chair

→ Pg 81



Cignus Executive Suite

Colour & Material

MEMBRANE & LAMINATE



Noce Versailles & Frosty White

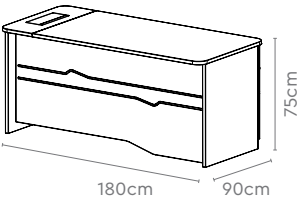
MEMBRANE



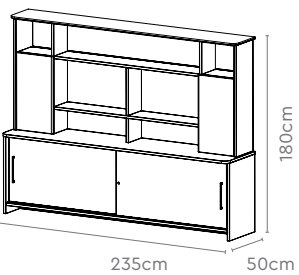
Nova Magnolia

Measurements

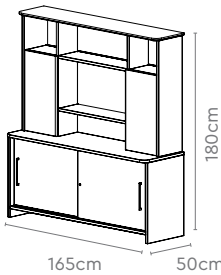
Main Table



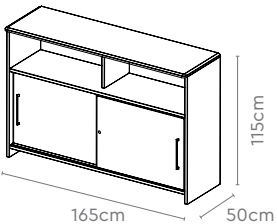
Back Unit 1



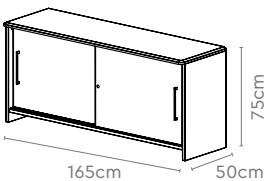
Back Unit 2



Back Unit 3



Back Unit 4



| All sizes in cm | Width             | Depth | Height |
|-----------------|-------------------|-------|--------|
| Main Table      | 165.0             | 75.0  | 75.0   |
|                 | 180.0             | 90.0  | 75.0   |
| Back Unit 1     | 235.0             | 50.0  | 180.0  |
| Back Unit 2     | 165.0/180.0       | 50.0  | 180.0  |
| Back Unit 3     | 165.0/180.0/235.0 | 50.0  | 115.0  |
| Back Unit 4     | 165.0/180.0/235.0 | 50.0  | 75.0   |



# Trident Senior

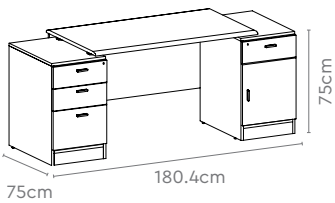


Features

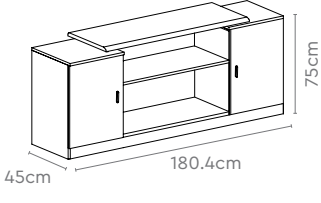
- The Trident Senior features a floating top with rounded edges that give it a comfortable finish.
- This two-piece workspace setup comprises of an executive desk and credenza with an open shelf space.
- The tops of the desk and the credenza are made from Medium Density Fibreboard (MDF), and covered with membrane foil to provide for a scratch and stain resistant work surface.

Measurements

Executive Desk



Credenza



Pair with


Aero  
High  
Back  
Chair

→ Pg 80



Colour & Material

MEMBRANE & LAMINATE



Palau Teak  
& Nova Magnolia  
& Kitami Elm

| All sizes in cm | Width | Depth | Height |
|-----------------|-------|-------|--------|
| Executive Desk  | 180.4 | 75.0  | 75.0   |
| Credenza        | 180.4 | 45.0  | 75.0   |

# Trident Middle

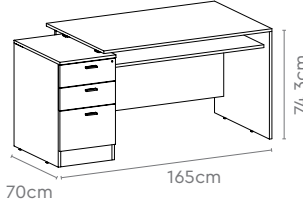


Features

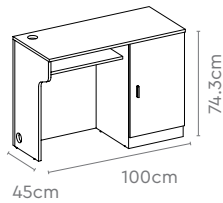
- Complete with an executive desk and a side unit, the Trident Middle comes in a compact form.
- While it's best suited for offices with limited cabin space, this desk packs a spacious in-built shelf for storing documents and personal belongings.
- Side unit available with an in-built pull-out keyboard tray.
- Can be configured LHS or RHS to suit your cabin layout.

Measurements

Executive Desk



Side Unit



Colour & Material

MEMBRANE & LAMINATE



Palau Teak  
& Frosty White

| All sizes in cm | Width | Depth | Height |
|-----------------|-------|-------|--------|
| Executive Desk  | 165.0 | 70.0  | 74.3   |
| Side Unit       | 100.0 | 45.0  | 74.3   |



Mayfair

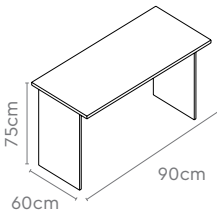


Features

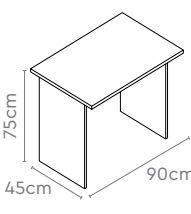
- The Mayfair is a versatile desk that enlivens the ambience of every cabin it's in.
- Its unique colour combination of White Cedar and Black gives it a clean look, that goes well with any office setting.
- The executive desk and side unit come equipped with grommets for wire management, and a clutter-free desktop.
- Comes in a variety of sizes for different cabin layouts, and the main desk can be complemented with a matching pedestal, side unit, and credenza.

Measurements

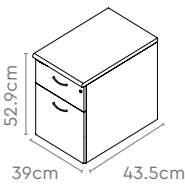
Executive Desk



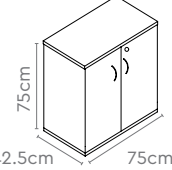
Side Unit



Mobile Pedestal



Credenza



Pair with


Aero High Back Chair

→ Pg 80



Colour & Material

LAMINATE



Malaga Cherry & Cloud Grey

| All sizes in cm | Width      | Depth | Height |
|-----------------|------------|-------|--------|
| Executive Desk  | 90.0/120.0 | 60.0  | 75.0   |
|                 | 135.0      | 75.0  | 75.0   |
| Side Unit       | 90.0/120.0 | 45.0  | 75.0   |
| Mobile Pedestal | 39.0       | 43.5  | 52.9   |
| Credenza        | 75.0       | 42.5  | 75.0   |

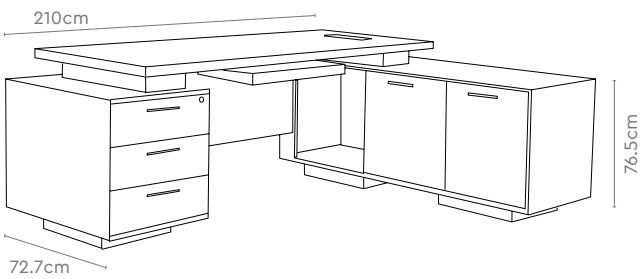
Ascent



Features

- The Ascent is an all-in-one desking solution.
- Its wide floating top makes it spacious enough to accommodate a monitor, work files, and personal decor.
- Comes with a raised-leg design for easy cleaning.
- Built-in utility trays, pull-out keyboard tray, storage and CPU-space helps you organise your workspace better.

Measurements



Pair with


Greta 2.0 High Back Chair

→ Pg 81



Colour & Material

WOOD



Maple

| All sizes in cm | Width | Depth | Height |
|-----------------|-------|-------|--------|
| Overall         | 210.0 | 72.7  | 76.5   |
| Executive Desk  | 180.0 | 79.5  | 76.5   |
| Side Unit       | 160.0 | 50.0  | 65.0   |



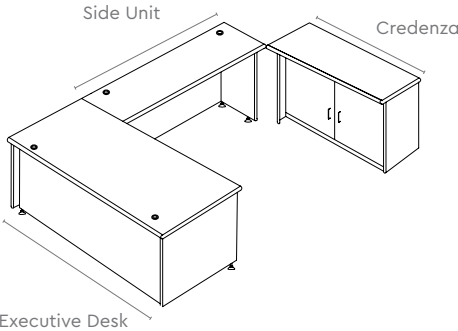
Finesse



Features

- The Finesse desk offers options of LHS or RHS configuration to suit any cabin layout.
- Pair your executive desk with a matching side unit and credenza for a seamless workspace.
- Executive desk and side unit are available in different sizes to suit varying cabin sizes.
- Comes with cut-outs on the desktop for efficient and clutter-free wire management.

Measurements



Pair with


Thrill  
Executive  
High Back  
Chair

→ Pg 72



Colour & Material

LAMINATE



| All sizes in cm     | Width | Depth | Height |
|---------------------|-------|-------|--------|
| Executive Desk 4020 | 120.0 | 60.0  | 74.0   |
| Executive Desk 5026 | 150.0 | 75.0  | 74.0   |
| Executive Desk 5630 | 165.0 | 90.0  | 74.0   |
| Executive Desk 6030 | 180.0 | 90.0  | 74.0   |
| Side Unit 3619      | 105.0 | 45.0  | 70.5   |
| Side Unit 5219      | 155.0 | 45.0  | 70.5   |
| Credenza 4319       | 128.0 | 42.5  | 70.5   |

Enterprise


Features

- The Enterprise office desk has copious storage housed within a compact design.
- Available in a variety of sizes, with the 150 and 165 cm width variants featuring a wooden modesty panel for privacy.
- Wire slots are provided in the top frame for efficient wire management. And a vertical and horizontal wire carrier ensures a clutter-free and organised desk space.
- You can accessorise the Enterprise table with a CPU mount, to free up floor space.



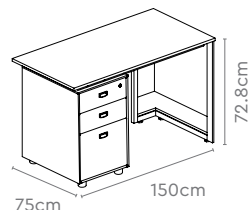
Colour & Material

LAMINATE & POWDER COAT

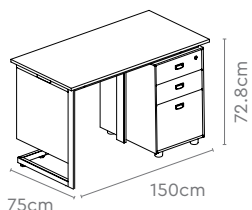


Measurements

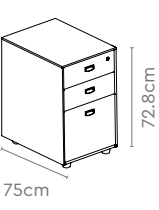
LH Table



RH Table



Pedestal



| All sizes in cm             | Width       | Depth | Height |
|-----------------------------|-------------|-------|--------|
| Executive Desk (LH/RH unit) | 120.0       | 60.0  | 72.8   |
|                             | 135.0/150.0 | 75.0  | 72.8   |
|                             | 165.0       | 90.0  | 72.8   |

Aristo

Features

- The Aristo comes complete with softened corners and chamfered edges that offer user comfort and convenience.
- Its simple horizontal line pattern and dark wood grains make for an elegant finish.
- The soft-close sliding doors, with aluminium handles for back units, ensure ease of operation.



Design Registered



Colour & Material

MEMBRANE & LAMINATE

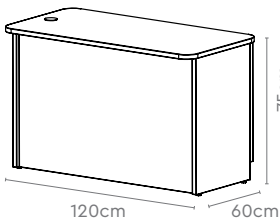


LAMINATE

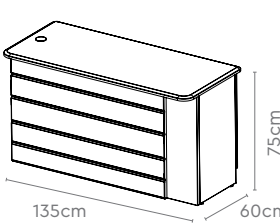


Measurements

Main Table 1



Main Table 2



| All sizes in cm | Width | Depth | Height |
|-----------------|-------|-------|--------|
| Main Table 1    | 120.0 | 60.0  | 75.0   |
| Main Table 2    | 135.0 | 60.0  | 75.0   |

Topaz

Features

- The clean lines on the Topaz desk surface blend well with its raw wood grain and aesthetic door handles.
- Geometric lines run throughout the panel, making optimum use of lighter shades to present a uniform and neat look.
- The unique pattern on the fascia and the modesty panel, ups the style quotient of any space the Topaz sits in.



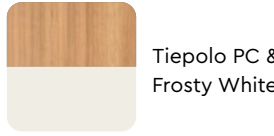
Design Registered



Colour & Material


MEMBRANE & LAMINATE

Available for Main Table 1 and 2



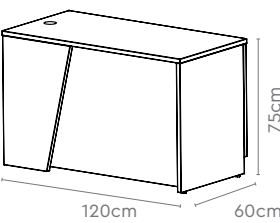
LAMINATE

Available for Main Table 1

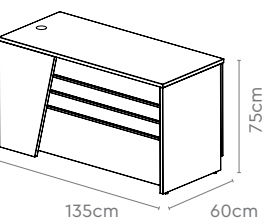


Measurements

Main Table 1



Main Table 2



| All sizes in cm | Width | Depth | Height |
|-----------------|-------|-------|--------|
| Main Table 1    | 120.0 | 60.0  | 75.0   |
| Main Table 2    | 135.0 | 60.0  | 75.0   |



# Cignus

Features

- The swan-like flowing design of the Cignus desk is aesthetically highlighted with its contrasting colour scheme.
- All of its back units blend seamlessly with the main table, creating a rich and aesthetic office space.
- The flowing lines on the Cignus continue on its modesty, with a slanted cut to the panel that perfectly complements the return unit.



Design Registered

Colour & Material

MEMBRANE & LAMINATE


Available for Main Table 1 and 2



Tiepolo PC & Frosty White

LAMINATE

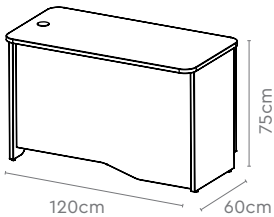
Available for Main Table 1



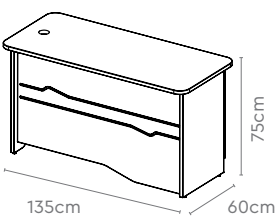
Frosty White

Measurements

Main Table 1



Main Table 2



| All sizes in cm | Width | Depth | Height |
|-----------------|-------|-------|--------|
| Main Table 1    | 120.0 | 60.0  | 75.0   |
| Main Table 2    | 135.0 | 60.0  | 75.0   |



# Modular

Mingle Range



Features

- Modular is a Mingle Range conference table that can be configured to accommodate as many seats as you want it to.
- Each module is designed to provide ample leg space for comfortable meetings.
- The provision of a power module under the worktop keeps your desk clutter-free, and the cable holders allow for easy access while keeping your cables tangle-free.
- Grooves dotting the worktop enhances its look, while doubling up as pen holders.
- Available in PLT and MEM options.

Colour & Material

PLT RANGE




Siam Teak/White



Palau Teak/Black

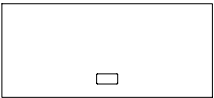
MEMBRANE RANGE



Amati PC/Black

In the set Modular Conference Table

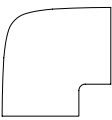
Straight (Main/Shared/End of LH & RH)



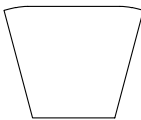
Straight (Shared)




Corner Module



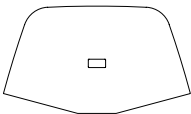
V1 Corner



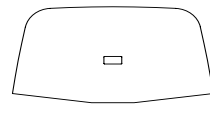
V2 Corner



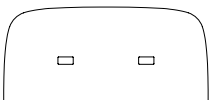
V1 Head Module (1459mm)



V2 Head Module (1509mm)



H1 Head Module (1800mm)



H2 Head Module (2350mm)



Modular

Closed Layout

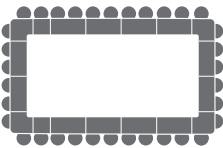

H1 Head Module



H2 Head Module



Corner Module

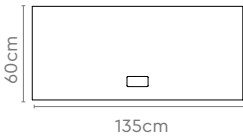


V1 and V2 Head Module

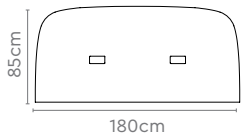


Measurements

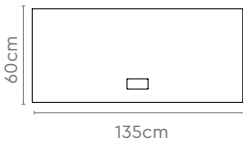
Straight  
(Main/Shared/End of LH & RH)



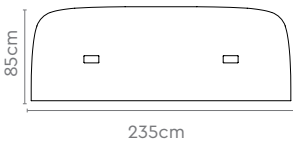
H1 Head Module  
(1800mm)



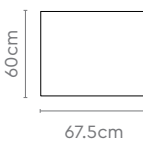
Straight  
(Main/Shared/End of LH & RH)



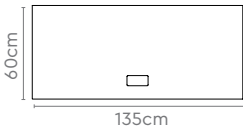
H2 Head Module  
(2350mm)



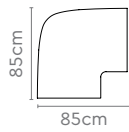
Straight  
(Shared)



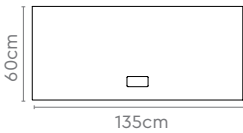
Straight  
(Main/Shared/End of LH & RH)



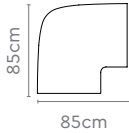
Corner Module



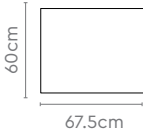
Straight  
(Main/Shared/End of LH & RH)



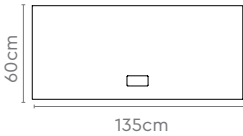
Corner Module



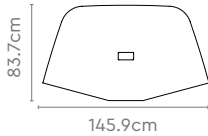
Straight  
(Shared)



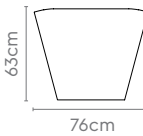
Straight  
(Main/Shared/End of LH & RH)



V1 Head Module  
(1459mm)

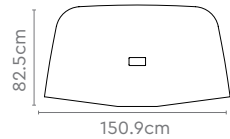


V1 Corner

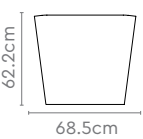


or

V2 Head Module  
(1509mm)



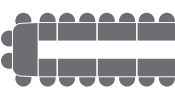
V2 Corner



Modular

Open Layout


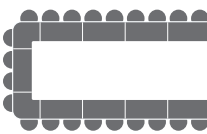
H1 Head Module



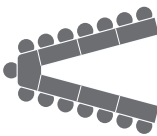
H2 Head Module



Corner Module

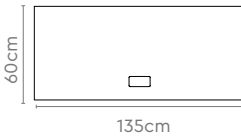


V1 and V2 Head Module

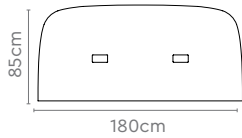


Measurements

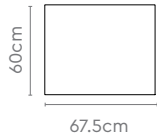
Straight  
(Main/Shared/End of LH & RH)



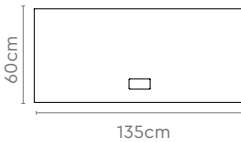
H1 Head Module  
(1800mm)



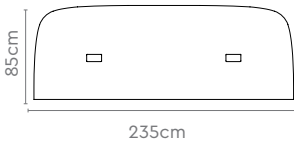
Straight  
(Shared)



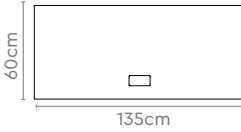
Straight  
(Main/Shared/End of LH & RH)



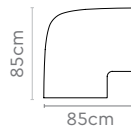
H2 Head Module  
(2350mm)



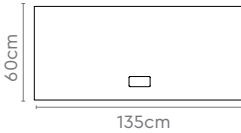
Straight  
(Main/Shared/End of LH & RH)



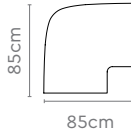
Corner Module



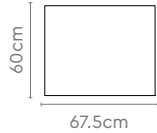
Straight  
(Main/Shared/End of LH & RH)



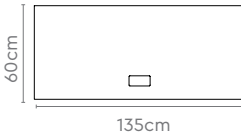
Corner Module



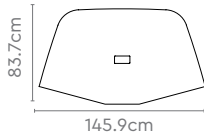
Straight  
(Shared)



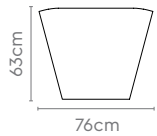
Straight  
(Main/Shared/End of LH & RH)



V1 Head Module  
(1459mm)

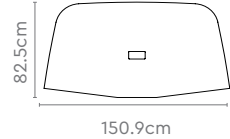


V1 Corner

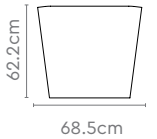


or

V2 Head Module  
(1509mm)



V2 Corner





# Elegance AV

## Mingle Range



### Features

- Elegance AV is a modular conference table that can be configured to accommodate as many seats as you want it to.
- Its cantilever module design provides ample leg space for comfortable meetings.
- Comes with a full length soft-closing wooden access flap for easy power and data access. The provision of a power module under the worktop keeps your desk clutter-free, and contains integrated cable cubby and retractor provision.
- Available in PLT and MEM options.

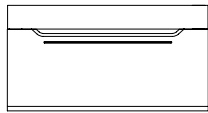
### Colour & Material



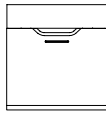
Tobacco Ash & Orchidea Nera Supermatt

In the set Elegance AV Conference Table

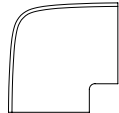
**Straight**  
(Main/Shared/End of LH & RH)



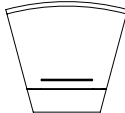
**Straight**  
(Shared)



**Corner Module**



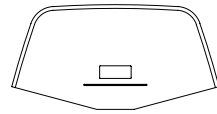
**V1 Corner**



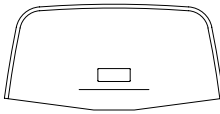
**V2 Corner**



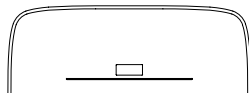
**V1 Head Module**



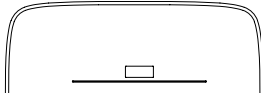
**V2 Head Module**



**H1 Head Module**  
(1800mm)



**H2 Head Module**  
(2360mm)



Pair with  
**La Sede**  
**Mid**  
**Back**  
**Chair**

→ Pg 67



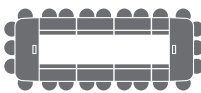
# Elegance AV

## Closed Layout

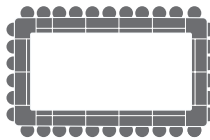
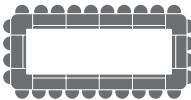
H1 Head Module



H2 Head Module



Corner Module

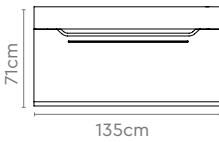


V1 and V2 Head Module

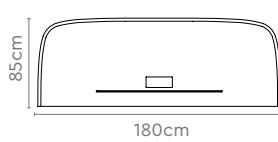


## Measurements

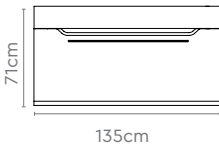
**Straight**  
(Main/Shared/End of LH & RH)



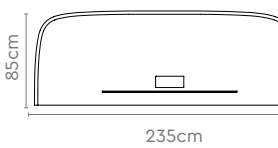
**H1 Head Module**  
(1800mm)



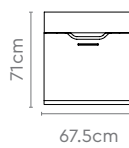
**Straight**  
(Main/Shared/End of LH & RH)



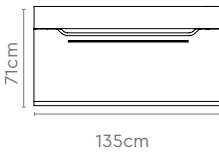
**H2 Head Module**  
(2350mm)



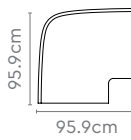
**Straight**  
(Shared)



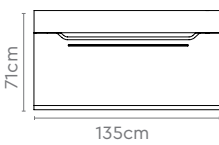
**Straight**  
(Main/Shared/End of LH & RH)



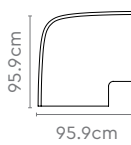
**Corner Module**



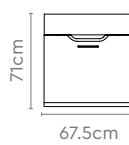
**Straight**  
(Main/Shared/End of LH & RH)



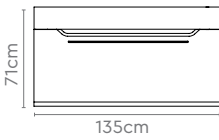
**Corner Module**



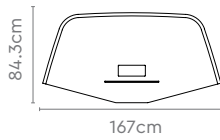
**Straight**  
(Shared)



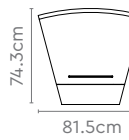
**Straight**  
(Main/Shared/End of LH & RH)



**V1 Head Module**  
(1670mm)

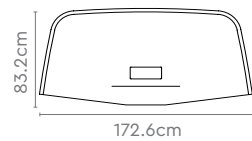


**V1 Corner**

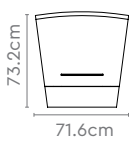


or

**V2 Head Module**  
(1726mm)



**V2 Corner**



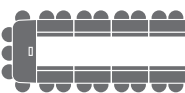
Elegance AV

Open Layout

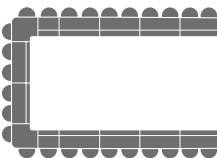
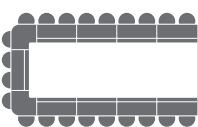
H1 Head Module



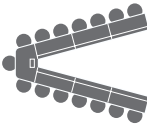
H2 Head Module



Corner Module

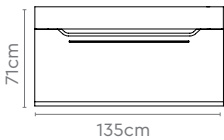


V1 and V2 Head Module

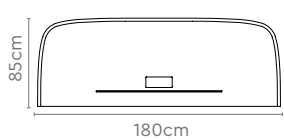


Measurements

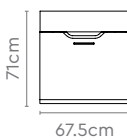
Straight  
(Main/Shared/End of LH & RH)



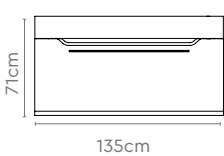
H1 Head Module  
(1800mm)



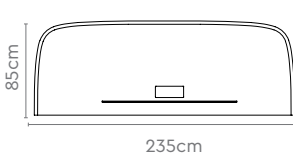
Straight  
(Shared)



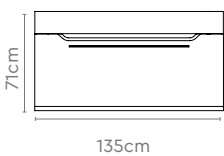
Straight  
(Main/Shared/End of LH & RH)



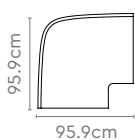
H2 Head Module  
(2350mm)



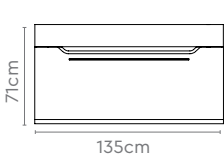
Straight  
(Main/Shared/End of LH & RH)



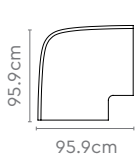
Corner Module



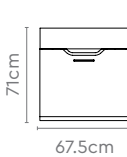
Straight  
(Main/Shared/End of LH & RH)



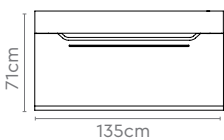
Corner Module



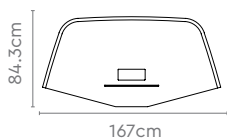
Straight  
(Shared)



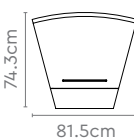
Straight  
(Main/Shared/End of LH & RH)



V1 Head Module  
(1670mm)

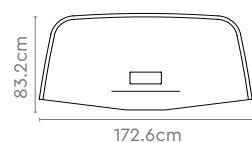


V1 Corner



or

V2 Head Module  
(1726mm)



V2 Corner



Gather

Mingle Range



Features

- This conference table, boasting a contemporary design and aesthetics, is best suited for modern workspaces.
- It comes equipped with a central power module for easy power and data connectivity.
- Inject life into your workspace by pairing this table with the Gather range of accessories.
- Available in PLT and MEM options.

Colour & Material

PLT RANGE



Rimini Walnut & Greystone Dark

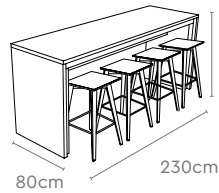
MEMBRANE RANGE



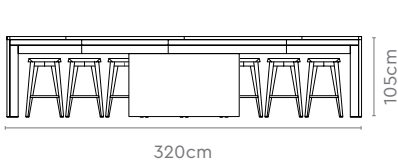
Nova Magnolia & Rimini Walnut

Measurements

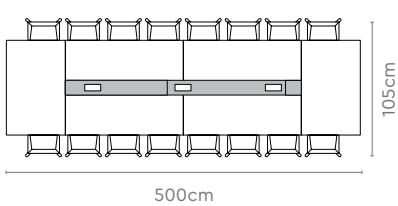
4 Seater



10 Seater



16 Seater



Pair with

Radix Hi-Stool

→ Pg 174



| All sizes in cm | Width | Depth | Height |
|-----------------|-------|-------|--------|
| 4 Seater        | 230.0 | 80.0  | 105.0  |
| 10 Seater       | 320.0 | 120.0 | 105.0  |
| 16 Seater       | 500.0 | 120.0 | 105.0  |



# Unitized

## Mingle Range



### Features

- The Mingle – Unitized comes equipped with a soft-closing wooden access flap for easy power and data connectivity.
- The provision of a concealed wire management system under the worktop keeps yourdesk clutter-free.
- The worktop's shape has been designed specifically to provide optimum screen-view angle, with the AV range containing integrated cable cubby and retractor provision.
- Available in PLT and MEM options. Unitized AV available in MEM option.

### Colour & Material

#### PLT RANGE



Siam Teak/  
White



Palau Teak/  
Black

#### MEMBRANE RANGE

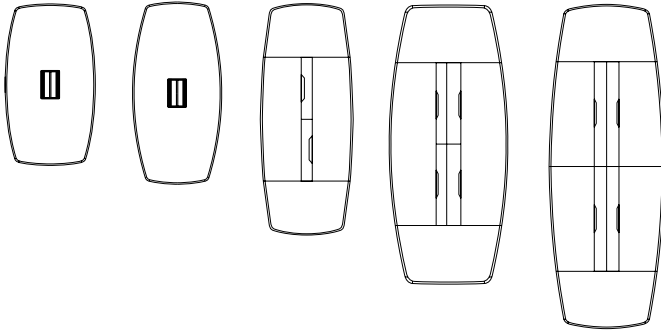


Tobacco Ash/  
Black

In the set Unitized Conference Table

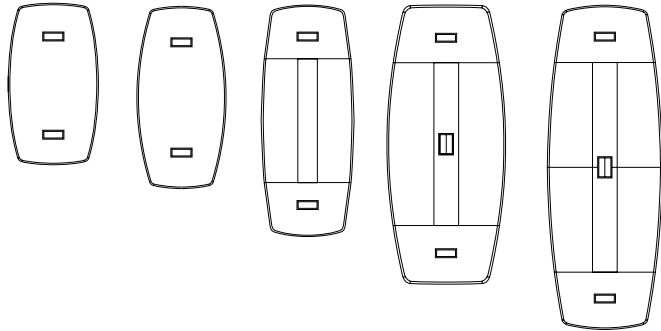
### PLT & Membrane Range

6 Seats 8 Seats 10 Seats 12 Seats 14 Seats



### AV Range

6 Seats 8 Seats 10 Seats 12 Seats 14 Seats



# Unitized

### Colour & Material

#### PLT RANGE



Siam Teak/  
White



Palau Teak/  
Black

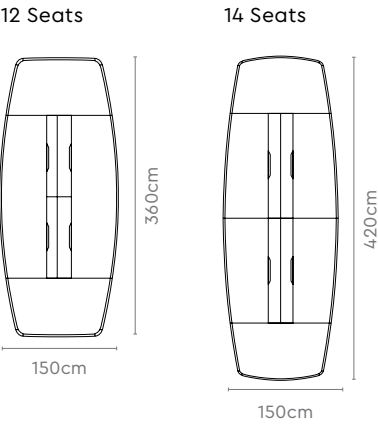
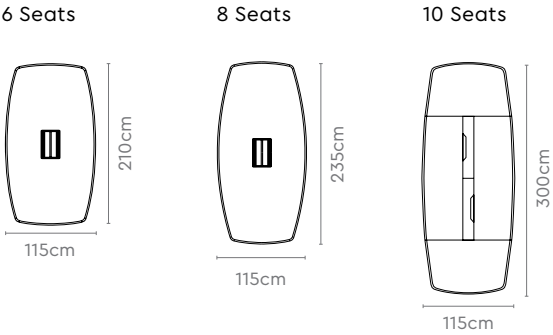
#### MEMBRANE RANGE



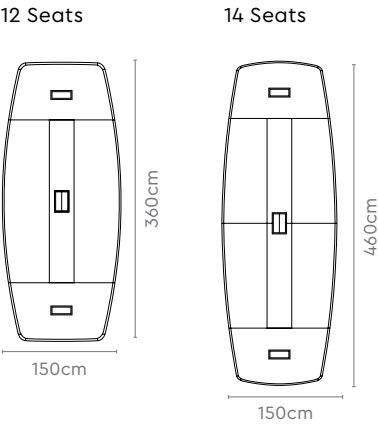
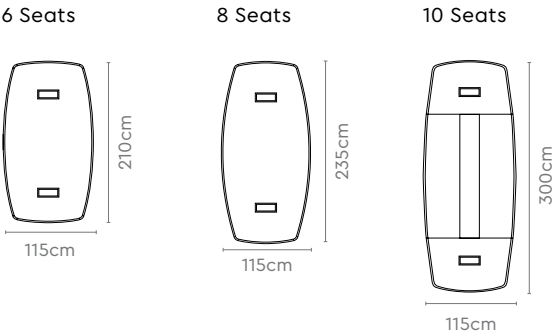
Tobacco Ash/  
Black

### Measurements

#### PLT & Membrane Range



### AV Range



VC Collab

Mingle Range

Features

- This AV-integrated conference table is equipped to take on the demands of the digital era.
- It comes in an aesthetically-pleasing design with a waterfall edge, and a worktop that offers optimal viewing experience to all its users.
- Eliminates the need for a special video conferencing room, and can also be used to nurture collaborative workspaces.
- Concealed channels provided to route wires and ensure a clutter and tangle-free workspace.



Colour & Material

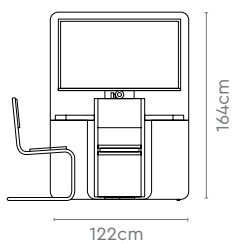
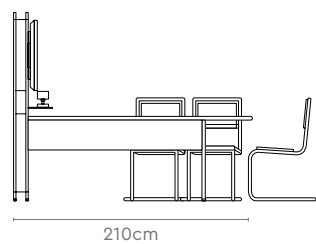
MEMBRANE & LAMINATE



Nova Magnolia & Noce Versailles

Measurements

Standard Seating


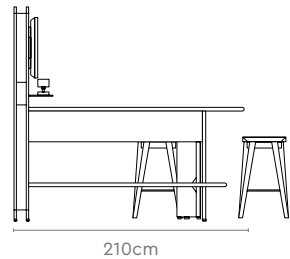


Pair with  
**Scintilla High Chair**

→ Pg 101



High Seating



| All sizes in cm  | Width | Depth | Height |
|------------------|-------|-------|--------|
| Standard Seating | 210.0 | 122.0 | 164.0  |
| High Seating     | 210.0 | 122.0 | 192.0  |

POD

Mingle Range

Features

- The Mingle – Pod is equipped with an access flap for easy power and data connectivity.
- The provision of a concealed wire management system under the worktop keeps your desk clutter-free.
- It comes in an aesthetically-pleasing design, and a worktop that offers optimal viewing experience to all its users.
- Available in PLT and MEM options.



Colour & Material

PLT RANGE



Siam Teak



Palau Teak



Greystone Dark  
(115cm DIA)

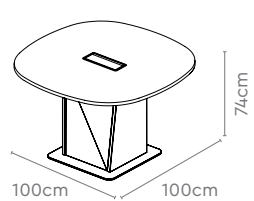
MEMBRANE RANGE



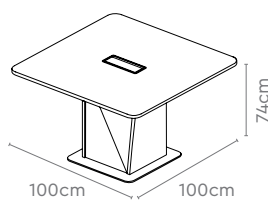
Tobacco Ash

Measurements

Circular



Square



Pair with

**Motion High Back**

→ Pg 85



| All sizes in cm | Width       | Depth       | Height | DIA         |
|-----------------|-------------|-------------|--------|-------------|
| Circular        | -           | -           | 74.0   | 100.0/115.0 |
| Square          | 100.0/115.0 | 100.0/115.0 | 74.0   | -           |



Conclave



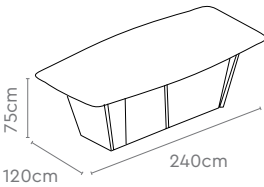
Design Registered

Features

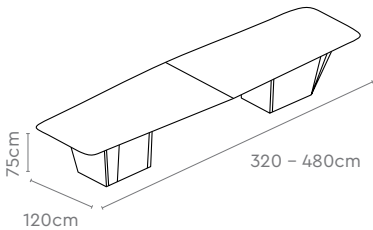
- This classy table is complete with a black back-painted glass top, made out of 12 mm thick toughened glass.
- Plug-and-play data and power points available for individual users, with an in-built concealed wire management system for a clean, neat, and clutter-free tabletop.
- Additional concealed storage available to keep supporting material within reach during discussions.

Measurements

8 Seater (Curvilinear)



10 – 14 Seater (Curvilinear)



Colour & Material

LAMINATE



Black Ink

| All sizes in cm | Width | Depth       | Height |
|-----------------|-------|-------------|--------|
| 8 Seater Curve  | 240.0 | 120.0/150.0 | 75.0   |
| 10 Seater Curve | 320.0 | 120.0/150.0 | 75.0   |
| 12 Seater Curve | 400.0 | 120.0/150.0 | 75.0   |
| 14 Seater Curve | 480.0 | 120.0/150.0 | 75.0   |

Flip NXT

Features

- As the name suggests, the Flip NXT tables can be flipped up to make more room as and when needed.
- Its 360-degree rotating castors and an easy-to-access handle help flip the table up and down in a smooth manner.
- Comes in a sleek, compact, and lightweight design with rounded corners to avoid injury.
- Thanks to its unique leg design and understructure, the Flips NXT table blends well with most office spaces and aesthetics.



Colour & Material

MEMBRANE RANGE



Ferrera Oak

PU RANGE



Green



RAL White

Measurements

2 Seater



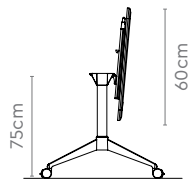
4 Seater



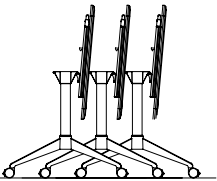
6 Seater



Fold Up Condition



Stacked Condition



| All sizes in cm | Width       | Depth | Height |
|-----------------|-------------|-------|--------|
| 2 Seater        | 120.0/135.0 | 60.0  | 75.0   |
| 4 Seater        | 150.0/165.0 | 75.0  | 75.0   |
| 6 Seater        | 180.0       | 75.0  | 75.0   |

# Unlearn


Features

- The Unlearn is a sleek table that ensures minimum use of space, while giving it an aesthetic edge.
- Comes equipped with a well-designed wire management system that ensures a clean under-the-table environment, while providing ample leg room.
- Access flap mounted on the tabletop enables easy access to plug points.
- Available in four base units: Single, Double, Triple, and a Six-seater table.

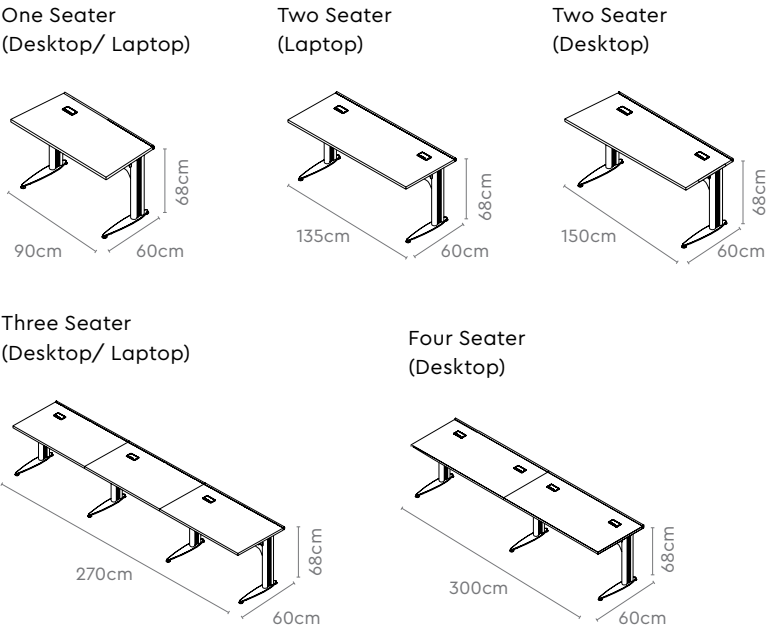


Colour & Material

LAMINATE



Measurements



| All sizes in cm                | Width | Depth | Height |
|--------------------------------|-------|-------|--------|
| One Seater (Desktop/ Laptop)   | 90.0  | 60.0  | 68.0   |
| Two Seater (Laptop)            | 135.0 | 60.0  | 68.0   |
| Two Seater (Desktop)           | 150.0 | 60.0  | 68.0   |
| Three Seater (Desktop/ Laptop) | 270.0 | 60.0  | 68.0   |
| Four Seater (Desktop)          | 300.0 | 60.0  | 68.0   |
| Four Seater (Laptop)           | 270.0 | 60.0  | 68.0   |

# Cafe Pod

Features

- Clean design that accentuates any cafeteria space it's in.
- Can be folded when not in use, and stacked horizontally.
- Comes with a serrated stainless steel pedestal for increased sturdiness and superior aesthetics.




Colour & Material

PU RANGE



RUBBER WOOD



STAINLESS



Measurements



Folded Condition



| All sizes in cm               | Width | Depth | Height |
|-------------------------------|-------|-------|--------|
| Rubber Wood Top/ Concave      | 80.0  | 80.0  | 73.8   |
| Stainless Steel Top/ Straight | 80.0  | 80.0  | 74.25  |
| PU Top/Convex                 | 80.0  | 80.0  | 74.5   |



Time Out

Features

- Add a pop of colour to your cafeteria and breakout spaces with the stylish Time Out series.
- Table surfaces and understructure are easy to clean, maintain, and are designed to look fresh for years.
- Stackable, which helps you manage your space better.
- Available in PU-coated top (with powder-coated understructure) and membrane top (with stainless steel understructure).
- Comes in four, six and eight-seater configurations.




Design Registered

Colour & Material

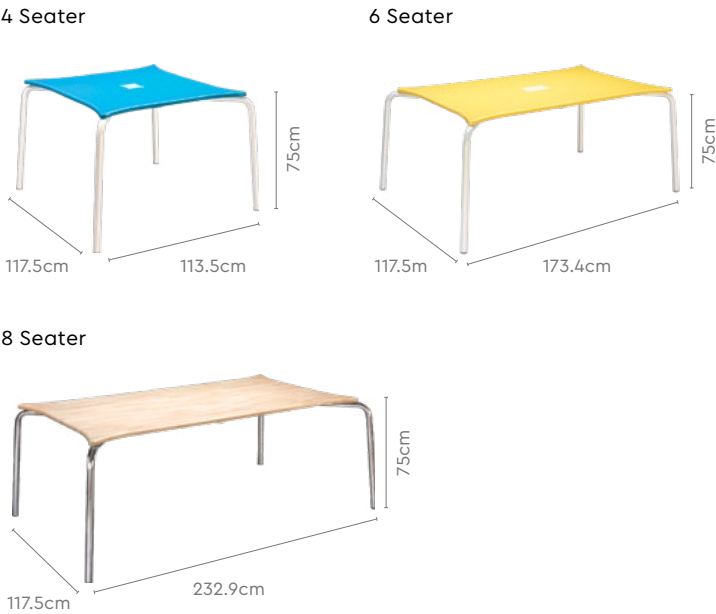
PU RANGE



MEMBRANE RANGE



Measurements



| All sizes in cm | Width | Depth | Height |
|-----------------|-------|-------|--------|
| 4 Seater        | 113.5 | 117.5 | 75.0   |
| 6 Seater        | 173.4 | 117.5 | 75.0   |
| 8 Seater        | 232.9 | 117.5 | 75.0   |

Flip NXT

Features

- As the name suggests, the Flip NXT tables can be flipped up to make more room as and when needed.
- Its 360-degree rotating castors and an easy-to-access handle help flip the table up and down in a smooth manner.
- Comes in a sleek, compact, and lightweight design with rounded corners to avoid injury.
- Thanks to its unique leg design and understructure, the Flips NXT table blends well with most office spaces and aesthetics.

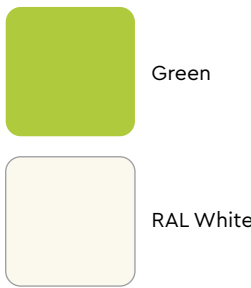


Colour & Material

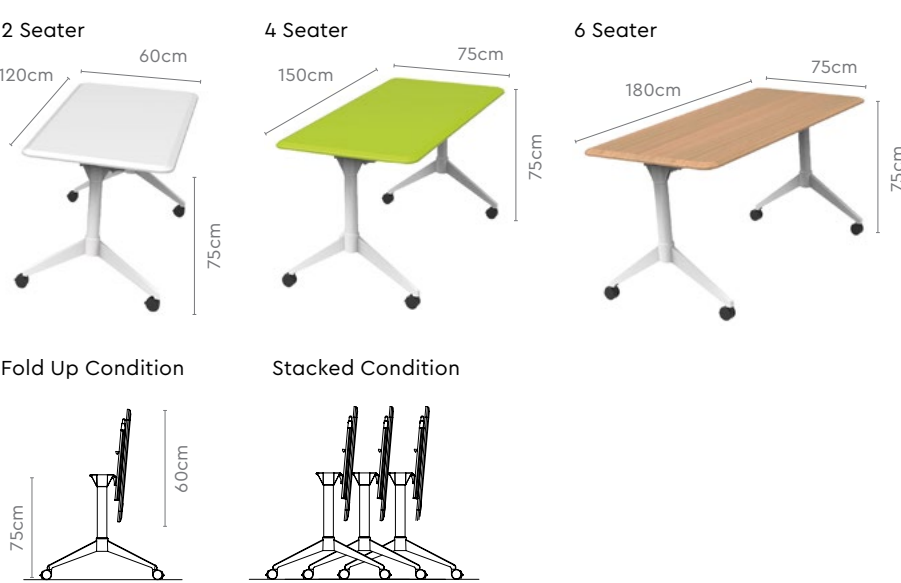
MEMBRANE RANGE



PU RANGE



Measurements



| All sizes in cm | Width       | Depth | Height |
|-----------------|-------------|-------|--------|
| 2 Seater        | 120.0/135.0 | 60.0  | 75.0   |
| 4 Seater        | 150.0/165.0 | 75.0  | 75.0   |
| 6 Seater        | 180.0       | 75.0  | 75.0   |

# SPECTRUM

THE COLOUR EXPERIENCE

## Colours, Materials, Finishes and Textures

Godrej Interio's Colour System — **Spectrum** — presents infinite possibilities for creating fresh and inspiring themes for workplaces. In the following pages, we demonstrate some of these possibilities using a curation of workplace themes, and a glimpse of the 100+ colours, materials, finishes and textures we offer.



### Inspired by Culture

A city rich in history, Jodhpur's architecture, colours and people signify a beautiful blend of traditions and warmth. Even as the city is adapting to urbanization, it communicates to stay rooted while exploring the new.

### Inspired by Flavour

Spices define the nature of food, their intensity and combinations can enhance the punch in the flavour. A combination of such colours and materials triggers the required spark for an interesting conversation.







- FO69 Luminuos
- PW34 Texas Yellow
- FB03 Cement Grey
- FO24 Blue Iceberg
- LM21 Sugar White

Inspired by Spry

Playing sports is not only a wonderful way to stay fit but it is also one of the best stress busters. Aspects of a game such as energy, team spirit and problem solving are synonymous to today's workforce.

Inspired by Refresh

Urban spaces have made us detached from nature. A refreshing, exhilarating experience of spaces with greens is a welcome break.

- FO14 Vitamin Bright
- FO33 Tree Mist
- PW27 Tex Bond White
- LM44 Warm Grey
- MB116 Amati PC



- PW16 Sunset Sky
- PW11 Vivid Cerulean
- PW27 Sugar White
- MB114 Verade Oak Soft Natural

Inspired by Summer

A summer vacation state of mind with pops of colour, a sense of serenity, friends, sun, sand and sea. A refreshing fun-filled break.

Inspired by Zest

Food is a dominant part of one's culture that helps strengthen the community at a workspace, and chilies are the most common ingredients that can bind multi-cultural cuisines together.



- FL06 Garnet
- PW27 Tex Bond White
- PW14 Gargoyle
- FK01 Black Ink
- LM104 Kitami Elm





- FL04 Prussian Blue
- LT52 Dark Tan
- FL01 Black Ink
- MB112 Tobacco Ash

**Inspired by Regal**

A meet that could shape the future needs the right setting and tone. An earthy and contemporary palette brings a feeling of power and authority.

**Inspired by Active**

Health is the highest priority for a new age worker. Healthy living is a growing focus area that urges us to practice an active lifestyle even at work. It makes us feel positive, energetic and motivated.

- FS05 Leaf Green
- FC02 Dark Tangerine
- FS20 Cardinal
- PW11 Vivid Cerulean
- LM21 Sugar White



# Foam Laminated Fabric Seating (FL)

- FL01 Black Ink
- FL04 Prussian Blue
- FL06 Garnet
- FL07 Royal Blue
- FL08 Saddle Brown
- FL10 Earth Stone
- FL14 Vitamin Bright
- FL56 Amethyst Regale

# Breakout Fabric Seating (FB)

- FB03 Cement Grey
- FB04 Ink
- FB18 Milan Red
- FB51 Shadow

# Sofa Fabric Seating (FS)

- FS02 Dark Tangerine
- FS04 Denim
- FS05 Leaf Green
- FS11 Vivid Cerulean
- FS20 Cardinal
- FS72 Mink
- Peacock
- Flame
- Citron
- Cement Grey



# Crepe Fabric Seating (FC)



FC01  
Black Ink



FC02  
Dark Tangerine



FC03  
Cement Grey



FC04  
Prussian Blue



FC06  
Garnet



FC07  
Royal Blue



FC08  
Saddle Brown



FC10  
Earth Stone



FC12  
Azure



FC14  
Vitamin Bright



FC16  
Sunset Sky



FC18  
Milan Red



FC22  
Orchid Purple



FC24  
Blue Iceberg



FC25  
Country Green




FC42  
Copper Moon




FC64  
Mint


# Knitted Fabric Seating (FK)




FK01  
Black Ink




FK02  
Dark Tangerine




FK03  
Cement Grey




FK04  
Prussian Blue




FK07  
Royal Blue




FK08  
Saddle Brown



FK10  
Earth Stone



FK18  
Milan Red



FK61  
Retro Blue

# Leatherette Sofa (LS)



LS01  
Black Ink



LS02  
Dark Tangerine



LS05  
Leaf Green



LS11  
Vivid Cerulean



LS20  
Cardinal



LS48  
Slate Grey



LS50  
Camel



LS52  
Dark Tan



LS74  
Horizon

# Leather (LT)



LT01  
Black Ink



LT50  
Camel



LT52  
Dark Tan



LT53  
Brown



LT80  
Natural



Black



Camel



Tan

# Leatherette Chair (LC)



LC01  
Black Ink



LC50  
Camel



LC52  
Dark Tan



LC53  
Brown



Toffee



Peanut



Tan




Ruben Blue




Black


# Net / Micro Mesh / Spacer Fabric Seating (NM & SF)




NM01  
Black Micromesh




NM117  
Chestnut




NM118  
Charcoal




NM  
Black Fabric Net




NM  
Black Checked




NM  
Grey Checked



NM  
Black Wave



NM  
Grey



SF51  
Shadow

# Plush Fabric (FP)



FP01  
Chocolate



FP03  
Dark Grey



FP04  
Dark Blue

# Unwind Range



Aqua Blue



Lime Green



Marigold  
Yellow




Orchid White




Raspberry Red


# Laminate (LM)




LM01  
Black Ink




LM03  
Cement Grey




LM09  
Cloud Grey




LM13  
Aero Blue




LM15  
Gargoyle




LM21  
Sugar White




LM26  
Pebble Stone




LM27  
Frosty White




LM40  
Red Soil




LM44  
Warm Grey




LM59  
Petrol Blue




LM89  
Choco




LM91  
Malaga Cherry




LM92  
Cincinnati Walnut




LM93  
Palau Teak




LM94  
Siam Teak




LM95  
Riviera Oak




LM96  
Salisbury Oak




LM97  
Rimini Walnut




LM98  
Thansau Maple




LM99  
Coburg Oak




LM100  
Noce Versailles




LM101  
Imperial Oak




LM102  
Bengali Mango




LM103  
Bavarian Beech




LM104  
Kitami Elm




LM105  
Highland Pine




LM106  
Maldau Acacia




LM107  
Douglas Pine




LM108  
Nyana Teak



LM109  
Diamond



LM110  
Greystone Light



LM111  
Greystone Dark

# Membrane Range (MB)



MB01  
Orchidea Nera  
Supermatt



MB21  
Alkoren White  
Suede Matte



MB112  
Tobacco Ash



MB113  
Tiepolo PC



MB114  
Verade Oak  
Soft Natural



MB115  
Nova Magnolia



MB116  
Amati PC



# Fabric Modular (FO)

|  |   |   |   |   |  |   |
|--|---|---|---|---|--|---|
|    |    |    |    |    |    |    |
| FO02<br>Dark Tangerine   | FO03<br>Cement Grey   | FO04<br>Prussian Blue   | FO05<br>Leaf Green  | FO06<br>Garnet  | FO07<br>Royal Blue   | FO08<br>Saddle Brown  |
|    |    |    |    |    |    |    |
| FO10<br>Earth Stone  | FO11<br>Vivid Cerulean  | FO12<br>Azure   | FO13<br>Aero Bue  | FO14<br>Vitamin Bright  | FO15<br>Gargoyle   | FO16<br>Sunset Sky  |
|    |    |    |    |    |    |    |
| FO19<br>Indian Red Chili   | FO20<br>Cardinal  | FO22<br>Orchid Purple   | FO24<br>Blue Iceberg  | FO25<br>Country Green   | FO28<br>Boysenberry  | FO29<br>Amethyst  |
|   |   |   |   |   |   |   |
| FO30<br>Powder Blue  | FO31<br>Blue Grass  | FO33<br>Tree Mist   | FO35<br>Victorian Gold  | FO36<br>Cream   | FO38<br>Oranger Spark  | FO39<br>Burnt Orange  |
|  |  |  |  |  |  |  |
| FO41<br>Young Wine   | FO42<br>Copper Moon   | FO44<br>Warm Grey   | FO45<br>Stone Path  | FO46<br>Roasted Bean  | FO47<br>Champagne  | FO54<br>Fresh Leaf  |
|  |  |  |  |  |  |  |
| FO55<br>Plum Pastel  | FO57<br>Baby Blue   | FO58<br>Caspian Sea   | FO60<br>Blue Ivy  | FO62<br>Citrus  | FO63<br>Green Sea  | FO65<br>Conifer   |
|  |  |  |  |  |  |  |
| FO67<br>Jungle Cane  | FO69<br>Luminuos  | FO70<br>Fuscia  | FO70<br>Jaipur Pink   | FO73<br>White Sand  | FO75<br>Acron  | FO76<br>Indian Coffee   |
|  |  |  |  |   |  |   |
| FO85<br>Granada  | FO86<br>Latte   | FO87<br>Sliver Line   | FO88<br>Caramel   |   |  |   |

# Powder Coat (PW)

|   |   |   |   |  |  |  |
|---|---|---|---|--|--|--|
|    |    |    |    |   |   |   |
| PW01<br>Black Ink   | PW02<br>Dark Tangerine  | PW03<br>Cement Grey   | PW04<br>Prussian Blue   | PW05<br>Leaf Green   | PW06<br>Garnet   | PW09<br>Cloud Grey   |
|    |    |    |    |   |   |   |
| PW11<br>Vivid Cerulean  | PW13<br>Aero Blue   | PW14<br>Gargoyle  | PW16<br>Sunset Sky  | PW18<br>Indian Red Chilli  | PW20<br>Cardinal   | PW21<br>Sugar White  |
|    |    |    |    |   |   |   |
| PW24<br>Blue Iceberg  | PW26<br>Pebble Stone  | PW27<br>Tex Bond White  | PW33<br>Tree Mist   | PW34<br>Texas Yellow   | PW40<br>Red Soil   | PW41<br>Young Wine   |
|   |   |   |   |  |  |  |
| PW44<br>Warm Grey   | PW48<br>Slate Grey  | PW54<br>Fresh Leaf  | PW66<br>Lime  | PW68<br>Banana Yellow  | PW74<br>Horizon  | PW78<br>Medieval Town  |
|  |  |  |  |  |  |  |
| PW81<br>Sepia Brown   | PW82<br>Prince Grey   | PW83<br>Platinum Silver   | Matt Taupe<br>White   |  |  |  |