



Home Furniture

Living, Dining, Occasional Furniture,
Bedroom, Home Storage and Mattress 2023

Index

Living Room

Sofa

Page 12 — 74



Sofa Bed

Page 75 — 82



Index

Living Room

Recliner

Page 83 — 95



Casual Seating

Page 96 — 98



Wing Chair

Page 99 — 101



Poufs

Page 102 — 109



Coffee Tables

Page 110 — 145




Corner Tables

Page 146 — 167



Chest of Drawers

Page 168



Index

Living Room


Display / Media Units

Page 169 — 177



HEC & TV Units

Page 178 — 189



Dining Room

Glass Top Table

Page 192 — 205



Marble Top Table

Page 206 — 208



Wooden Top Table

Page 209 — 239



Bar / Counter

Page 240



Buffet Table

Page 241



Bench

Page 242 — 249



Index

Occasional Furniture

Bean Bags
Page 252 — 254



Shoe Cabinet
Page 259 — 267



Home Seating
Page 277 —282



Study and Lounge
Page 295 — 299



Bar Cabinet
Page 255 — 257



Study Room
Page 268 — 276



Computer Workstation
Page 283 —294



Book Shelf
Page 258



Index

Bedroom

Bed Sets
Page 302 — 394



Single Beds
Page 395 — 398



Index

Bedroom Storage

Wardrobe and Storage

Page 400 — 442



Mattress & Accessories

Mattress

Page 444 — 486



Mattress Beds & Sofa Beds

Page 487 — 498



Accessories

Page 489 — 492



Home Isn't Where You Live. It's Where You Come Alive.



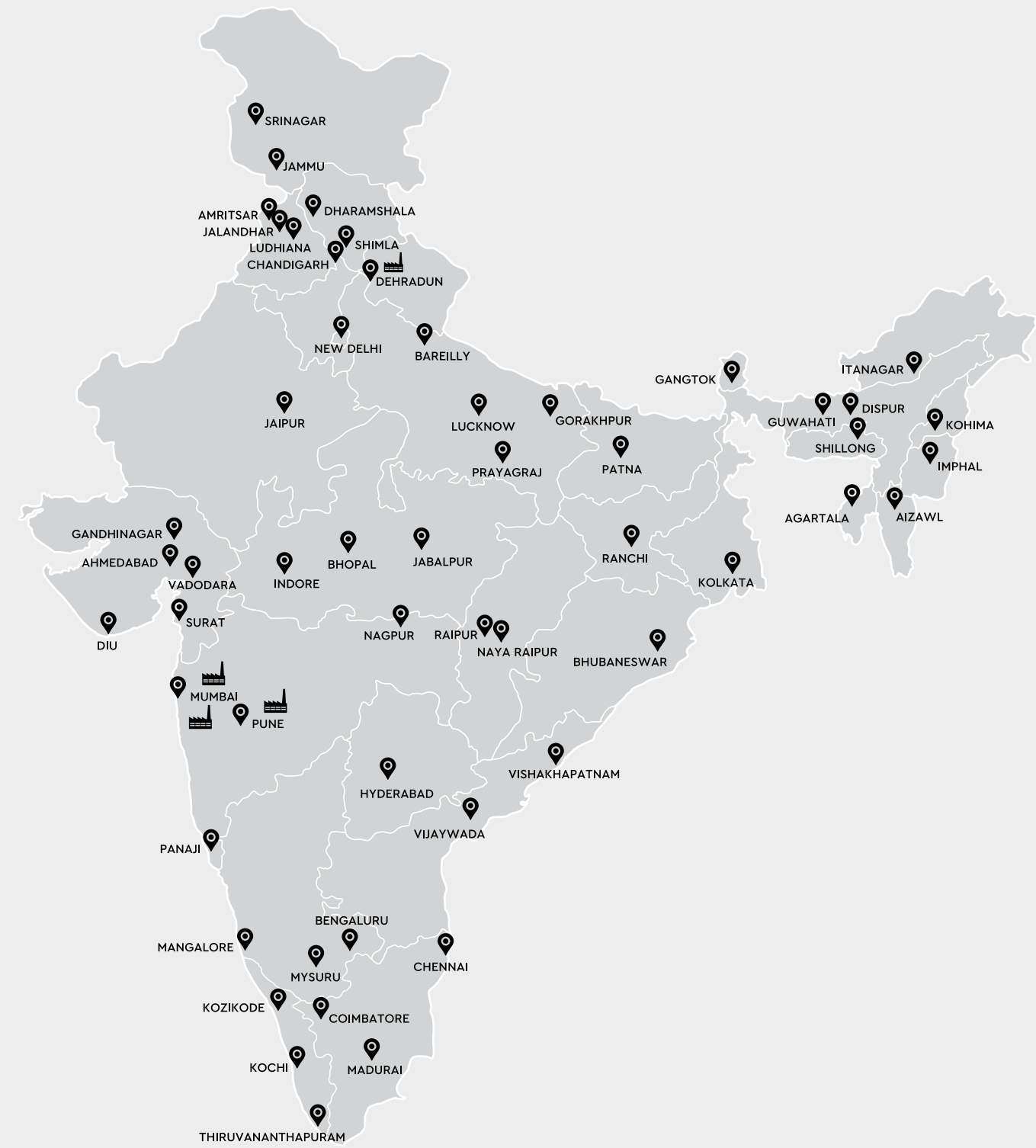
The joy of returning home is a feeling par none. It's your personal oasis of love, care, inspiration, memories, and laughter. That's why furnishing your dream home is more than a list of must-haves to check. It's in fact a careful curation of everything that comforts your soul. For how you shape your home, shapes you. **Furnish your dream home with Godrej Interio Home Furniture, and make your home truly feel like YOUR HOME.**

Enhancing Homes. Enriching Lives.

With a rich legacy that spans over 125 years, Godrej is a pioneer across industries in India. With Godrej Interio, we have now made it our mission to make aspirational lifestyles achievable.

A recipient of 34 India Design Mark Awards till date, Godrej Interio aims to create brighter homes by crafting products with the highest design quotient in terms of aesthetics, functionality, and technology. Only the best of materials are used in our products, providing you with furniture that will last a lifetime and more.

To have a home is to have hope. And to have a beautiful home is to have an everlasting source of joy and inspiration. What are you waiting for? Allow us to help you make your home and your lives a whole lot brighter.




Our Presence: 800+ Stores in India

Get complete access to our wide range of Home Furniture across our 800+ stores in India. Manufactured at our facilities in Vikhroli, Shirwal, Khalapur, Haridwar, and Bhagwanpur, all our Home products pass through multiple stringent quality checks before they reach you.

See Your Dream Home Take Shape.

Book A Consultation with
Godrej Interio Home Interiors

Be it the images you see in your mind's eye, or those that catch your attention on magazine covers, Godrej Interio Home Interiors can help you envision, design, and realise your dream home.



What We Offer

Customized Furniture & Interiors + Design & Build + Post Sales Service = One-Stop Solution For All Your Interior Design Needs

Currently available in select cities. To know more, visit godrejinterio.com/home-interiors

Godrej interio | HOME INTERIORS

www.godrejinterio.com/home-interiors



Living Room

Page 12 Sofa	Page 75 Sofa Bed
Page 83 Recliner	Page 96 Casual Seating
Page 99 Wing Chair	Page 102 Pouf
Page 110 Coffee Table	Page 146 Corner Table
Page 168 Chest of Drawers	Page 169 Display / Media Units
Page 178 HEC & TV Units	

Muffy



Features

- The comfiest sofa in the house, made to offer maximum cloud-like comfort.
- An experience cushioned in an embrace of fluffy softness.
- Every loose cushion in the sofa can be re-fluffed with extra fibre as the product ages, to regain its original heavenly essence.

Colour & Material

LEATHERETTE



Marine Blue



Toffee

Measurements



Details



Nebula V3



Features

- Contemporary design ideal for social gatherings and occasions.
- Carefully balanced proportions with a special attention to detail and focus on comfort.
- Adjustable headrest and spacious seating.
- The characteristics of a modular lounge with a touch of grandeur.
- Pine wood frame enhances stability of the product, and the metal stiffeners add rigidity to the structure.
- Non-touch areas covered in quilts for a more premium look and feel.

Colour & Material

FABRIC & LEATHERETTE



Brown



Grey & Ash

Measurements

All sizes in cm	Width	Depth	Height	Seat Height
1 Seater	101.0	97.5	93.0	46.0
2 Seater	166.0	97.5	93.0	46.0
3 Seater	231.0	97.5	93.0	46.0

Details



Harmony V2



Features

- Innovative and ergonomically designed with a high backrest and adjustable headrest.
- Reclines to a maximum position of 105 degrees with noiseless movement for full relaxation of the spine.
- Bluetooth-enabled music system and flexible LED reading lamp.
- Upholstered in cooling polyester fabric that is easy to keep clean.



Colour & Material

FABRIC

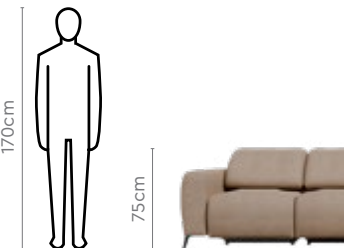


Fab Grey

Measurements



Proportion



Details



Aristocrat



Features

- PVC upholstery which is dust resistant.
- Wooden armrests give a regal aesthetic, and are rounded at touch points.
- Magazine packet for storage.
- Soft foam and lumbar support for comfort.
- Prominent demarcation of seats which gives a rugged look.
- High backrest which engulfs the entire body.

Measurements

1 Seater



3 Seater



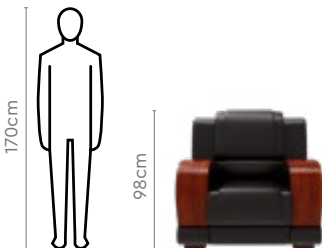
Colour & Material

PVC LEATHER



Black

Proportion



Details



Broadway V2

Modular Concept



Design Registration No: 270333, 270332, 270331, 270330, 2702329, 2702328, 2702327

- Features**
- Chic modular design that can be configured to your needs. Ideal for media rooms, living rooms, or lounges.
 - Everything from the armrests to the individual units can be easily moved around, allowing you to refresh the look of your living space with ease.
 - Spacious design that can seat as many people as you want.

In the set

Boradway V2 Sofa Set



Measurements



Broadway V2

Modular Concept


Colour & Material

FABRIC & LEATHERETTE

STANDARD



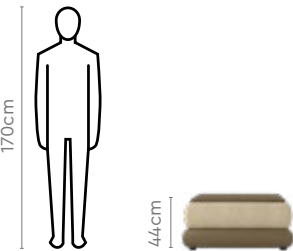
CUSTOMIZED



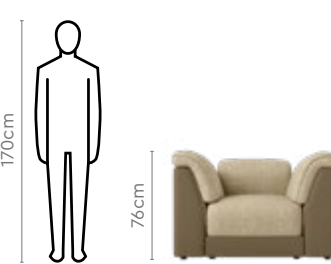
Measurements



Proportion



Proportion



Details



Muffy V2




Features

- The comfiest sofa in the house, made to offer maximum cloud-like comfort.
- An experience cushioned in an embrace of fluffy softness.
- Every loose cushion in the sofa can be re-fluffed with extra fibre as the product ages, to regain its original heavenly essence.

Colour & Material

FABRIC



Measurements



Details




Orlando Plus



Features

- Pure leather upholstery that stretches and moulds to the shape of the individual frame without sagging, losing form, cracking, or peeling.
- Recron-filled high backrest that supports the entire body along with the shoulder and head for enhanced comfort.
- Demarcated seats filled with soft foam with symmetrical stitching lines.
- Elevated from the ground which facilitates cleaning.
- Excellent craftsmanship with aesthetic piping and rounded soft edges.
- Enhanced longevity owing to Double Webbing – S-spring + Nylon.
- Solid wood frame along with the plywood cross section offers more rigidity to the sofa.

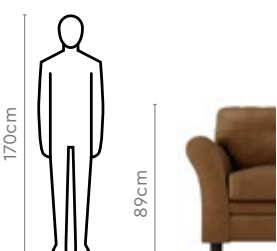
Colour & Material



Measurements



Proportion



Details



Orleans Advance



Features

- Elevated sofa upholstered in pure leather in prominent touch points.
- Designed with special attention to ergonomics.
- Understructure made of a solid wood frame with a plywood cross section.
- S-spring webbing, soft foam, and polyester fibre seating.
- Recron-filled armrests and backrest with quilts for ergonomic lumbar support.

Measurements



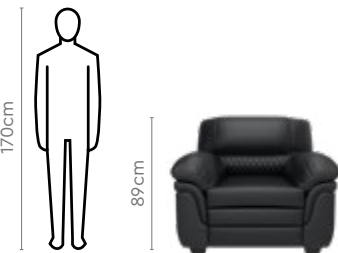
Colour & Material

COMPOSITE LEATHER



Black

Proportion



Details



Cedar



Features

- Distinct-looking mid-back sofa with a curved backrest and angular wooden armrests.
- Crafted from long lasting Sheesham wood, making it extremely sturdy and resilient to insects, fungus, and mold.
- Recron-filled cushions for back support, and soft foam for comfortable seating.

Measurements



Colour & Material

FABRIC + SHEESHAM WOOD



Beige

DURA WOOD Range of solid wood products

Pair with

Meraki Coffee Table

→ Pg 117

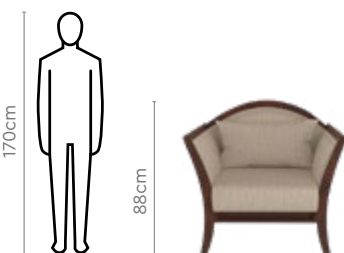


Meraki Corner Table

→ Pg 149



Proportion



Details



Majesta Plus

With Wing Chair



Features

- Durable and ergonomic statement piece made from pure leather upholstery at prominent touch points.
- Clearly visible top grains of leather adds to its aesthetic appeal, with soft foam at armrest and backrest for added comfort.
- Chesterfield design on the backrest lends it a premium, unique look and feel.
- Seasoned solid wood frame and a plywood cross section in the understructure ensures durability.
- Sturdy rubber wood rounded legs that can easily take heavy loads, giving you the freedom to sit on it as you like without fearing damage.

Colour & Material

PURE LEATHER



Cherry

In the set

Majesta Plus Sofa Set

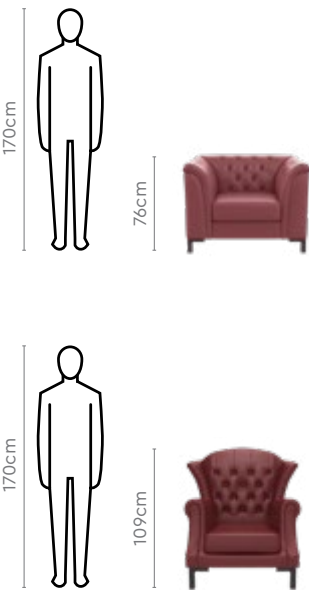


Measurements



Majesta Plus Sofa Set

Proportion



Measurements



2 Seater



Details



Wing Chair



Details



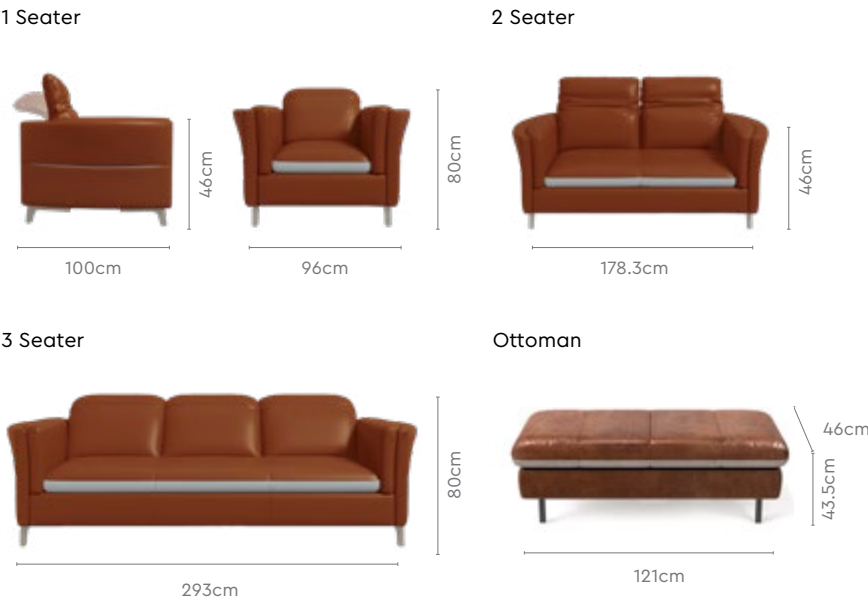
Camber



Features

- Contemporary design mounted on stainless steel legs and upholstered in full grain aniline leather.
- Slim base with a spread out top that creates an aesthetic combination of function and comfort.
- When upright, the adjustable backrest provides ample support for the neck and spine, useful for watching TV or unwinding.
- Comes with a broad armrest that boasts a curvilinear design for added comfort, and a premium aesthetic.

Measurements



Colour & Material

ANILINE LEATHER



Tan

Details



Latitude



Features

- An adjustable headrest and the generous high backrest ensure ergonomic support for the entire body.
- The soft sheen of pure leather enhances the aesthetics, with the top grains clearly visible.
- The framework of Pine wood ensures durability for a long-lasting experience.
- Superlative seating comfort with a soft, firm, and bouncy feel.

Measurements



Colour & Material

LEATHER



Blue

Details



Rhythm V2



Features

- Special 3D-woven fabric that creates an interesting pattern and increases durability when compared to regular fabric.
- Sofa understructure made from tropical hardwood, with the 3-seater featuring a unique fifth leg for additional structural support.

Measurements



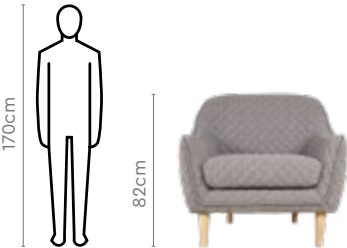
Colour & Material

3D WOVEN FABRIC



Dark Grey

Proportion



Details



Doyen Advance



Features

- Sturdy and solid body and frame made from Godrej Interio's exclusive natural wood — Dura-wood.
- Dura-wood is an inherently strong durable wood with a rustic charm, and is specially treated to make it resistant against termites and seasonal changes.
- Fabric upholstery and classic style.
- Elevated from the ground for easy cleaning.

Measurements



Colour & Material

FABRIC



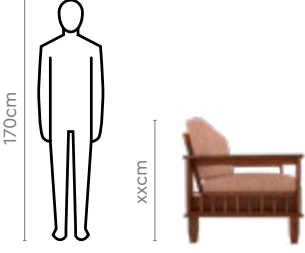
Orange

SHEESHAM WOOD



Walnut

Proportion



Details



DURA WOOD Range of solid wood products

Pair with

Meraki Coffee Table
→ Pg 117



Vertex



Features

- High-back sofa offering firm lumbar support for comfortable upright or casual seating.
- Broad seating space plus longer length of the 3-seater makes it ideal for napping or relaxed lounging.
- A unique and aesthetic armrest, with a wooden panel on top, which doubles up as a coffee table.
- Comes in LH and RH configurations for higher flexibility.

In the set

Vertex Sofa Set

1 Seater



2 Seater



3 Seater



Pair with

**Skyline
Corner Table**
→ Pg156



Measurements



Vertex Sofa Set

Colour & Material

FABRIC + SYN LEATHER

MTA Swatches



Toffee +
Dark Grey



Pebble +
Dark Grey

MTO Swatches



New Beige
+ Purple



New Beige
+ Forest



New Beige
+ Camel



Peanut +
Khaki



Charcoal +
Anthracite



Charcoal
+ Ash



Peanut +
Truffle



Rubben
Blue + Blue



Brown +
Chocolate



Black +
Black

Measurements

1 Seater



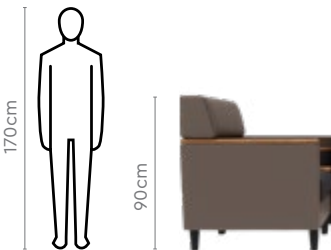
2 Seater



3 Seater



Proportion



Details




Amaze



Features

- L-shaped sofa with cooling polyester fabric upholstery.
- Recron-filled back cushions and soft foam elevated seating for added comfort.
- Interchangeable chaise for flexible styling.
- Snap fit for minimum assembly time.

Measurements



Colour & Material

FABRIC



Pair with

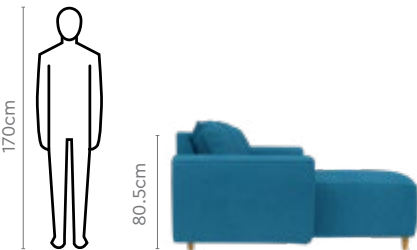
Harmony
Coffee Table
→ Pg 122



Harmony
Corner Table
→ Pg 146



Proportion



Details



Arcade



Features


- High-back sofa offering firm lumbar support for comfortable upright or casual seating.
- Adjacent display storage units can be configured in 4 different ways, depending upon the user's storage needs.
- Detachable top lid of the display storage box can be used as a side tray for the sofa.

Measurements

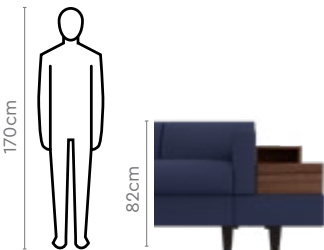


Colour & Material

FABRIC



Proportion



Details



Encardo




Features

- Robust rubber wood frame.
- Easy-to-maintain PVC upholstery.
- Demarcated seats with clean stitching lines.
- Soft foam for sinking feeling.
- Compact size for space management.

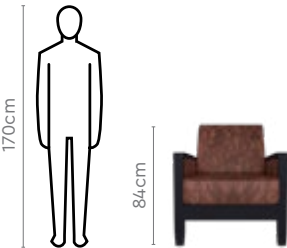
Measurements



Colour & Material



Proportion



Details



Rio Plus



Features


- Sound structure and frame made using choicest tropical wood.
- Synthetic leather upholstery requires minimum upkeep while offering the rich look of leather.
- Comes in a compact form that offers utmost comfort while occupying very little space.

Measurements

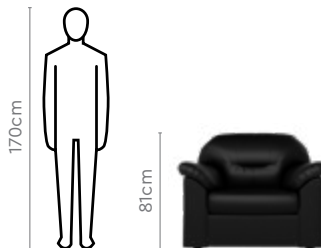


Colour & Material

SYNTHETIC LEATHER



Proportion



Details



Ecliptic



Features

- Contemporary meets classic in this stylish design.
- Combination of solid wood and plywood lends a sturdy structure to the sofa. Where the plywood adds moisture resistance and is termite-free; the thick solid wood is knot-free which makes for a robust frame.
- PVC weight bearing legs can easily take heavy loads.
- Special attention to overall finish and comfort to enable multi-use and ease of various seating postures.

Measurements



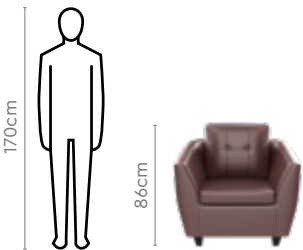
Colour & Material

SYNTHETIC LEATHER




Burgundy

Proportion



Details



Hexa



Features

- Quilted cushions with wooden accents under the armrests add character and charm.
- Recron-filled cushions provide a comfortable sink-in feel with lumbar support.
- Curved, slender armrests with waterfall edges support leaning.
- Easy to clean, water-proof upholstery withstands daily use, built to endure.

Measurements



Colour & Material

SYNTHETIC LEATHER



Burgundy

Details



Opulent Plus



Features

- High quality multi-step specially treated plywood sofa frame that is termite and bug resistant.
- Contemporary two-tone PVC upholstery that is cool to touch, abrasion resistant, and easy to maintain.
- Fine craftsmanship reflected in the masterful finish, making it a sofa for artistic minds.
- Stainless steel legs enhance aesthetics and prevent the sofa from rusting.



Colour & Material

SYNTHETIC LEATHER



Beige & Black



Claret & Black

Measurements

1 Seater



In this set

Opulent Coffee Table

→ Pg 118



3 Seater



Proportion



Details



Conforto




Features

- Generous lumbar support that embraces the entire back for optimum comfort.
- Easy to clean and low maintenance synthetic leather upholstery, giving it a smooth and rich finish.
- Strong rubber wood legs that can withstand rough usage.



Colour & Material

LEATHERETTE



Black



Copper Dust

Measurements

1 Seater



2 Seater



3 Seater



In this set

Meraki Coffee Table

→ Pg 117

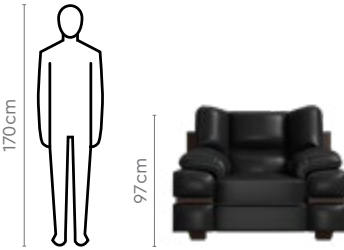


Meraki Corner Table

→ Pg 149



Proportion



Details



Jinerio Nx




Features

- Enhanced mid-back sofa with quilted lumbar support and backrest divided into two Recron-filled cushioned pockets, making it suitable for comfortable seating for long hours.
- Boasting a stylish dual colour upholstery, this sofa is inspired by the British Club style and has a mid-century modern aesthetic with clean lines and gentle organic curves.
- Ergonomically-designed generous armrests of the sofa with its rounded form provide ample space to rest arms in multiple postures.




Colour & Material

FAB LEATHER (MICRO FIBRE)



Dune



Espresso

Measurements

1 Seater



2 Seater



3 Seater



Pair with

Meraki Coffee Table

→ Pg 117



Meraki Corner Table

→ Pg 149



Proportion



Details



Elliptica



Features

- The Elliptica is a stylish solution that maximizes seating while minimizing the floor space required.
- The elliptical corner seat with a PU matte finish serves as a platform for displaying artifacts and vases.
- Fine craftsmanship with a solid wood frame designed to last and create unforgettable memories.

Colour & Material

SYNTHETIC LEATHER & FABRIC



Grey

Measurements

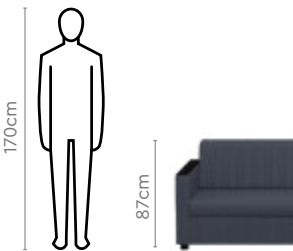
Corner Sofa



1 Seater



Proportion



Details



Dias



Features

- Designed as a solution to meet the work needs of multiple users at home, this range consists of three modules bundled into one package.
- Desk armrest is fixed with a grommet, which allows the power strip cable to escape to the floor to connect with the main power socket in the room.
- Spacious desk of 95 × 30cm, good enough for laptop, desk lamp, mouse, and even a coffee mug.

Colour & Material

FABRIC



Red



Dark Grey

In the set

Dias Sofa Set

L-Shape Sofa



Mini Seat



Bench



Measurements

L-Shape Sofa

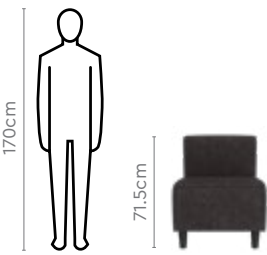


Details



Dias Sofa Set

Proportion



Measurements

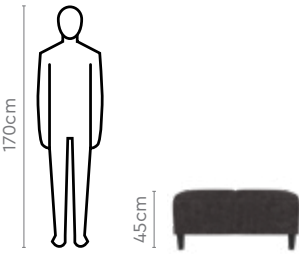
Mini Seat




Details



Proportion



Bench



Details



Plenta



Features

- The Plenta L-shaped sofa is the perfect solution for space management, bringing style and comfort.
- Luxurious sinking feeling with soft foam upholstered in cool fabric.
- Mid-backrest ensure shoulders are well-supported. Broad armrest promotes ergonomic posture.
- The solid Pine wood structure adds robustness and longevity.

Measurements

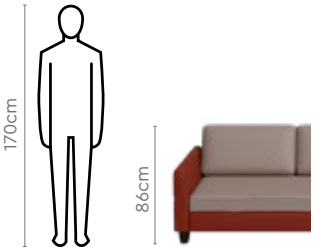


Colour & Material

SYNTHETIC LEATHER & FABRIC



Proportion



Details



Cozy



Features


- The Cozy sofa is a space-saving solution, elevating your living space with its cozy vibes.
- Recron-filled pillows and soft foam seats, upholstered in fabric, provide ultimate comfort.
- The lift-up corner storage is handy for storing books, snacks, or clutter.
- Solid wood frame and quality materials ensure long-lasting value.

Measurements

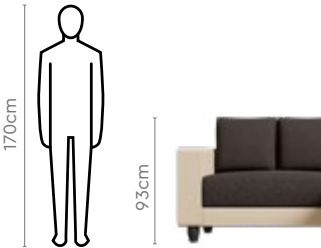


Colour & Material

SYNTHETIC LEATHER & FABRIC



Proportion



Details



Chandler



Features

- Demarcated cushion for spinal support. Wide armrests designed for function and comfort.
- Channel stitching on the back paired with the wooden accent under armrests evoke a regal look.
- Excellent finish in synthetic leather that is easy to maintain and withstands everyday use and all weathers.

Measurements



Colour & Material

SYNTHETIC LEATHER



Black

Details




Arcbay V2



Features

- A stately sofa combining timeless aesthetics, functionality, and finesse.
- Moveable lumbar cushions provide extra, individual support.
- Business class product aesthetics with sweeping arcs, high backrest and soft comfort.
- Back cushions, secured to the backrest with Velcro, are removable for easy cleaning.

Measurements



Colour & Material

SYNTHETIC LEATHER



Cream & Brown



Grey

Details



Entice



Features

- Fibre-packed backrest for sink-in comfort.
- Broad armrests with soft waterfall edges provide the right contour for resting arms and heads in a lie-down position.
- Back cushions are attached to the backrest with Velcro and can be removed for easy cleaning.
- Elevated from the ground for easy floor cleaning.

Measurements

1 Seater



2 Seater



3 Seater



In this set

Meraki Coffee Table
→ Pg 117



Meraki Corner Table
→ Pg 149




Colour & Material

SYNTHETIC LEATHER



Black

Details



Bayflow



Features

- A trendy, luxurious sofa with tufted bench seating that adds style to any interior.
- Curvaceous contours in multiple colour options for single or dual-tone schemes.
- Comfortable full back support and panel details in solid wood finish.
- Elevated on cylindrical legs that facilitate easy floor cleaning.



Colour & Material

SYNTHETIC LEATHER



New Beige & Toffee



Rubben Blue



Black

Measurements

1 Seater



2 Seater



3 Seater



In this set

Meraki Coffee Table
→ Pg 117




Meraki Corner Table
→ Pg 149



Proportion



Details



Collet V2



Features

- Modular seating with the freedom to mix and match according to the space and use case.
- Luxurious seating with the comfort of soft foam seats, generous armrests, and a soft fibre-filled high backrest.
- Frame made from a combination of pinewood and plywood, making it sturdy, resistant to moisture and termites, and is knot-free.



Design Registration No: 325720-001, 325721-001, 325722-001, 325723-001, 325724-001

Colour & Material

SYNTHETIC LEATHER



Measurements

2 Seater



3 Seater



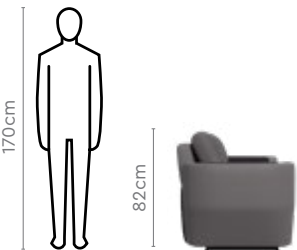
LH 1 Seater (also available in RH)



LH Chaise (also available in RH)



Proportion



Details



Petal



Features

- Premium pinewood procured from New Zealand is used for the frame. Specially treated to be knot-free and termite proof.
- Additional horizontal metal stiffeners make the frame more robust.
- Load bearing rubber wood rounded legs aid free multi-posture use without the fear of damage.
- Contemporary aesthetic polyester fabric upholstery that is abrasion-resistant, and cool to the skin.

Colour & Material

FABRIC



Design Registration No: 287326

Measurements

1 Seater



2 Seater



3 Seater

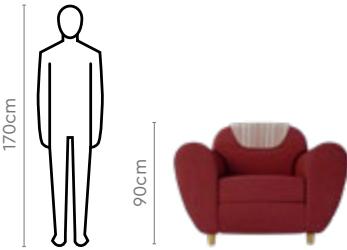


In this set

Osaka
Coffee Table
→ Pg 123



Proportion



Details



Orbit



Features

- Surface space can be used as a dock for living room utilities.
- Partitioned seat and backrest with accentuated lumbar support area, makes the sofa appear broad while occupying a small footprint.
- Ergonomically designed high backrest and seating offers firm lumbar support, facilitating comfortable upright or casual seating.

Measurements

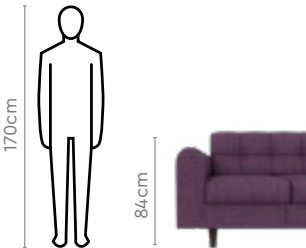


Colour & Material

FABRIC



Proportion



Details



Supreme



Features

- A combination of geometrical yet curvilinear design, with excellent fit, finish, and aesthetics.
- Solid rounded armrest facilitating good body posture while sitting.
- Stylish details such as wrinkle at armrest along with buttons.
- Mid backrest providing enhanced ergonomic comfort.

Colour & Material

SYNTHETIC LEATHER



FABRIC



Measurements

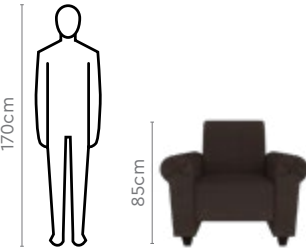
1 Seater



3 Seater



Proportion



Details



Monarch



Features


- Seasoned solid wood frame having undergone multi-step treatment for protection against termites and bugs.
- High quality synthetic leather upholstery that can be easily cleaned using only a piece of cloth.
- Upholstery that is resistant to cracking and fading, making it a durable addition to your space.
- High backrest and spacious seating designed ergonomically for enhanced shoulder and neck support.

Measurements

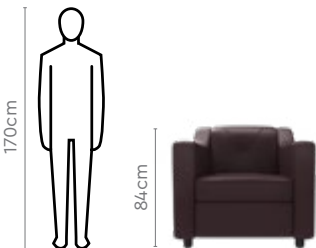


Colour & Material

LEATHERETTE



Proportion



Details



Amethyst



Features


- Fibre-packed, extra plump back cushions for optimal comfort and ergonomic support.
- Upholstered in easy to maintain synthetic leather.
- Wide armrests for mobiles, books, knick-knacks.
- Elevated off the ground for easy floor cleaning.
- Sturdy and durable structure to create enduring memories.

Measurements



Colour & Material

SYNTHETIC LEATHER



Details



Bevelark



Features


- Minimal, angular backrest meets eye-catching plump seating with generous back that let you lounge with a bit of support.
- Sturdy understructure made of pinewood with plywood cross-section.
- Family-friendly fabric upholstery makes it a good addition to homes with kids and pets.

Measurements



Colour & Material

SYNTHETIC LEATHER



Details



Parto Plus



Features

- Backrest with a horizontal stitch line gives a comfortable cushioned look.
- Compact, contemporary design that leaves enough space for other furniture and is easy to maintain.
- Demarcated seating with special attention to overall finish.
- Wood accents add warmth to the aesthetics.

Measurements



Colour & Material

SYNTHETIC LEATHER



Details



Rejoice



Features

- Sturdy framework made of solid wood for greater longevity.
- Generously cushioned backrest with rounded armrests for comfort seating.
- Tufting at the back adds to the aesthetics.
- Low maintenance synthetic leather upholstery that is easy to clean.

Measurements

1 Seater



2 Seater



3 Seater



In this set

Davy Coffee Table

→ Pg 130

Davy Corner Table

→ Pg 164



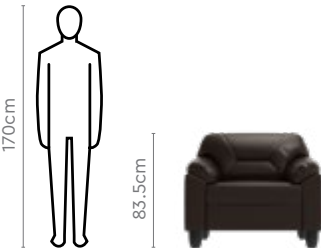
Colour & Material

SYNTHETIC LEATHER



Coffee Brown

Proportion



Details



Smuff V2



Features

- Upholstered in velvet, this elegant design combines comfort and cosiness.
- Colour and design blend easily with any décor.
- Loose back cushions can be shifted to transform the sofa into a spacious day bed.
- Smooth rounded corners create a safe zone for homes with small kids.

Measurements

1 Seater



2 Seater



3 Seater



In this set

Meraki Coffee Table

→ Pg 117



Colour & Material

VELVET




Steel Blue



Brown

Details



Rewind



Features

- Aesthetically pleasing, mid-back designer backrest with tufts and clean stitching.
- Rounded armrests with soft foam seating provide ergonomic comfort.
- Easy-to-clean synthetic leather or fabric for the cool touch and feel.

Colour & Material

FABRIC



Brown

SYNTHETIC LEATHER



Crush Brown

In the set

Rewind Sofa Set

1 Seater



2 Seater



3 Seater



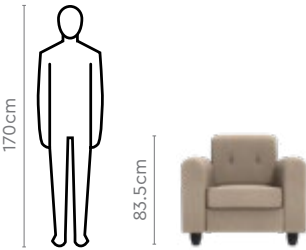
Opulent Plus Coffee Table

→ Pg 118



Rewind Sofa Set

Proportion



Measurements

1 Seater



2 Seater



3 Seater



Details



Bobbin®




Features

- Crafted with Pinewood obtained from the forests of New Zealand, the frame of the sofa is treated to be knot-free and termite resistant, increasing its durability.
- Works in different activities and settings – as corner seats in a room, a cosy living room, or large spaces.
- Two-seater shape defined by clean and straight lines which allow you to place it in any corner of the house, freeing up space plus providing seating options.
- Soft and padded edges make for a safe, child-friendly addition to your homes.



Colour & Material

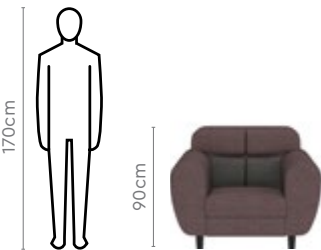
FABRIC



Measurements



Proportion



Details



Gradient




Features

- Designed as an affordable solution that doesn't compromise on function and comfort.
- Consists of three modules that can be combined to form living room layouts, or used individually to create cosy corners in a home.
- Frame crafted from Pinewood that's obtained from New Zealand's forests, treated to be knot-free and termite resistant to increase the durability of the sofa.
- Three-seater shape is defined by clean and straight lines making it versatile and easy to style.
- Soft and padded edges make for a safe, child-friendly addition to spaces.



Colour & Material

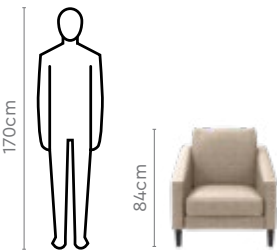
FABRIC



Measurements



Proportion



Details



Highrolla®



Features

- A perfect solution to all types of seating needs.
- Console is deep enough to store books, remotes, laptop bags etc.
- 100% polyester fabric with natural linen-like appearance.
- Saves space plus offers flexibility to use the modular units in various corners of the space, or all together as a larger piece of décor.



Colour & Material

FABRIC

MTA Swatches



MTO Swatches



Measurements

All sizes in cm	Width	Depth	Height	Seat Height
1 Seater Standalone	77.0	85.0	88.0	42.0
2 Seater Standalone	132.0	85.0	88.0	42.0
3 Seater Standalone	186.0	85.0	88.0	42.0
Wing Chair	77.0	85.0	98.5	42.0
1 Seater Modular	55.0	85.0	88.0	42.0
2 Seater Modular	110.0	85.0	88.0	42.0
3 Seater Modular	164.0	85.0	88.0	42.0
Corner Sofa	83.0	83.0	88.0	42.0
Chaise	55.0	158.0	88.0	42.0



Pair with

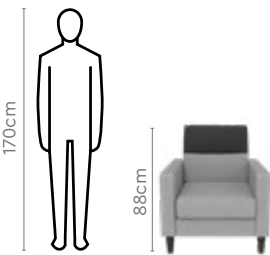
Meraki
Coffee Table

→ Pg 117

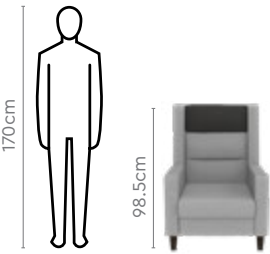


Highrolla®

Proportion



Proportion



Measurements

1 Seater Standalone



2 Seater Standalone



3 Seater Standalone




Wing Chair



Chaise



Details



Flight



Design Registration No: 325717-001, 325718-001, 325719-001

Features

- Seating combines the support of an S-spring at the bottom, topped with a primary layer of super soft foam and a Recron cushioning for extended comfort and sinking feeling.
- Recron foam in the back cushion lends superior support every single time.
- The vibrant colour combination and fine fabric upholstery makes it an enviable addition to your space.
- Combination of pinewood and plywood lends a durable frame structure, with plywood's resistance to moisture and termites, plus thick knot-free robustness of pinewood.

In the set

Flight Sofa Set

1 Seater



2 Seater



3 Seater



Flight Sofa Set

Colour & Material

FABRIC

MTA Swatches



Red



Dark Grey

MTO Swatches



Camel



Khaki



Anthracite



Ash



Chocolate



Blue



Black



Purple



Truffle



Forest

Measurements

1 Seater



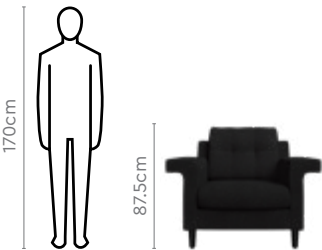
2 Seater



3 Seater



Proportion



Details



Colosseum



Features


- Smooth rounded flow back with firm support aiding upright or casual seating.
- Broad seating space and longer length of the three-seater makes it an ideal place for napping or relaxed lounging.
- Rounded corners make the space free flowing and inviting.
- Two-level matt membrane display surface on the corner junction serves as a generous decking area for books, gadgets, décor etc.

Measurements



Colour & Material

FABRIC



Proportion



Details



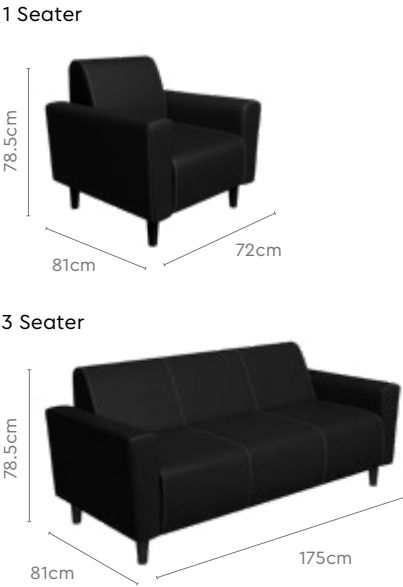
Legend



Features

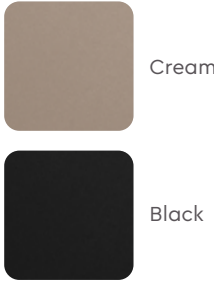
- An inviting combination of simplicity and luxury, the Legend sofa adds strong character to any living space with its crisp, angular lines.
- Mid-backrest, broad armrests, long-lasting, resilient cushions provide continual comfort and ergonomic support. Legs are fitted with bushes for scratch-free, easy movement.

Measurements

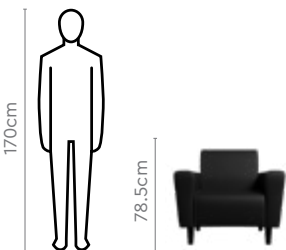


Colour & Material

SYNTHETIC LEATHER



Proportion



Details



Pangram



Features

- The Pangram features dual-toned sofas designed to become the focal point of your living space.
- Multiple configurations allow custom layouts.
- Upholstered in durable fabric, foam-filled for comfort.
- Centre and corner tables with elegant wood accents provide ample surface area and concealed compartments for storage.

Colour & Material

FABRIC



Dark Brown



Taupe

In the set

Pangram Sofa Set

1 Seater Standalone



2 Seater Standalone



3 Seater Standalone



L Shape Sofa



Pair with

Coffee Table

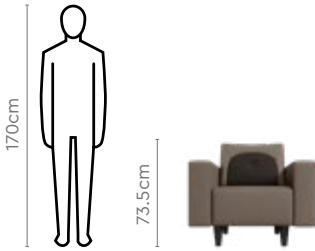


Corner Table



Pangram Sofa Set

Proportion



Measurements

1 Seater Standalone



2 Seater Standalone



2 Seater RH (same for LH)



3 Seater Standalone



3 Seater RH (same for LH)



Coffee Table



Corner Table



Details



Suez



Features

- The Suez offers 1-, 2-, and 3-seater options upholstered in luxe tobac-colored synthetic leather and premium brown fabric for creating stunning single or dual-toned layouts.
- Optional armrests offer continuous support from the mid-backrest to the wide, angular armrests.
- Plush cushioning, tufted backrest, and ottoman enhance the aesthetics and comfort.

Colour & Material

SYNTHETIC LEATHER & FABRIC



Brown

In the set

Suez Sofa Set

1 Seater



2 Seater



3 Seater



3 Seater with armrest

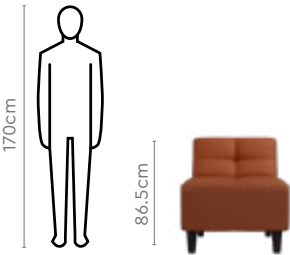


Ottoman



Suez Sofa Set

Proportion



Measurements

1 Seater



2 Seater




3 Seater



3 Seater with armrest



Ottoman



Details



Zompy Advance



Features

- Fine craftsmanship with pinewood understructure.
- Attractive form with sleek, soft, waterfall edge armrests.
- Soft seat and back cushions with fabric upholstery that allows skin to breathe.

In the set
Zompy Advance Sofa Set

1 Seater Standalone



2 Seater Standalone



3 Seater Standalone



Colour & Material

FABRIC



Dark Brown



Camel

Pair with

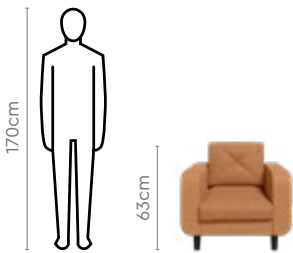
**Meraki
Coffee Table**

→ Pg 117



Zompy Advance Sofa Set

Proportion



Measurements

1 Seater Standalone



2 Seater Standalone



3 Seater Standalone



2 Seater LHS (same for RHS)



3 Seater LHS (same for RHS)



Corner Unit



Chaise



Details



Tyrant

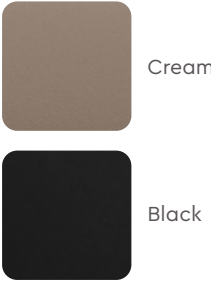


Features

- A sleek sofa with a streamlined silhouette and boxy flare, the Tyrant is built to endure built on a solid wood framework. The square padded backrest enhances the overall aesthetics.
- Soft, resilient foam provides comfort while the mid-backrest offers ergonomic support. Synthetic leather upholstery is easy to maintain.

Colour & Material

SYNTHETIC LEATHER



Measurements

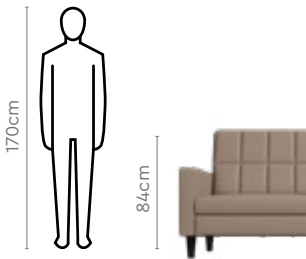
1 Seater



3 Seater



Proportion



Details



Attix




Features

- Designed to provide a superior experience both as a sofa and as a bed, with unique side storage which inspired the name Attix.
- Multi-use storage units with soft closing hinges.
- Easy pullout mechanism to convert into a bed by pulling out the bottom drawer. Flip the top part of the quality sofa seat mattress onto the hidden shallow storage.
- Special anti-stain Polyester fabric upholstery, soft topper foams, and quilted details for enhanced comfort.
- Wedge-shaped mobile backrests with firm support.

Colour & Material

FABRIC



Measurements

Sofa



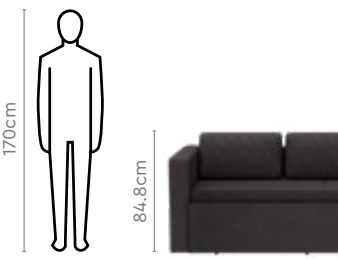
Bed



Details



Proportion



Cubicon



Features

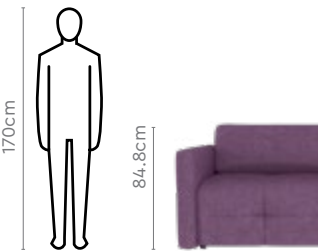
- Multi-functional and multi-utility with storage; assemble into a three-seater sofa + L-shaped sofa + six-seater sofa + day bed.
- Portable, self-supporting back cushions and soft foam mattresses with uniform thickness for superior sleeping comfort.
- Dual safety latch in bed mode for stationary unit, and hidden storage with detachable felt fabric cover.
- Smooth pull out mechanism for transformation from sofa to bed and vice versa, which is noiseless and easy.
- Excellent space management, as the sofa can be turned into two separate beds.

Colour & Material

FABRIC



Proportion



Measurements



Details



Transpose[®]



Features

- Premium comfort plus a functional sofa-cum-bed without compromising on the aesthetics.
- Upholstered sofa that transforms into a bed easily and has ample storage space, a perfect solution for city dwellers.
- Contemporary looks and well engineered functionality, it gives value for money considering the spaces it occupies.

Colour & Material

FABRIC



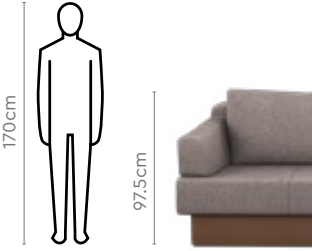
Measurements



Details



Proportion



City V2



Features

- Microfibre fabric upholstery gives it a leather like feel and trendy aesthetic.
- Stitch lines on this fabric are crafted with precision and exact symmetry highlighting the geometric details. Either side make it the perfect Recliner to lounge in.

Measurements

Sofa



Bed



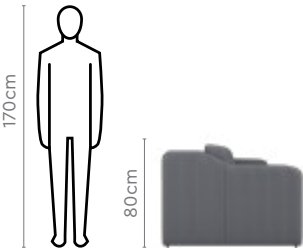
Colour & Material

SYNTHETIC LEATHER



Grey

Proportion



Details



Windsor



Features

- Innovative solution for compact space with storage.
- Transformation from sofa to bed or bed to sofa is smooth, safe, and requires only a light pull, making it kids or grandparents friendly.
- Added functionality of storage beneath the seat.
- Armrest can be adjusted by inbuilt click-clack mechanism for casual or formal seating.

Colour & Material

FABRIC



Brown



Measurements

All sizes in cm	Width	Depth	Height	Seat Height
Sofa	200.0	98.0	86.0	42.0
Bed	200.0	140.0	42.0	-



Twogether



Features

- Modern, minimalistic diwan cum bed suitable for urban lifestyles.
- System effortlessly pulls out rollers. Magnets keep a closed pull-out storage system in place.
- Large ledge for display items and 3 utility shelves for storing knick-knacks.
- Metal frame skeletal structure for durability.
- Twin drawer storage below the second mattress stows clutter away.



Colour & Material

ENGINEERED WOOD



Cinnamon

FABRIC



Chocolate & Red

Measurements

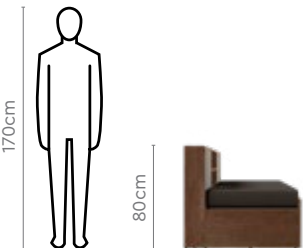
Sofa



Bed



Proportion



Details



Diwan V2 Bed




Features

- The traditional and evergreen piece of furniture that has been a part of Indian homes for long, now with a touch of minimal design.
- Ideal for living spaces, guest rooms or other compact spaces, with the option of using it for seating or as bed.
- Comes with a box storage which can be accessed manually.



Colour



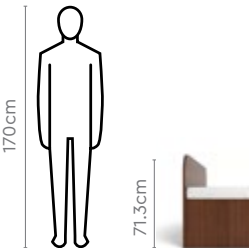
Dark Walnut

Measurements

Diwan V2 Bed



Proportion



Details




Floyd V2 Bed



Features

- Designed like a Diwan but with a L-shaped backrest for placing along the corners of your home.
- Can be paired with cabinets or study tables to create a compact, closed and private space.
- Ideal for young kids and elders likewise. Ample storage option underneath the structure.



Design Registration No: 256401

Colour



Valigny Oak

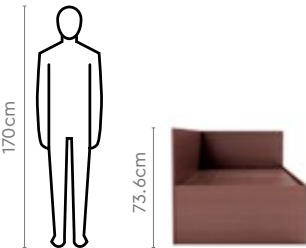
Measurements

All sizes in cm	Width	Depth	Height
Bed	95.8	203.6	73.6
Bedstead	92.0	200.0	34.9

Floyd V2 Bed



Proportion



Oyster



Features

- High-back sleek contemporary design that is compact and comfortable, apt for people of all age groups.
- Abrasion, wrinkle, and stain-resistant Polyester fabric upholstery.
- Fits easily into small nooks of the house. Ideal for watching TV, reading etc.
- Comes with a manual push back mechanism to slide into a reclining position.



Colour & Material

POLYESTER FABRIC

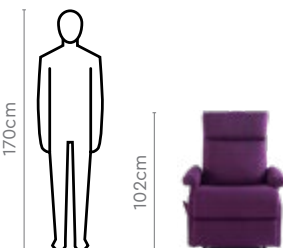


Purple

Measurements



Proportion



Details



Scout Pro



Features

- Contemporary and classic recliner design upholstered in microfiber fabric, giving it a leather-like feel and trendy appearance.
- Two-seater with a console has generous space, ensuring there is plenty of room to move while sitting. As well as for placing your pillows, munchies, and remote controls.

Colour & Material

FABRIC LEATHER



Ocean



Earth

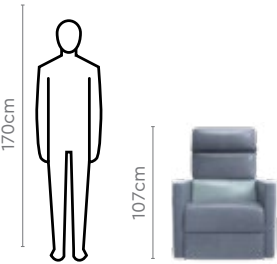
In the set

Scout Pro Sofa Set



Scout Pro Sofa Set

Proportion



Measurements



Details



Revive



Features

- Top grain soft leather upholstery for high level of comfort.
- Motorised recline function to provide smooth and seamless experience.
- Additional cushions for extra lumbar support.



Colour & Material

LEATHER

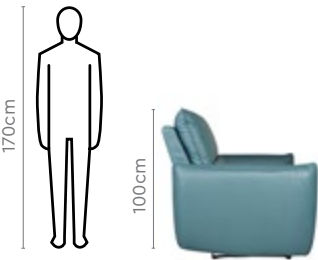


Blue

Measurements

All sizes in cm	Width	Depth	Height	Seat Height
1 Seater	96.0	92.0	100.0	50.0
2 Seater	157.0	92.0	100.0	50.0

Proportion



Details



Stripe



Features

- Ideal accent piece that can be easily styled into your space.
- Made of high quality leather with top grain leather at touch points.
- Sectioned backrest with manual push-back mechanism to slide into reclining position.



Colour & Material

LEATHER

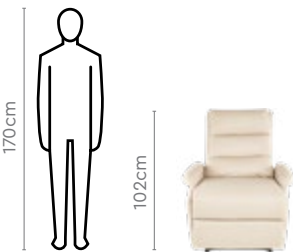


Cream

Measurements



Proportion



Details



Tigris



Features

- Power-controlled hugger mechanism reclining into any position with touch buttons near armrest for personalized comfort.
- Effortless and noiseless movement from upright to fully reclined. 90° to 160° angle within seconds.
- Stable base due to metal reclining mechanism which is powder-coated, ensuring robust support and longevity.
- Soft foam in seat and backrest, upholstered with superior finishing, in a cool to touch polyester fabric.
- Ergonomically designed with high backrest and head support for optimal spine relaxation.



Colour & Material

POLYESTER FABRIC

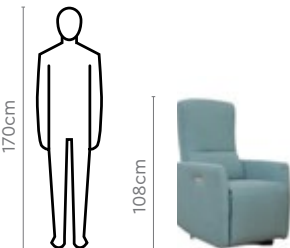


Light Green

Measurements



Proportion



Details



Nelson



Features

- Power-controlled hugger mechanism reclining into any position with touch buttons near armrest for personalized comfort.
- Effortless and noiseless movement from upright to fully reclined. 90° to 160° angle within seconds.
- Stable base due to metal reclining mechanism which is powder-coated, ensuring robust support and longevity.
- Soft foam in seat and backrest, upholstered with superior finishing, in a cool to touch polyester fabric.
- Ergonomically designed with high backrest and head support for optimal spine relaxation.



Colour & Material

POLYESTER FABRIC



Dark Blue

Measurements



Proportion



Alantra



Features

- Composite leather upholstery with pure leather at touch points and synthetic leather at non touch points, making this sofa highly durable, breathable, and aesthetically appealing.
- Smooth and noiseless reclining mechanism which can be adjusted at any angle as per the requirement of the user.
- The maximum reclining inclination is 140 degrees.
- Rocking and swivel mechanism in one seater adds to the functionality.
- Embedded coffee table in the three-seater for Home Theatre experience.



Colour & Material

COMPOSITE LEATHER



Blue

Measurements

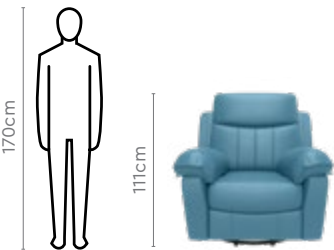
1 Seater



3 Seater



Proportion



Details



Clermont



Features

- Smooth and noiseless reclining mechanism which can be adjusted at any angle as per the requirement of the user. The maximum reclining inclination is 140 degrees.
- Composite leather upholstery, pure leather at touch points and synthetic leather at non touch points, making it highly durable, breathable, and aesthetically appealing.
- Rocking and swivel mechanism in one seater adds to the functionality.

Measurements

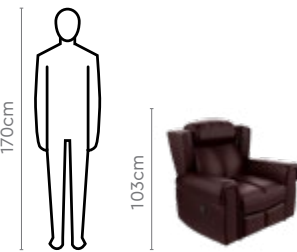
1 Seater



3 Seater



Proportion



Colour & Material

COMPOSITE LEATHER



Brown

Details



Mississippi



Features

- Zero Wall mechanism, with power-controlled touch buttons near armrest to recline into any position.
- Effortless and noiseless movement from upright to fully reclined. 90° to 160° angle within seconds.
- Stable base due to metal reclining mechanism which is powder-coated, ensuring robust support and longevity.
- Soft foam in seat and backrest, upholstered with superior finishing, in a cool to touch polyester fabric.
- Ergonomically designed with high backrest and head support for optimal spine relaxation.



Colour & Material

POLYESTER FABRIC



Grey

Measurements



Proportion



Solitaire



Features

- The L-shaped sofa offers more seating than traditional sofas creating a comfortable social space.
- Recliners at both ends are great for movie nights, family gatherings, or makeshift beds for overnight guests.
- Zero gravity position in recliners relaxes the back and neck and eases tension.

Measurements




Colour & Material

FABRIC



Midnight Blue

Details



Rhine V3



Features

- Smooth reclining mechanism for noiseless and effortless reclining at any angle.
- Store your favourite book or magazine in a convenient easy-to-reach side pocket for comfy reading.
- Synthetic leather upholstered, this durable exterior has a superior smooth finish with symmetrical stitching lines for enhanced aesthetics.
- A soft foam seat and conjugated fibre filler in both arms and backrest provide a relaxed cushioned feeling.
- Comes with an integrated coffee table and backrest.



Colour & Material

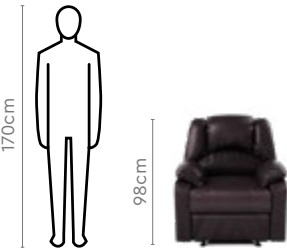
SYNTHETIC LEATHER /
FAB LEATHER



Measurements



Proportion



Details



Sumo




Features

- Contemporary design with elegant lines and recliner functionality across all units.
- Wide armrests, especially in the two-seater, with each end having adequate space to rest your arm as you hold a beverage or a small bowl of food.
- All units have generous seating, ensuring that there is plenty of room to move as you sit.
- S-spring suspension system built in the base frame for a bouncy feel.
- Comes with an integrated coffee table.



Colour & Material

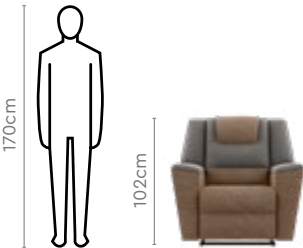
FAB LEATHER



Measurements



Proportion



Details



Leisure

Features

- Made with a pinewood frame, this comfortable, high back wing chair is ideal for living rooms, study, and lounge corners.
- S-spring webbing and pocket spring in the seat gives it a relaxing sink-in feeling.



Colour & Material

FABRIC

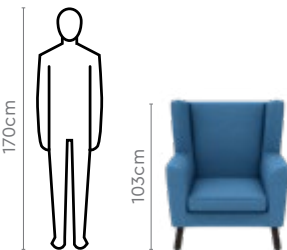


Blue

Measurements



Proportion



Details



Laze

Features

- Minimalist aesthetic casual seating.
- Can be used for workspaces, dining areas, or as nook seating.
- Fabric upholstery with foam-padded seat and backrest.
- Legs made of MS pipe with black powder coating.



Colour & Material

FABRIC

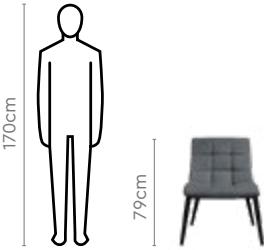


Dark Grey

Measurements



Proportion



Details



Trapeza Easy Chair



Features


- The eye-catching round chair is uniquely designed with bent plywood.
- The curved backrest with padded foam cradles the body for comfort seating.
- Strong, stable structure of Rubber Wood for creating enduring memories.
- High-gloss finish on wood gives it an extra classy look.

Measurements



Colour & Material

FABRIC & WOOD



Details



Catalina Advance



Features


- Regal looking wing chair with a high backrest and contemporary fabric upholstery that is not only cool to the skin but also versatile and stylish.
- DURA-wood Sheesham frame makes it strong, durable and abrasion resistant, reducing the need for frequent furniture replacements.
- Easy maintenance with just regular dusting and occasional polishing to make it look brand new!
- Load bearing Sheesham legs giving you freedom to sit as you like without worrying about damage.

Measurements



Colour & Material

FABRIC



Details



Creta

Features

- Contemporary fabric upholstery that is not only cool to the skin, but also versatile and stylish.
- The plush cushions let you sink in, while enclosing wings give you a place to rest your head.
- Dura-wood Sheesham makes this wing chair strong, durable, and abrasion resistant, reducing the need for frequent furniture replacements.
- Easy maintenance with just regular dusting and occasional polishing to make it look brand new!



Colour & Material

FABRIC



Blue

WOOD

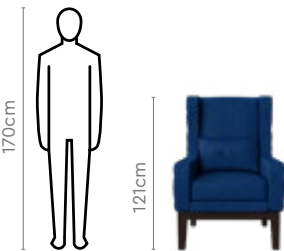


Walnut

Measurements



Proportion



Details



Baron

Features

- Abrasion, wrinkle, and stain-resistant polyester fabric upholstery.
- Ergonomic design with a high backrest, soft foam seating, and loose cushion for enhanced comfort and lumbar support.
- Stylish ottoman that can be used as an extra seating, a footrest, or an additional serving surface.



Colour & Material

FABRIC

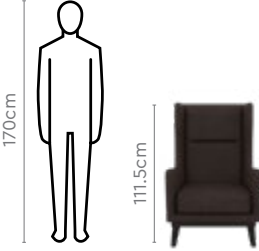


Dark Brown

Measurements



Proportion



Details



Altair


Features

- Chic and versatile addition to any space.
- Can be used as an extra seating or serving surface area.
- Pair with sofa sets for a touch of casual seating, or elevate a wing chair with this pouf as a footstool.
- Solid wood frame with skin-friendly fabric upholstery that is low maintenance.




Colour & Material

FABRIC

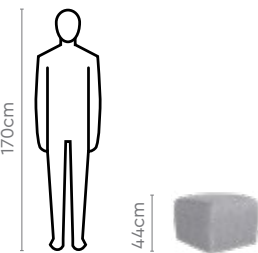


Light Grey

Measurements



Proportion



Details



Nicole

Features

- Versatile addition to any space, this chic design can be used as an extra seating or a serving surface area.
- Pair with sofa sets for a touch of casual seating, or elevate a wing chair with this pouf as a footstool.
- Solid wood frame with skin-friendly fabric upholstery that is low maintenance.



Colour & Material

FABRIC

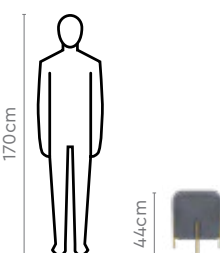


Grey

Measurements



Proportion



Details



Sitius


Features

- Multi-purpose trendy addition to any space that can be used as an extra seating or serving surface area.
- Pair with sofa sets for a touch of casual seating, or elevate a wing chair with this pouf as a footstool.
- Solid wood frame with skin-friendly fabric upholstery that is low maintenance.




Colour & Material

FABRIC

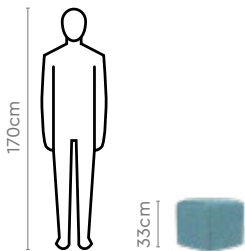


Sea Green

Measurements



Proportion



Details



Flip

Features

- Stylistic versatile addition to any space with its attractive design and nifty footprint.
- Pair it with wing chairs or add as a chic footstool, or put a couple of them together in a corner for a cosy reading nook.
- Solid wood frame with fab leather upholstery.
- Low maintenance and multi-use item.



Colour & Material

FAB LEATHER

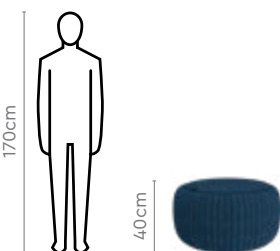


Blue

Measurements



Proportion



Details



Mito

Features

- The Mito pouf is a versatile and attractive piece of furniture that combines flexibility, comfort, and functionality.
- Light in weight, the Mito can be easily moved from room to room. Use the Mito as a footrest or a stool. Also serves as an extra seat when you have guests.
- Designed with minute detailing and sophistication, the Mito is simple yet adds elegance to your living space.



Colour & Material

LEATHERETTE

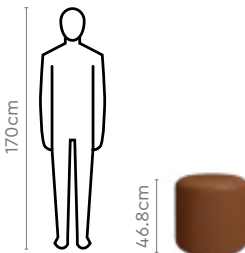


Toffee

Measurements



Proportion



Details



Cubo Ottoman

Features

- Sleek multi-functional design that can be used as an extra seating or serving surface area.
- Pair with sofa sets for a touch of casual seating, or elevate a wing chair with this pouf as a footstool.
- Recron sheet upholstery in an easy-to-style leatherette and cushioned with side foam.
- Solid pinewood frame and sturdy legs make it a durable addition to your home.



Colour & Material

LEATHERETTE



Toffee

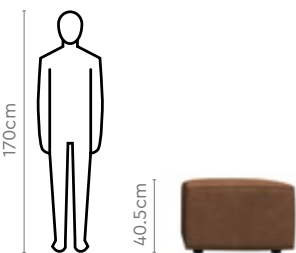


Pebble

Measurements



Proportion



Details



Pillar Ottoman

Features

- Chic multi-use addition to any space with its sleek design and nifty footprint.
- Solid Pinewood frame and sturdy legs.
- Low maintenance upholstery and puff-top foam seat.
- Pair it with wing chairs as a stylish footstool, or put a couple of them together in a corner for extra seating.



Colour & Material

LEATHERETTE



Toffee

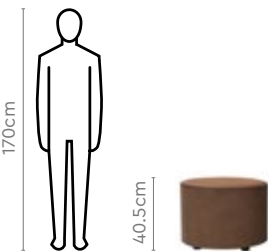


Dark Grey

Measurements



Proportion



Details



Hexa Ottoman

Features

- Stylistic versatile addition to any space with its attractive design and nifty footprint.
- Pair it with wing chairs or add as a chic footstool, or put a couple of them together in a corner for a cosy reading nook.
- Solid wood frame with fab leather upholstery.
- Low maintenance and multi-use item.




Colour & Material

FAB LEATHER

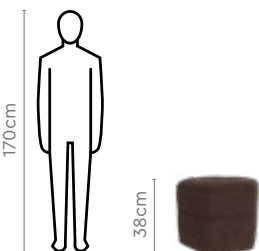


Brown

Measurements



Proportion



Details



Alice

Features

- Simple yet sleek design that can complement the existing décor of your living space, and blend well with your choice of sofas and couches.
- Easy access shelf neatly tucks away all your essential tit-bits like magazines and board games, and maintains the aesthetic of your room.
- Smooth and neat finish facilitates easy cleaning and maintenance.



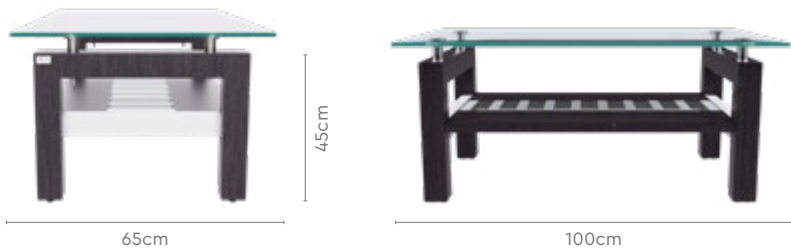
Colour & Material

WOOD

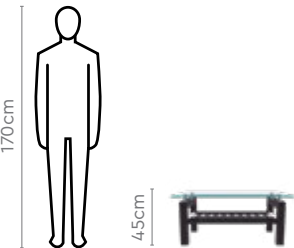


Walnut


Measurements



Proportion



Details



Acura

Features

- Ultra-modern combination of wood and glass, specifically shaped and engineered to give it stability. Now, your drinks won't spill as easily in case of accidental tugs and yanks.
- The Wenge finish of the coffee table is done with utmost care, making it a posh addition to your space.
- Has multiple compartments to store books, magazines, or place decor items. A hidden compartment within can be used to store utility bills and keys.
- Good ground clearance enables easy cleaning.



Colour & Material

WOOD

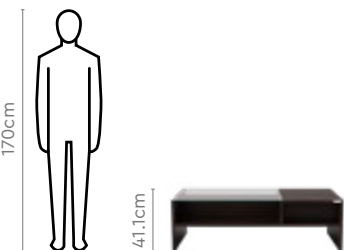


Wenge

Measurements



Proportion



Details



Bloom

Features

- Rubber wood understructure with 12 mm tempered glass top.
- MS sheet at the base, with a laser-cut floral design, can be used as a display shelf.
- Tapered legs with enhanced aesthetics.



Design Registration No: 236552

Colour & Material

WOOD

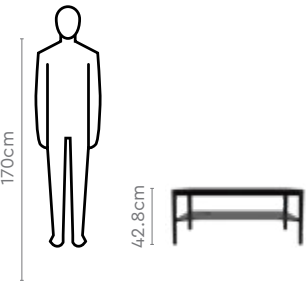


Walnut

Measurements



Proportion



Details



Caferia

Features

- Elegantly-designed coffee table with a distinctly modern appearance.
- The base material is made of fibreglass which has an added advantage of being rust-free.
- UV-cured stainless steel disc affixed to the understructure.




Colour & Material

FIBERGLASS



Red



Black

Measurements

All sizes in cm	Width	Depth	Height
Coffee Table	124.0	57.0	42.0



Details




Dual

Features

- Modern enough to give an edge, and subtle enough to blend in seamlessly with a variety of décor schemes.
- Crafted with a notch for opening, the drawer is free of protruding handles giving clearance for other furniture.
- Comes with a three-level storage to accommodate a variety of items and utilities.
- Drawer can be opened from both ends, eliminating the need for awkward shuffling or reaching across the table.
- Unlike wood, the fuss-free glass top makes it easy to wipe away any spills without causing any damage to the aesthetics.

Colour & Material

WOOD

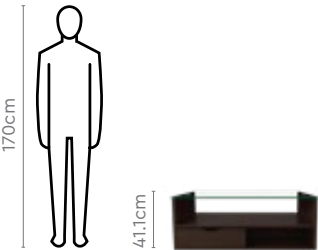


Design Registration No: 240243

Measurements



Proportion



Details



Gayle


Features

- Sleek, modern design that adds a modish touch to your living space.
- UV-cured stainless steel disc holds the top and understructure together, ensuring a clean, durable bond and balanced core that doesn't topple easily.
- Made from fibreglass, there is no worry of rust or decay, making it a good choice for the long term.



Colour & Material

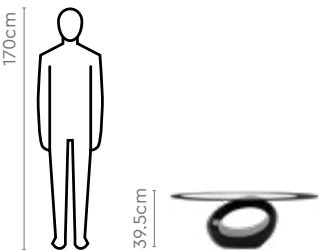
FIBERGLASS



Measurements



Proportion



Details



Oval



Features

- Knockdown construction with decorative legs and Sheesham frame.

Colour & Material

WOOD

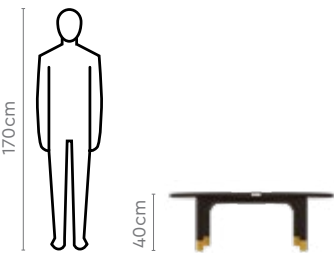


Cafe

Measurements



Proportion



Details




Meraki

Features

- Rectangular contemporary unit in a solid finish that can pair well with the rest of your furniture, regardless of the style of your home.
- Added storage with two open shelves, a closed wide shelf with a white cover, and a big closed shelf.
- Due to the knockdown construction, it is easy to assemble and disassemble.
- Easy-to-access storage, with shelves that are accessible from both sides.

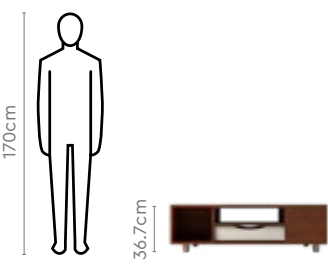
Colour & Material

ENGINEERED WOOD



Brown & Beige

Proportion



Measurements



Details



Pair with



Meraki Corner Table

→ Pg 149

Opulent Plus


Features

- Sturdy Shesham wood frame, solid wooden legs, and tempered glass top.
- Luxurious aesthetic that is neatly lined with the form and shape of the table.
- Versatile glass top in a neutral colour and contrasting darker legs in walnut shade.
- Easy to maintain, with ground clearance for cleaning.
- 2 additional drawers that let you keep small accessories handy.



Colour & Material

SHEESHAM WOOD



Measurements

Opulent Coffee Table



Opulent Plus Coffee Table



In this set

Opulent Sofa

→ Pg 36



Pair with

Opulent Media Unit

→ Pg 169



DURA WOOD Range of solid wood products

Splenda

Features

- Simple is better. It is especially true for this table which stands out due to its simplicity, making for a pleasant addition.
- There is nothing more fitting than a coffee table in a cappuccino colour. It catches the eye in any space.
- Rubber wood is not only a good-looking option, but also an intelligent one. It has a high resistance to termites and molds, which prolongs the table's lifespan.
- The strength of a table is dictated by its frame. The strong wood frame of this table allows it to withstand rough usage.



Colour & Material

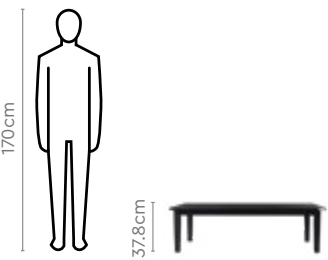
RUBBER WOOD



Measurements



Proportion



Details



Victoria

Features

- Vintage era inspired colour and design, with curved legs and a walnut finish, that adds a classic charm to the space.
- Made of high-density plywood and a rubber wood underframe, this clean design free of unnecessary details makes it easy to maintain.
- 24mm thick surface that can support up to 50 kgs.



Colour & Material

PLYWOOD + RUBBERWOOD

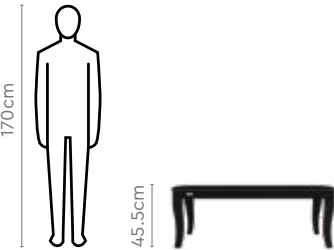


Walnut

Measurements



Proportion



Details



Skyline

Features

- Made of durable toughened glass, it flaunts a robust structure with a load bearing capacity of 40 kgs.
- Inspired by a love for simplicity and the orient, this beautiful piece comes with a side display niche as well as with open storage.
- With its smooth and neat finish, the Skyline Coffee Table is easy to clean and requires low maintenance.
- Due to the knockdown construction, it's easy to assemble and disassemble.



Colour & Material


ENGINEERED WOOD



Black

Measurements

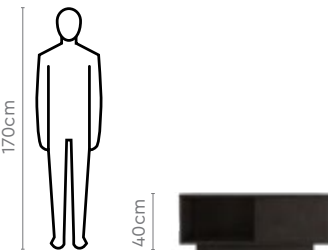
Coffee Table (Large)



Corner Table



Proportion



Details



Harmony


Features

- High load-bearing capacity of 40 kgs without compromise on design aesthetics.
- Minimalistic design with a combination of closed and open storage.
- Body panels are made of 1.8 cm thick prelaminated engineered wood, making it sturdy and durable.
- Lamination cover is treated by a process of Melamine Impregnation, giving it superior abrasion and stain resistance.
- Superlative quality hardware used, making it a long-lasting addition to your space.



Colour & Material

ENGINEERED WOOD



Remini Walnut

Measurements

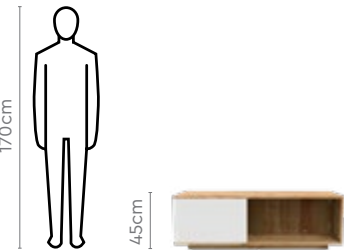
Coffee Table (Large)



Coffee Table (Small)



Proportion



Details



Osaka


Features

- Great design meets top functionality with high load bearing capacity of 40 kgs.
- Inspired by a love for simplicity and the orient, this beautiful piece comes with large dual access open storage and a side display niche.
- Body panels are made of 1.8 cm thick prelaminated engineered wood, making it sturdy, durable, and a great choice for a living room.



Colour & Material

ENGINEERED WOOD




Remini Walnut

Measurements

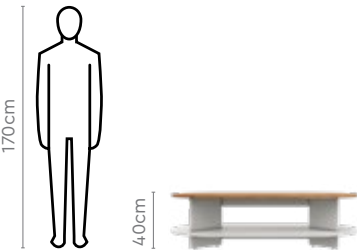
Coffee Table (Large)



Coffee Table (Small)



Proportion



Details



Alita Pro

Features

- Geometric shape in two-tone brown and beige shade for a warm and earthy feel.
- Concealed storage with swivel mechanism for easy accessibility.
- Sleek and spacious but not as bulky.
- Consists of two layers of open and closed storage for more display and use options.
- Light weight for mobility.

Colour & Material


WOOD



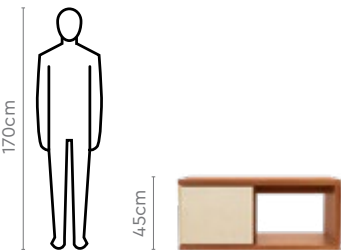
Walnut + Beige



Measurements



Proportion



Details



Flicker

Features

- Symmetrical curved design at top and side.
- Made of Sheesham wood and standalone construction.



DURA WOOD Range of solid wood products

Colour & Material

SHEESHAM WOOD

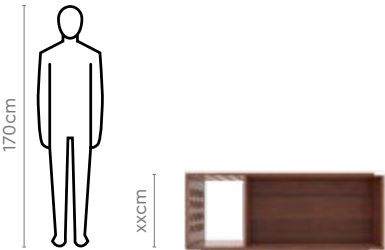


Walnut


Measurements



Proportion



Details



Accord


Features

- Can up the style quotient of any space it is in.
- Contemporary and premium aesthetic.
- Versatile large span design in a neutral colour that can be styled with ease.
- High gloss finish coupled with stainless steel legs.
- Open niche in a wooden finish for added utility, such as for additional storage or display units.



Colour & Material

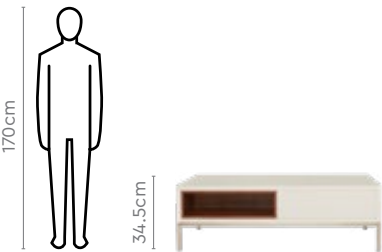
WOOD



Measurements



Proportion



Details



Discus


Features

- Uniquely-designed circular coffee table with a movable top.
- Storage space available to keep belongings clean and tidy.
- Soft closing mechanism of the circular portion ensures no finger pinching.
- Circular base enables easy movement and no sharp edges.
- The white engineered wood base with walnut veneer top, complements both light and dark coloured décor.



Colour & Material

WOOD



Measurements



Proportion



Details



Tuxedo

Features

- Coffee and corner table pairing, with a unique design of the metal collar smartly flowing along the circular wooden top, which inspired the name Tuxedo.
- Understructure of 4 cylindrical metal rods connected with cross member support gives it a sturdy yet lightweight base, while enabling easy cleaning and addition to compact and large spaces alike.
- Minimal but classy design with sleek metal legs with a black powder-coated finish.
- Engineered wood top with Oak Veneer in natural wood shade, and metal collar powder-coated in matt black.


Colour & Material

ENGINEERED WOOD



Oak Veneer

POWDER COATED METAL



Black



Measurements

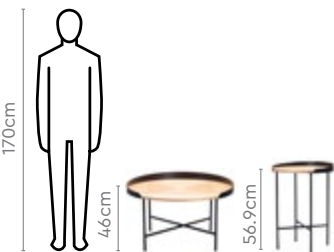
Coffee Table



Corner Table



Proportion



Details




Liva

Features

- The Liva tabletop of tinted, toughened glass lends elegance and sophistication to any living setting.
- The elegantly curved legs, crafted from Sheesham wood, make cleaning underneath a breeze. The bottom shelf is easily accessible and offers spacious storage space.
- Rounded edges of the tabletop make it safe for kids. Legs are fitted with PVC bushes for easy, scratch-free movement.

Colour & Material

SHEESHAM WOOD AND GLASS



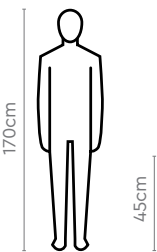
Brown




Measurements



Proportion



Details



Davy

Features

- A sleek table with generous storage space suitable for various storage needs.
- Storage shelves on each end complement the central display space with toughened glass on top.
- The slender, matte black swagged legs taper downwards and add a playful, but elegant touch.



Colour & Material

ENGINEERED WOOD



Cincinnati Walnut

Measurements

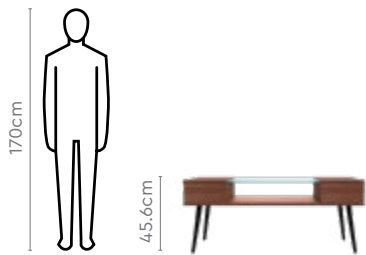


Pair with
**Davy
Corner Table**

→ Pg 164



Proportion



Details



Diante

Features

- Concealed, spacious dual drawer that slides both ways for easy access on either side.
- Tabletop and drawer panel have similar marble finishes creating a near-monolithic look.
- The sturdy rectangular design with a stone finish provides contrast and balance to any living space.



Colour & Material

ENGINEERED WOOD

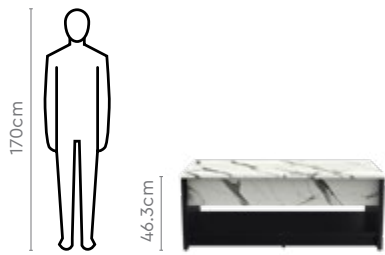


Afyon &
Black Ink

Measurements



Proportion



Details



Lean

Features

- Asymmetry is at play in this modern design with curvaceous overhangs.
- The storage space comprises a deep, open shelf, a concealed, two-way drawer that slides lengthwise, and a décor space.
- Durable, sturdy structure designed to last long and build memories.




Colour & Material

ENGINEERED WOOD



Silver Oak & Pebble Stone

Measurements

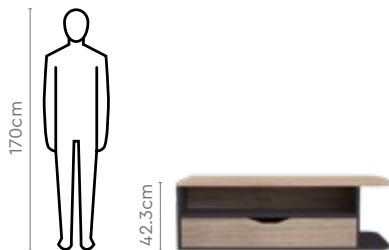


Pair with
**Lean
Corner Table**

→ Pg 160



Proportion



Details



Nefer

Features

- Inspired by the beauty of marble vases, this black-tinted tabletop harmoniously binds with the understructure in a marble finish.
- The bold use of curves creates aesthetic spaces for display and open storage.
- Durable, toughened glass tabletop supported by high-quality craftsmanship built to last.




Colour & Material

GLASS & ENGINEERED WOOD



Black Ink & Greystone Dark

Measurements

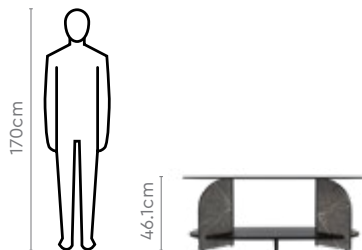


Pair with
**Nefer
Corner Table**

→ Pg 162



Proportion



Details



Ontar

Features

- The timeless beauty of white marble meets today's need for high functionality.
- The luxurious-looking tabletop is large enough for party snack times and casual family dining.
- Castors facilitate easy movement around the living space.
- An open shelf, parted along the length creates space for storing books.



Colour & Material

ENGINEERED WOOD



Afyon & Black Ink

Measurements

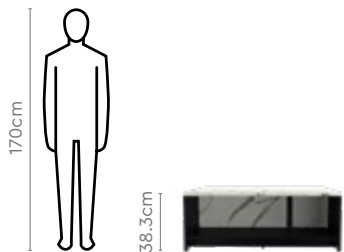


Pair with
**Ontar
Corner Table**

→ Pg 165



Proportion



Details



Silv

Features

- The brown-tinted tabletop made of toughened glass aesthetically overhangs a niche shelf creating a tiered look.
- The bottom structure flaunts ample storage with concealed drawers and display spaces on both sides.
- Strong, sturdy body with Cinnamon Wood finish adds durability and warmth.



Colour & Material

ENGINEERED WOOD



Cinnamon

Measurements

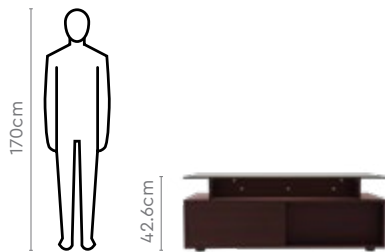


Pair with
**Silv
Corner Table**

→ Pg 163



Proportion



Details



EOS

Features

- Aesthetically designed with practical features for optimal organization.
- Storage comprises a generous open niche, display space, special shelf storage for items used regularly, and a dual drawer that slides open on both sides.
- Clear, toughened glass accentuates the warm Cinnamon panels.



Colour & Material

ENGINEERED WOOD



Cinnamon

Measurements

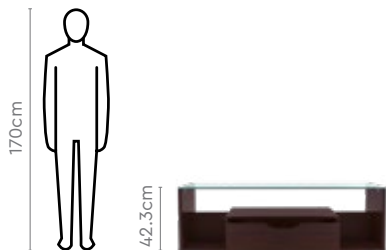


Pair with
**EOS
Corner Table**

→ Pg 161



Proportion



Details



Luna

Features

- A minimalistic design with a harmonious play of gentle curves, arcs, and open shelves.
- Eye-catching marble-patterned tabletop in high-gloss finish which is easy to maintain.
- Body panels are made of strong high-quality wood that is durable and grows more beautiful with age.



Colour & Material

ENGINEERED WOOD



Gordion &
Palau Teak

Measurements

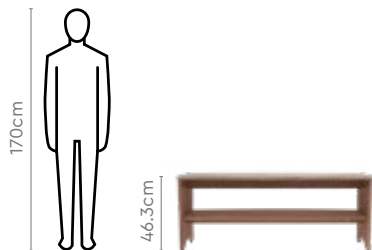


Pair with
**Luna
Corner Table**

→ Pg 166



Proportion



Details



Travit

Features

- A unique blend of geometrically split shelves contrasted with warm, wood-grain and ivory finishes.
- The minimalistic design inserts into any context and is built with quality craftsmanship to last long.
- Castors make movement easy.




Colour & Material

ENGINEERED WOOD



Remini Walnut

Measurements

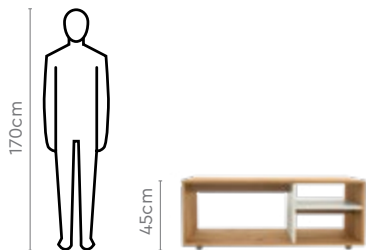


Pair with
**Travit
Corner Table**


→ Pg 158



Proportion



Details



Reson

Features

- Using the design principle of repetition, Reson combines the elements of wood and metal and the playful use of curves.
- Generous open storage space with an asymmetrical bottom shelf adds to the aesthetics.
- Fine craftsmanship with a sturdy structure and elegant finishes in warm, wood grain and black ink.



Colour & Material

ENGINEERED WOOD



Noce Versailles
& Black Ink

Measurements

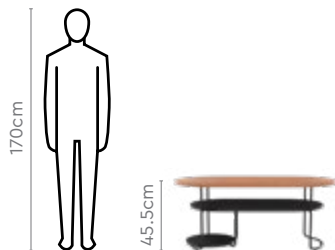


Pair with
**Reson
Corner Table**

→ Pg 159



Proportion



Details



Gracia

Features

- Gracia beautifully blends the grace of black marble with captivating wood patterns, in a striking high gloss finish that is easy to maintain.
- The design is sleek and linear with plenty of shelf storage space. A shelf each is accessible on three sides.
- The corner complementary unit hypes up the overall appeal of your living space.
- Built with meticulous craftsmanship to create a lasting impression and forge memories.



Colour & Material

ENGINEERED WOOD



Parlak & Black Ink

Measurements

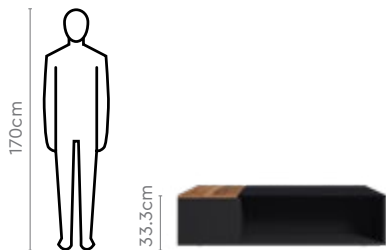


Pair with
**Gracia
Corner Table**


→ Pg 167



Proportion



Details



Transpose V2

Features

- A coffee table that can transform into a dining/study table.
- The top panel mounted with table lift-up mechanism allows it to convert into a multipurpose table.
- Tested locking mechanism keeps the tabletop secure in lifted position.



Colour & Material

ENGINEERED WOOD



Brown

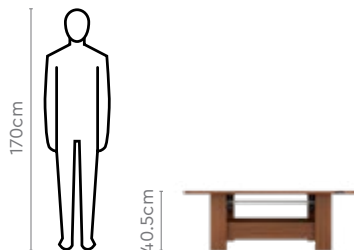


Cola Rain

Measurements



Proportion



Details



Larch


Features

- The Larch is a stylish, round coffee table with elegantly designed tapering legs supporting a tabletop of tinted toughened glass.
- The round design softens the look of any living space and allows the table to fit well in tight spaces. The absence of corners makes it safe for families with small kids.
- The understructure is made of strong Sheesham wood that is easy to clean and has lasting beauty.



Colour & Material

SHEESHAM WOOD AND GLASS

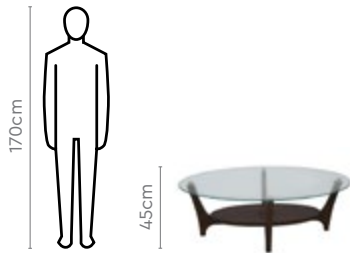


Brown

Measurements



Proportion



Details



Vesta



Features

- The tabletop of tinted, toughened glass lends elegance and sophistication to any living setting.
- The curved wooden edges softly define both ends and act as a safeguard for kids.
- High functionality with two level display space, open shelf, and closed storage.
- Stainless steel legs add elevation for easy cleaning.

Measurements



Colour & Material

ENGINEERED WOOD



Brown

Details



Forzaa



Features

- The Forzaa is an exquisitely designed coffee table with a subtle concavity that accentuates the tabletop, adding an elegant touch.
- The walnut finish gives a warm and inviting feel, while the industrial legs provide strong, stable, and durable support.
- Meticulously crafted, the Forzaa combines style with functional space for enjoying snacks, family activities, and building memories.

Measurements



Colour & Material

WOOD



Walnut

Details



Tetra 2.0



Features

- Sleek and compact, the Tetra 2:0 is an innovative coffee table with generous storage and an enchanting sense of balance.
- The two spacious drawers can be used to keep books, remotes, and other items, maintaining a clutter-free living area.
- The slender legs not only enhance the aesthetic design but also provide stability.
- The combination of the rich wood tone and ash complements both light and dark interior designs.

Measurements



Colour & Material

ENGINEERED WOOD



Ash & Walnut

Details



Harmony

Features

- High load-bearing capacity without compromise on design aesthetics.
- Minimalistic design with a combination of closed and open storage.
- Body panels are made of 1.8 cm thick prelaminated engineered wood, making it sturdy and durable.
- Lamination cover is treated by a process of Melamine Impregnation, giving it superior abrasion and stain resistance.
- Superlative quality hardware used, making it a long-lasting addition to your space.

Colour & Material


ENGINEERED WOOD



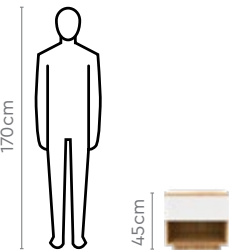
Remini Walnut



Measurements



Proportion



Details




Osaka

Features

- Great design meets top functionality with high load bearing capacity of 40 kgs.
- Inspired by a love for simplicity and the orient, this beautiful piece comes with large dual access open storage and a side display niche.
- Body panels are made of 1.8 cm thick prelaminated engineered wood, making it sturdy, durable, and a great choice for a living room.

Colour & Material


ENGINEERED WOOD



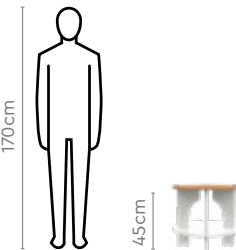
Remini Walnut




Measurements



Proportion



Details



Edward

Features

- Sophisticated Walnut colour, neat corners, and curved legs add an ethnic charm to spaces.
- Sturdy durable rubber wood understructure with high density premium finish plywood table top.



Colour & Material

RUBBER WOOD + PLYWOOD

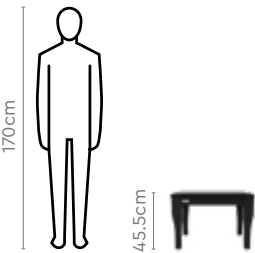


Walnut

Measurements



Proportion



Details



Pair with

Victoria
Coffee
Table

→ Pg 120



Meraki

Features

- Creative geometric shape is an ode to the principle of harmony which greatly influences the minimalistic design of the piece.
- Soothing warm shade of the table blends well in different décor themes seamlessly.
- Solid make and excellent design.
- Its knockdown construction makes it easy to assemble and disassemble.
- Requires low maintenance and is easy to clean.



Colour & Material

ENGINEERED WOOD

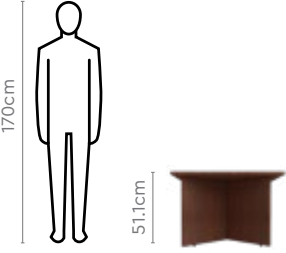


Brown


Measurements



Proportion



Details



Pair with

Meraki
Coffee
Table

→ Pg 117



Splenda

Features

- A modern design, this hip corner table easily blends in with different types of furniture.
- Natural solid wood strength from the rubber wood understructure that is robust and looks good.
- Designed with a surface area to accommodate everything from trays of coffee to stacks of magazines.
- Engineered wood table top averse to scratches with a glossy finish all over.
- Maintenance requires little effort, use a wet cloth to wipe the table clean.



Colour & Material

RUBBERWOOD +
ENGINEERED WOOD

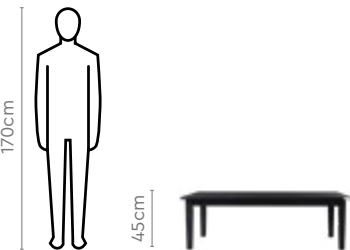


Cappuccino

Measurements



Proportion



Details



Vegas

Features

- Made with precision in urban design, the Vegas corner table is a piece of art that can make any space come alive.
- Its bright colour will enliven any interior. Place it amongst monotonous or other brightly-coloured furniture.
- Fibreglass reinforced plastic is used to make the base material, giving it a luxurious smooth finish.
- Tempered glass top is stronger and more durable than regular glass, making it a safer choice for interiors.
- Small size doesn't always mean small strength. This petite table can withstand a weight of up to 20 kgs.




Colour & Material

FIBREGLOSS



Red

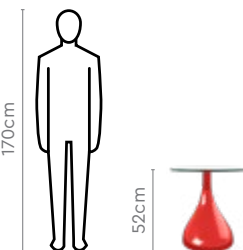


Black

Measurements



Proportion



Details



Allan

Features

- Tall, dark, and handsome-looking corner table with sleek tripod metal legs and a disc-shaped metal top.
- Ideal beside a sofa for easy access and less ground space, making it a good fit for corners as well.
- Legs have small bushes at the base to prevent floor damage.
- Being a neutral shade (black), it is easy to style with any décor or aesthetic.



Colour & Material

MILD STEEL

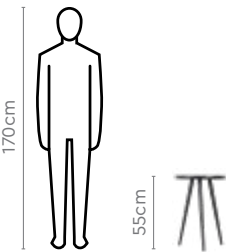


Matt Black

Measurements



Proportion



Details



Discoïd

Features

- Inspired by the 4-legged alien character with interesting leg design detail making it appear disconnected.
- Powder-coated metal legs with walnut finish top.
- Designed to offer multi-utility function on the lips of the 4 sleek legs, like to hang umbrellas or bags, making it a useful item in living spaces.



Colour & Material

WOOD + METAL

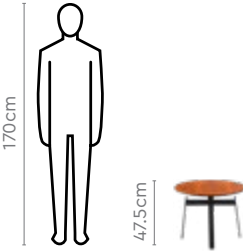


Walnut

Measurements



Proportion



Details



Emma

Features

- Inspired by its versatility, universal appeal, and calming tones, the name "Emma" was given to this lightweight corner table.
- Being a lightweight item, it is easy to relocate and style in a space as needed.
- Also includes a small drawer to keep knick-knacks like catalogues, notepads, stationeries etc. for an added utility.



Colour & Material

WOOD

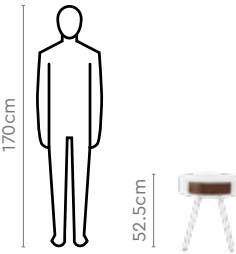


White

Measurements



Proportion



Details



Troika

Features

- Troika, which means a team of 3 working together, was the name inspired by the functionality of the tripod legs that join together to support the top.
- Available in two heights and table top widths, that can be used individually or nestled together.
- Legs and top circumference made from metal with black powder coating, and engineered wood with Oak veneer table top, gives it a sleek and contemporary aesthetic.
- Easy to pair with existing interiors in a space and useful for a variety of functions.




Colour & Material

ENGINEERED WOOD



Oak Veneer

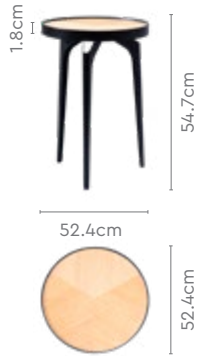
POWDER COATED METAL



Black

Measurements

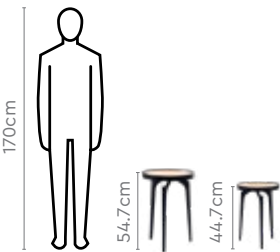
Corner Table (Large)



Corner Table (Small)



Proportion



Details



Skyline

Features

- Designed for the modern minimalist with a need for handy, compartmentalized storage.
- Tabletop of durable, toughened glass with a digitally back-printed Skyline pattern creates a sleek, modern look.
- A strong, knockdown construction built for longevity.




Colour & Material

ENGINEERED WOOD

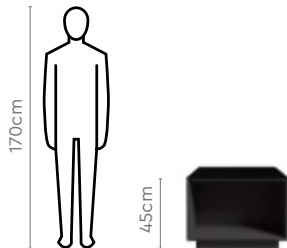


Black

Measurements



Proportion



Details



Bloom

Features

- Bloom combines the clean-cut visual appeal of a square design and a sleek, strong ebony understructure with curvaceous elements.
- The black unit takes up less space and works well with most interiors acting as a contrast with other furniture.
- Open storage made of powder-coated MS sheet with laser-cut floral pattern inscription.



Colour & Material

WOOD

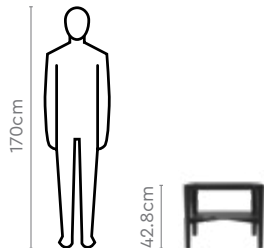


Black

Measurements



Proportion



Details



Travit

Features

- The Travit corner table is a sophisticated blend of splits and contrasts designed to give your living space an open, airy feel and allow illumination to freely flow.
- The Remini Walnut and Royal Ivory finishes create a modern and contemporary mood. The visible wood grain adds to the overall serenity.
- Castors enable quick-shift and wall-park movements to make creative layouts with great ease.



Colour & Material

ENGINEERED WOOD



Remini Walnut

Measurements



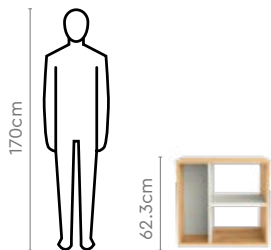
Pair with

**Travit
Coffee Table**

→ Pg 138



Proportion



Details



Reson

Features

- The Reson corner table combines wood and metal, utilizing the design principle of repetition.
- Curves and open storage space are complemented by elegant finishes in warm, wood grain and black ink.
- The asymmetrical bottom shelf for displaying décor enhances the aesthetic appeal.
- Reson's robust structure and vertex-free design makes it perfect for compact spaces between sofas or as a corner unit.



Colour & Material

ENGINEERED WOOD



Noce Versailles & Black Ink

Measurements



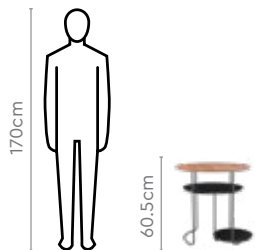
Pair with

**Reson
Coffee Table**

→ Pg 139



Proportion



Details



Lean

Features

- The Lean corner table's modern design features a curvaceous overhang that creates captivating asymmetry.
- The unit with shelf storage features a durable and robust structure while remaining highly portable. The Lean's overhang and optimal height make it easy to work on a laptop.
- The chic combination of Pebble Stone and Silver Oak finishes with wood grain complement any interior.



Colour & Material

ENGINEERED WOOD



Silver Oak & Pebble Stone

Measurements



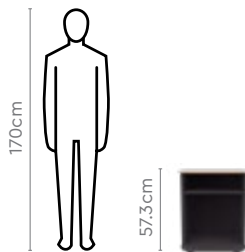
Pair with

Lean
Coffee Table

→ Pg 132



Proportion



Details



EOS

Features

- The EOS corner table is artistically designed to pleasantly let the light in.
- The niche at the bottom is highlighted by a wood backdrop and can be used to display décor items.
- Clear, toughened glass accentuates the warm Cinnamon panels that exude warmth and tranquillity.
- With its square-shaped design, the EOS corner table works well in compact spaces, giving a more open and illuminated look.




Colour & Material

ENGINEERED WOOD



Cinnamon


Measurements



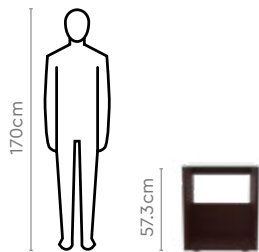
Pair with

EOS
Coffee Table

→ Pg 136



Proportion



Details



Nefer

Features

- The Nefer corner table makes a captivating statement with its black-tinted tabletop, elegantly curved design, and stunning marble finish.
- The combination of curved lines and spacious storage enhances its visual appeal.
- The toughened glass tabletop and fine-quality craftsmanship ensures durability.
- Inspired by the beauty of marble vases, the Nefer will be the centre of attraction in any living room setting.



Colour & Material

GLASS & ENGINEERED WOOD



Black Ink &
Greystone Dark

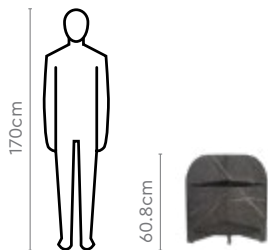
Measurements



Pair with
**Nefer
Coffee Table**
→ Pg 133



Proportion



Details



Silv

Features

- The Silv corner table is elegant, with a brown-tinted glass tabletop and open shelves that let light pass through gracefully.
- Sturdy and built to last, the rubber gaskets on legs ensure scratch-free movement when rearranging layout.
- The corner table can be wall-parked or arranged adjacent to the sofa sides.
- The Cinnamon wood finish adds warmth to your living space.



Colour & Material

ENGINEERED WOOD



Cinnamon

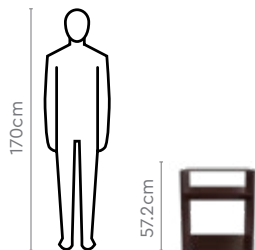
Measurements



Pair with
**Silv
Coffee Table**
→ Pg 135



Proportion



Details



Davy

Features

- The Davy is a stylish corner table with a toughened glass tabletop, display space, and shelf storage.
- The Cincinnati Walnut finish with its warm wood patterns adds a touch of charm.
- The distinctive box-shaped design is complemented by the tapered legs with a sleek matte black finish, creating a sleek silhouette.
- Easy to move around, the Davy is an aesthetically pleasing addition to your living space.



Colour & Material

ENGINEERED WOOD



Cincinnati Walnut

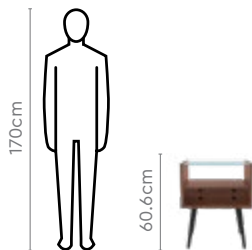
Measurements



Pair with
Davy Coffee Table
→ Pg 130



Proportion



Details



Ontar

Features

- The Ontar corner table instantly captivates the eye, boasting a stunning white marble pattern in a glossy finish.
- The strong and square corner table is made with excellent craftsmanship and is built for longevity. Castors facilitate easy movement.
- The open shelf can be used as a display space or for storing books.
- The timeless marble finish makes this corner table an ever-trendy addition to any living space.



Colour & Material

ENGINEERED WOOD



Afyon & Black Ink

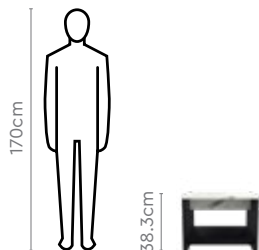
Measurements




Pair with
Ontar Coffee Table
→ Pg 134



Proportion



Details



Luna


Features

- The Luna is a rectangular corner table with gentle curves, arcs, open shelves, and graceful crescent legs.
- The marble-patterned tabletop with a glossy finish is easy to clean and maintain.
- The two open storage shelves provide convenient access to items.
- Body panels are made of durable, high-quality wood.
- The sophisticated design elevates the overall elegance of your living space.



Colour & Material

ENGINEERED WOOD



Gordion & Palau Teak

Measurements

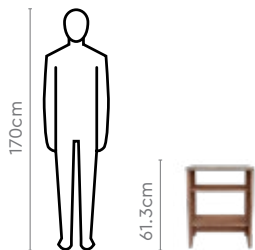


Pair with
Luna Coffee Table

→ Pg 137



Proportion



Details



Gracia


Features

- The Gracia corner table has a glossy finish that highlights the beautiful grain patterns of wood, creating an elegant and warm appearance.
- Aesthetically designed with two open shelves and a slim, vertical shelf with a black backdrop for displaying décor.
- Superior quality craftsmanship that will withstand the test of time. The table can be wall-parked or positioned adjacent to a sofa.




Colour & Material

ENGINEERED WOOD



Parlak & Black Ink

Measurements

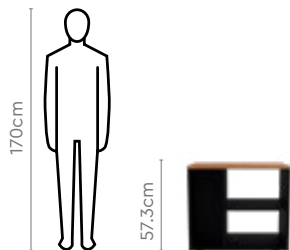


Pair with
Gracia Coffee Table

→ Pg 140



Proportion



Details



Cache

Features

- Elegance and simplicity blend in the Cache design with its wood grain finish and solid grey panels.
- Spacious drawers provide organised storage for clothes, towels, linen, or tablecloths.
- The 5-drawer chest is ideal for bedrooms, living rooms, or dining areas.
- Black angular legs allow for easy, thorough ground cleaning.



Colour



Grey & Walnut

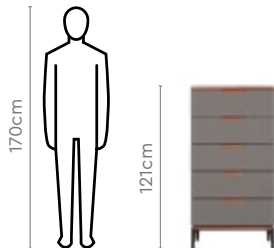
Material

ENGINEERED WOOD

Measurements



Proportion



Details



Opulent

Features

- Luxurious aesthetic with clean-lined form and shape of the unit.
- Sturdy Sheesham wood frame and legs, along with a tempered glass top.
- Easy to maintain, with ground clearance for cleaning.
- Versatile glass top in a neutral colour and contrasting darker legs in walnut shade.
- Comes equipped with three big drawers for additional storage.



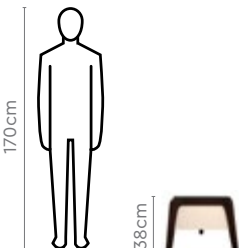
Colour & Material

SHEESHAM WOOD +
ENGINEERED WOOD



Beige

Proportion



Measurements



Details



Pair with

Opulent
Coffee
Table

→ Pg 118



Opulent
Sofa

→ Pg 36



DURA WOOD Range of solid wood products

Flicker

Features

- Carcass made of Sheesham wood and open towers for display.
- Can accommodate up to a 45 inch TV.
- Decorative shutter with carvings enhance the aesthetic appeal.
- A mix of open and concealed storage for your storage needs.



Colour & Material

SHEESHAM WOOD



Walnut

Measurements

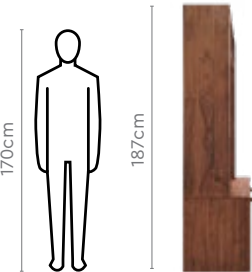


DURA WOOD Range of solid wood products


Pair with
Flicker Coffee Table
→ Pg 125



Proportion



Details



Celestine

Features

- Constructed with engineered wood, the Celestine wall unit is not only stronger but also has a natural resistance to decay.
- Smooth and neat finish makes it easy to clean and maintain, and can accommodate upto 45 inch flat TV screen.
- Owing to its knockdown construction, this sleek sideboard is quite easy to assemble and disassemble.
- It comes with two storage spaces at the bottom.



Colour & Material

ENGINEERED WOOD

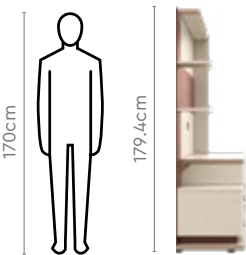


Brown
& Light Brown

Measurements



Proportion



Details



Meraki Series



Features

- Perfect home for media essentials in the PLT make of the Meraki Display Unit.
- Cleverly designed with a curved detail at the lower rear side to account for wall skirting.
- Premium laminate finish rounds out the elegant look of this display unit, making a great match for traditional and modern décor styles.
- Closed shelves of the display unit are a stylish solution to storage problems, ideal to organize books or movie collections.
- Create the whole Meraki Entertainment Unit by adding the Meraki TV Unit and Bookcase.

Colour & Material

ENGINEERED WOOD



Brown & Beige

In the set

Meraki Series Display Unit Set



Pair with

Meraki Coffee Table

→ Pg 117



Meraki Corner Table

→ Pg 149



Meraki Series Display Unit Set

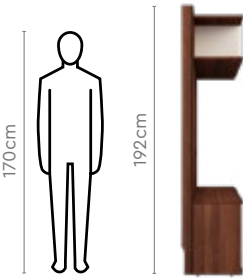
Colour & Material

WOOD



Brown & Beige

Proportion



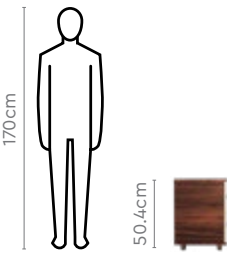
Measurements



Details



Proportion



Media Unit



Details



Display Expo Large

Features

- Durable Media unit made from quality materials with excellent fit and finish, in a classic design with contemporary aesthetics.
- Economical solution for compact as well as large living rooms.
- All carcass panels are made of PLT, fitted with Hettich overlay hinges, metal handles, and tempered glass shutters.



Colour & Material

ENGINEERED WOOD

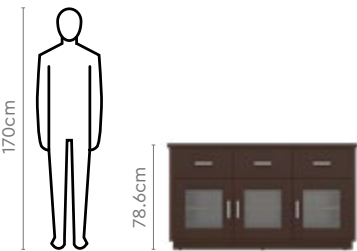


Cherry Shade

Measurements



Proportion



Details



Display Expo Small

Features

- Durable media unit made from quality materials with excellent fit and finish, in a classic design with contemporary aesthetics.
- Perfect solution for compact as well as large living rooms.
- All carcass panels are made of PLT, fitted with Hettich overlay hinges, metal handles, and tempered glass shutters.



Colour & Material

ENGINEERED WOOD

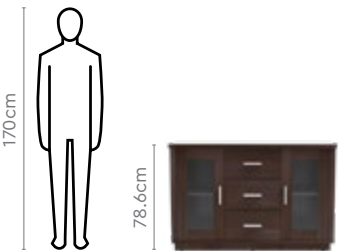


Cherry Shade

Measurements



Proportion



Details



Display Media Unit 1


Features

- Classic design media unit with contemporary aesthetics made from quality materials, and with excellent fit and finish.
- Durable and economical solution for compact as well as large living rooms.
- All carcass panels are made of PLT, fitted with Hettich overlay hinges, metal handles, and tempered glass shutters.



Colour & Material

ENGINEERED WOOD

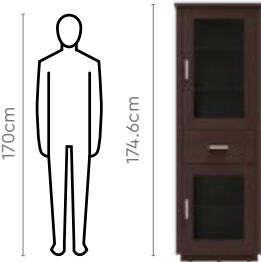


Cherry Shade

Measurements



Proportion



Details



Display Media Unit 2

Features

- Contemporary media unit in a classic design, made from durable materials with excellent fit and finish.
- Value for money solution for compact as well as large living rooms.
- All carcass panels are made of PLT, fitted with Hettich overlay hinges, metal handles, and tempered glass shutters.



Colour & Material

ENGINEERED WOOD



Cherry Shade

Measurements



Proportion



Details




Sparkle

Features

- Durable contemporary design with excellent fit and finish, and minimal yet lavish aesthetic.
- Effective wire management at the centre, and transparent glass shutters with hinges.
- One deep drawer on roller sides for additional storage, plus open and concealed spaces for multi-use display options.
- Wide view angle for better TV viewing from the corner.
- Ideal for compact spaces.

Colour & Material

ENGINEERED WOOD



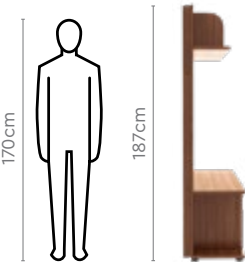
Brown and Cream



Measurements



Proportion



Details



Chamber

Features

- Durable contemporary design with effective wire management at the centre.
- Six deep drawers for storage on roller slides for smooth movement.
- Open and concealed spaces for display options.
- Has the provision to display the TV on the wall or on the panel.
- Ideal for larger spaces.

Colour & Material

ENGINEERED WOOD



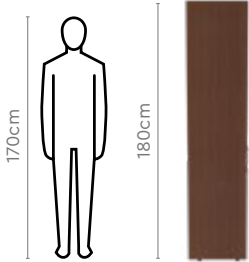
Walnut



Measurements



Proportion



Details



Sienna

Features


- Affordable without compromising on design and build quality.
- Minimal design with contemporary aesthetics.
- Thoughtfully-designed proportions, a compact solution for urban homes.
- Warm wood finish with warm grey laminate, adding to the classic feel.
- Set consists of a TV unit, display unit, media unit, and a shoe cabinet, thus offering a complete living room solution in an economical package.



Design Registration No: 344167-001, 344168-001

Colour & Material

WOOD



Cinnamon & Warm Grey


In the set

Sienna Series Display Unit Set

TV Unit



Display Unit



Shoe Cabin




Media Unit



Sienna Series Display Unit Set

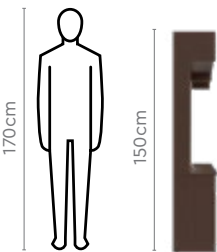
Colour & Material

WOOD



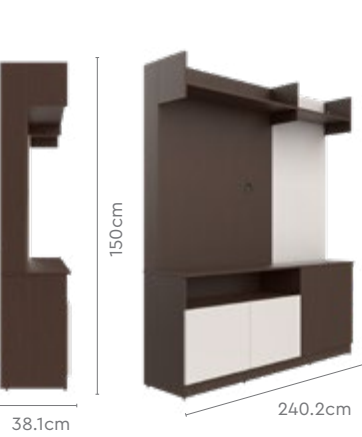
Cinnamon & Warm Grey

Proportion



Measurements

TV Unit



Display Unit



Shoe Cabinet




Details



Media Unit



Details



Alessa

Features

- Home entertainment centre ideal for urban homes with a taste for finer things in life, with the promise of Godrej quality and durability.
- A neo-modernistic product range that truly stands apart, and breaks the modernism trend of straight edges and sharp lines.
- Wide and with a large surface and storage space, the smooth curves project a feeling of a luxurious unit.
- Can accommodate a TV up to 70 inches.
- Unlimited combinations with all the units.

Colour & Material

ENGINEERED WOOD



In the set

Alessa Series Display Unit Set

TV Unit



Display Unit

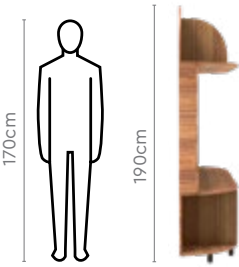


Media Unit



Alessa Series Display Unit Set

Proportion



Measurements

TV Unit



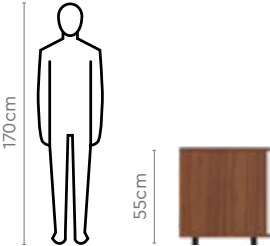
Display Unit



Details



Proportion



Media Unit



Details



Osiris


Features

- All-in-one solution, as a media unit plus display unit with concealed and open storage.
- Minimal design and eye-catching details that are timeless, adaptable, and elegant.
- Sleek gold finish legs and sturdy structure.
- High quality LED lights create transcendent lighting, which amplifies the beauty of showpieces and display items.
- High quality hardware and toughened glass.



Colour & Material


ENGINEERED WOOD



In the set

Osiris Series Display Unit Set

TV Unit



Display Unit



Media Unit



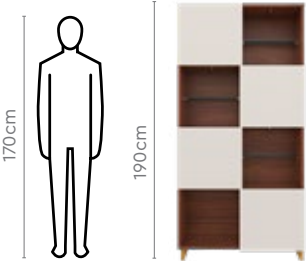
Osiris Series Display Unit Set

Colour & Material

ENGINEERED WOOD



Proportion



Measurements

TV Unit



Display Unit



Details



Media Unit



Details




Senate

Features

- Contemporary home entertainment range in a symmetric design, balanced well with material finishes and thoughtfully placed lights.
- The wooden finish and warm white PVC foil shutters add to the aesthetics of a stylish living room set up, consisting of a TV unit, display unit, and a media unit.
- The sturdy TV unit offers concealed wire management that can fit up to a 65-inch TV.
- The media unit is a perfect solution for clean, minimal aesthetics, with 1800mm surface length with fuss-free wire management and push to open drawers.
- High-quality hardware used for hinges, ball slides, cam fasteners, dowels, levellers, making it a durable addition to your home.

Colour & Material

ENGINEERED WOOD



In the set

Senate Series Display Unit Set

Display Unit



TV Unit




Media Unit



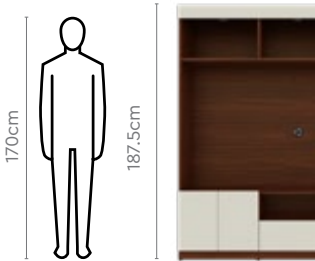
Senate Series Display Unit Set

Colour & Material

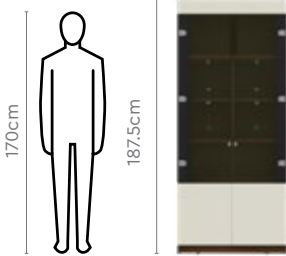
ENGINEERED WOOD



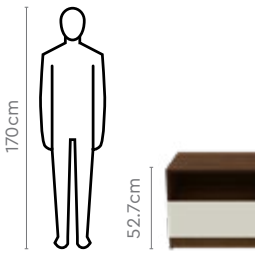
Proportion



Proportion



Proportion



Measurements

TV Unit



Display Unit



Details



Media Unit



Details



Europa

Features


- Home entertainment centre designed to cater to the refined aesthetics of urban homes, with the promise of Godrej quality and durability.
- Add minimal, contemporary aesthetics that combine simple forms that blend into both modern and traditional homes.
- The media unit offers an optimum viewing angle, has a wire management provision, and with its elevated height, gives better access and more storage space.
- Display unit and TV unit have high quality hardware, and come with versatile multi-use open displays and concealed storage.



Design Registration No: 344164-001, 344165-001, 344166-001

Colour & Material

ENGINEERED WOOD



In the set

Europa Series Display Unit Set

TV Unit



Display Unit




Media Unit



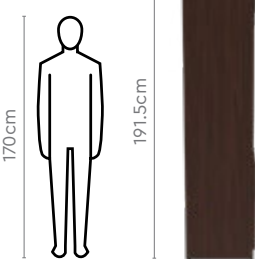
Europa Series Display Unit Set

Colour & Material

ENGINEERED WOOD



Proportion



Measurements

TV Unit



Display Unit



Details



Media Unit



Details

